



**NMFS WESTERN PACIFIC LONGLINE FISHING LOG**

**VESSEL** \_\_\_\_\_ **PERMIT NUMBER** \_\_\_\_\_

**Date of Departure from Port:** \_\_\_ / \_\_\_ / \_\_\_ **Port:** \_\_\_\_\_

**Date of Return to Port:** \_\_\_ / \_\_\_ / \_\_\_ **Port:** \_\_\_\_\_

**SET INFORMATION** \_\_\_\_\_ **Observer on Board:** [ \_\_\_\_\_ ]

# Context for Pacific Islands Fishery

## Monitoring and Assessment

Christofer Boggs - Chief, Fisheries Research and Monitoring Division

External Review of Information for Stock Assessment

June 25-27, 2013

		Kept	Released	
<b>TUNAS:</b>				<b>SEALS:</b>
Albacore ( <i>tonbo</i> )	15	/		Monk Seal
Bigeye tuna	16	///	//	Sea Lions



### Fisheries Biology...

### Fisheries Monitoring Branch

Life History Program  
Robert Humphreys



Fish Squeezing

Insular Fisheries Monitoring Program  
Kimberly Lowe

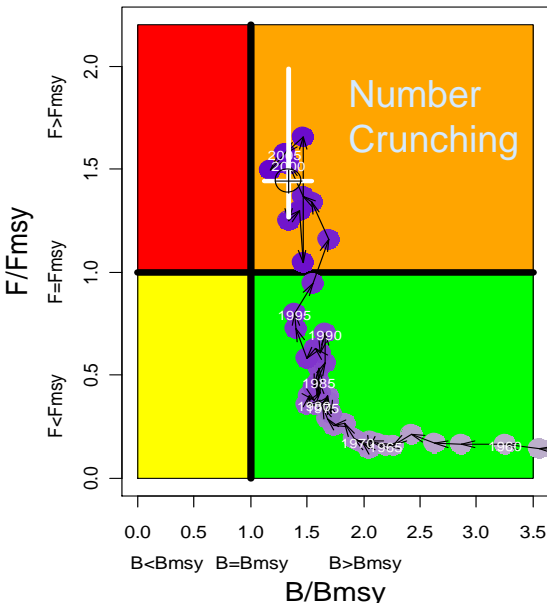


Fish Counting

### ...and Stock Assessment Branch

Stock Assessment Program  
Gerard Dinardo

International Fisheries Program  
Keith Bigelow




International Reporting and Bycatch Research



Highly Migratory Species (HMS,  
International, Pelagic, Tunas and  
Tuna-Like Species )

North Pacific Population of  
Striped Marlin

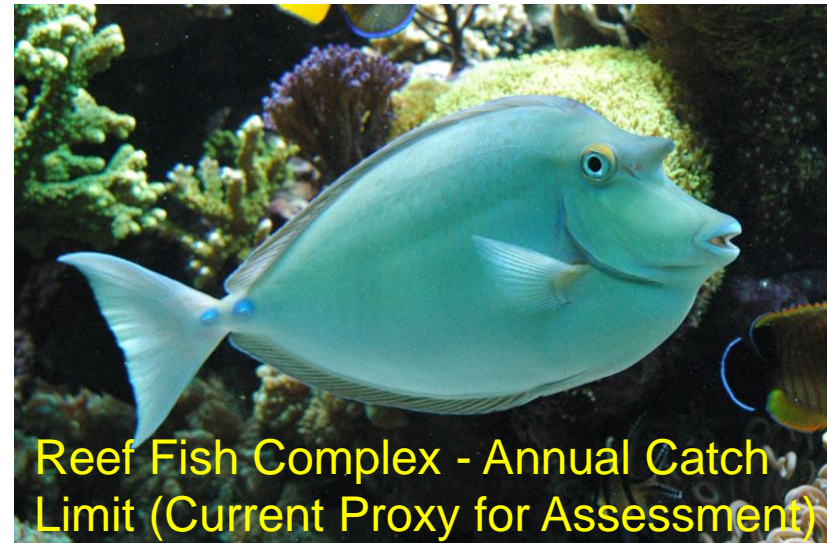


Insular (Domestic, Small-  
Vessel or Shore-based)

Hawaii Deep 7 Bottomfish



Reef Fish Complex - Annual Catch  
Limit (Current Proxy for Assessment)

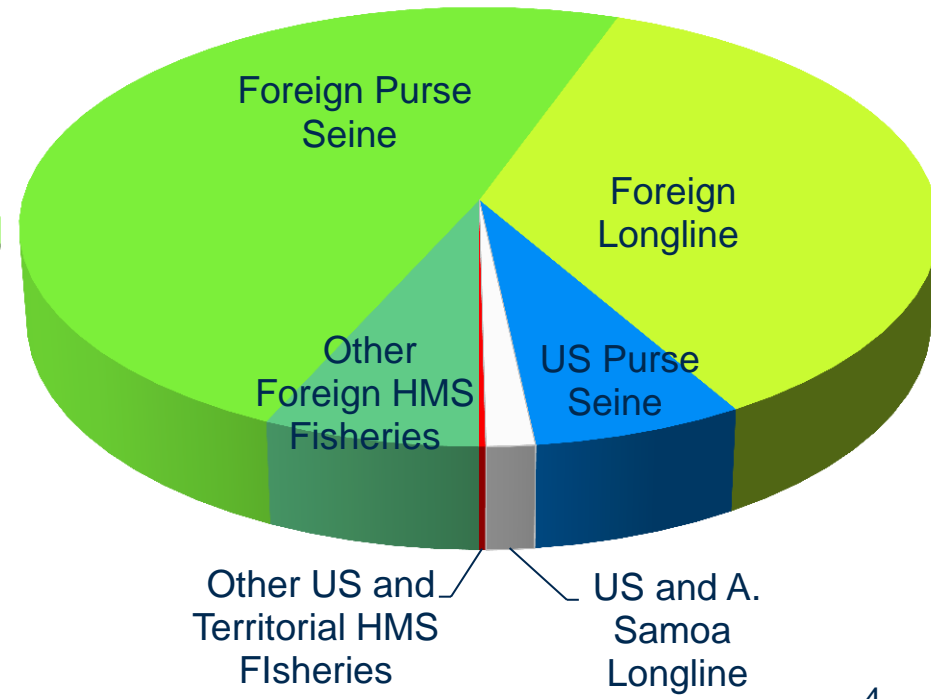
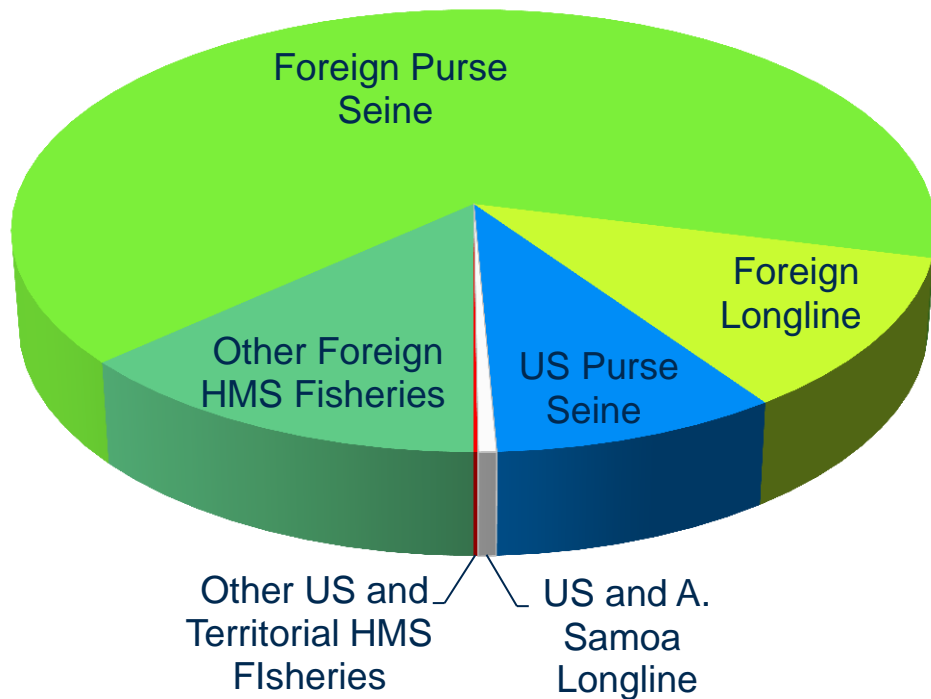




## 2011 Commercial Landings and Value of US and Foreign Fisheries for Pelagic, or “Highly Migratory” Species (HMS) in the Western and Central Pacific Fisheries Commission (WCPFC) Area

Landings of ~ 3 million metric tons  
(6.6 billion pounds)

FOB Value of ~ 5.5 billion dollars  
(\$1.20 per pound)



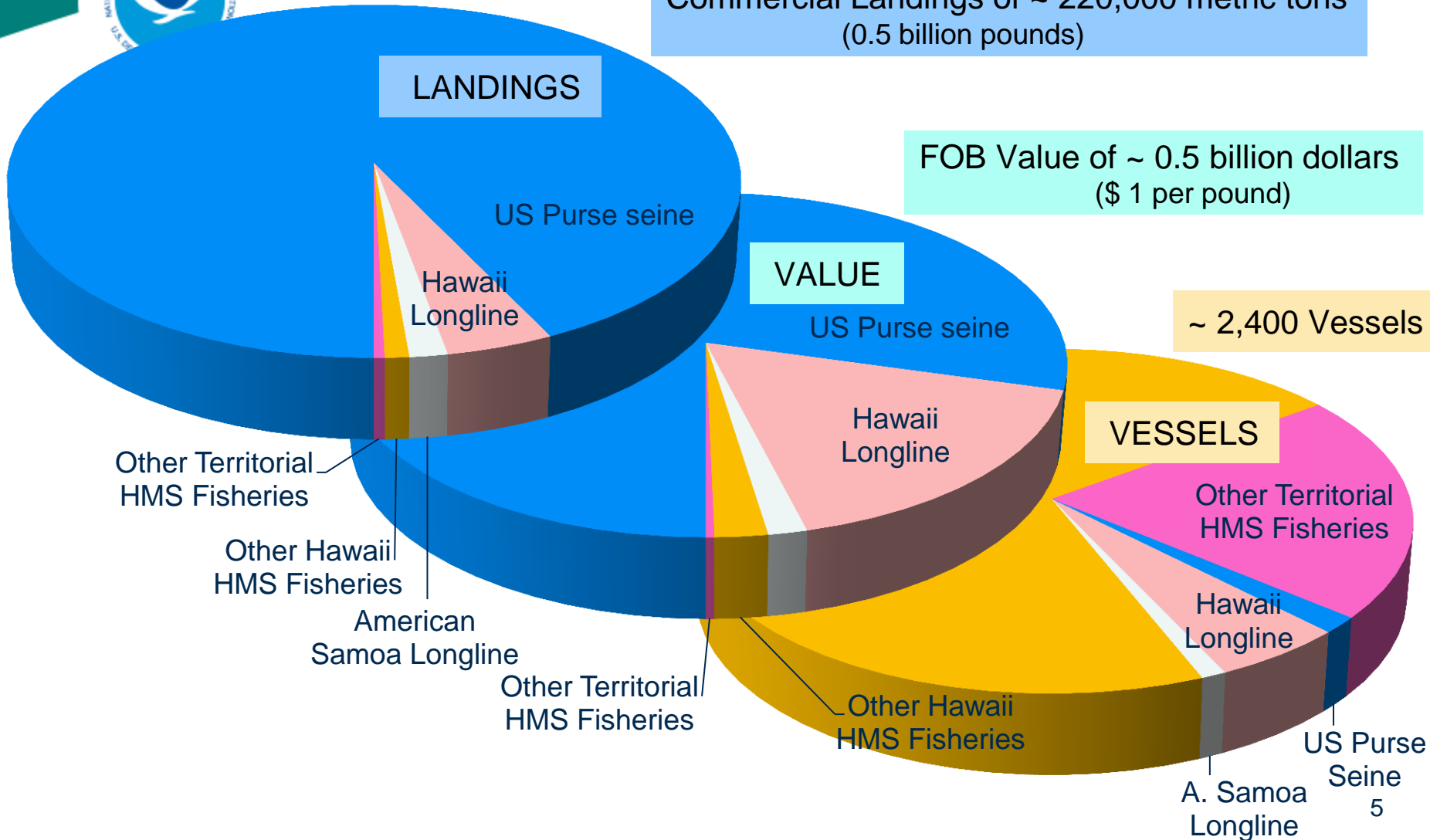
# 2011 Landings and Value of US and Territorial HMS Fisheries in the WCPFC Area



Commercial Landings of ~ 220,000 metric tons  
(0.5 billion pounds)

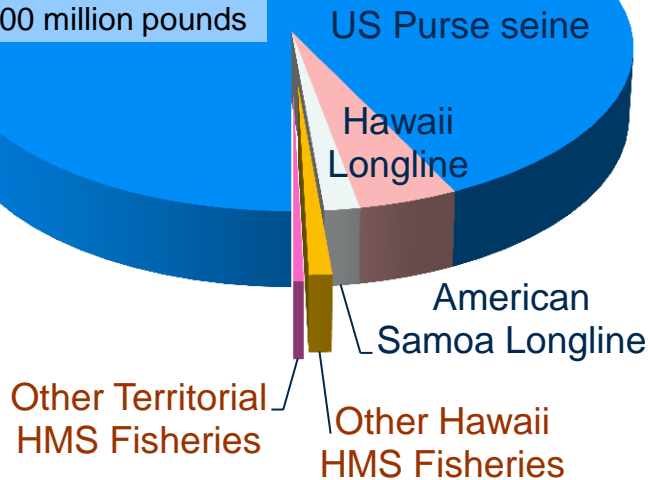
FOB Value of ~ 0.5 billion dollars  
(\$ 1 per pound)

~ 2,400 Vessels



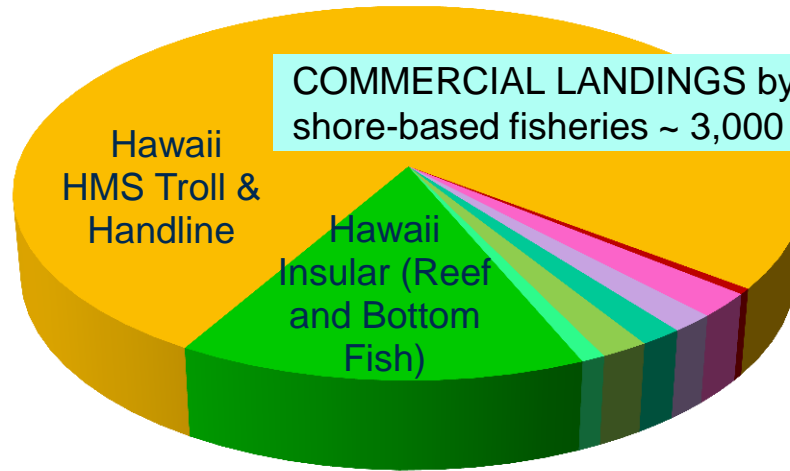
# 2011 Commercial Landings and Value of Insular Fisheries

TOTAL US HMS LANDINGS were 220,000 mt = 500 million pounds

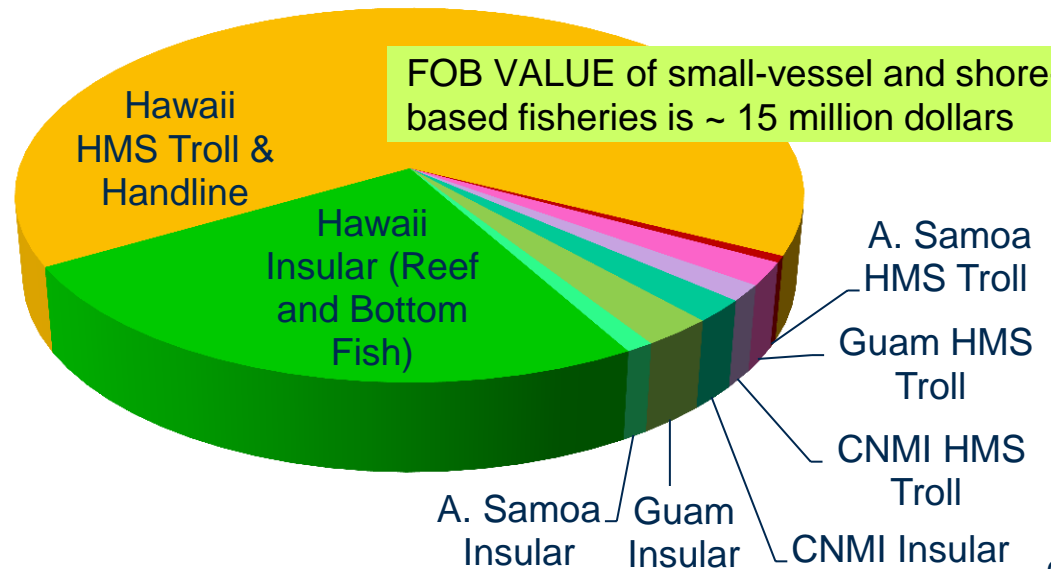


IN COMPARISON, (below):

COMMERCIAL LANDINGS by small-vessel and shore-based fisheries ~ 3,000 mt = 7 million lbs



FOB VALUE of small-vessel and shore-based fisheries is ~ 15 million dollars



A comparison of these two smallest HMS fisheries (pink and orange wedges) with all of the State and Territory small-vessel and shore-based fisheries for insular species (bottom and reef fish, in shades of green) is shown on the right