


HAWAII CHARTER FISHING COSTS - WHAT WE KNOW

It has been 15 years since the last economic survey of the Hawaii Charter Fishing Industry.



http://www.soest.hawaii.edu/PFRP/soest_jimar_rpts/hamilton_charter_fishing96_97.pdf

**This document provides some results from the 1996 Survey:
Do these numbers reflect your current costs?**

New research is needed:

- To better understand the costs associated with running charter vessels in Hawaii.
- Detail the important economic contributions that charter fishing provides the State of Hawaii.
- Establish important baselines for assessing the economic impacts of future ocean management plans, management alternatives and actions.

Your survey responses will never be associated with your boat, name, or mailing address, and all answers will be kept confidential according to strict Federal confidentiality laws.

All results will be presented in summary form.

Your response is important!

HAWAII CHARTER FISHING COSTS - WHAT WE KNOW

Average Hawaii charter fishing vessel characteristics (1996-1997)

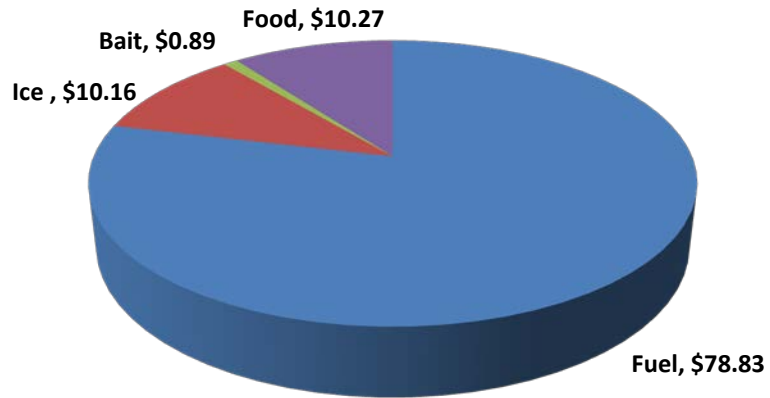
Length (feet)	AVERAGE	39
	standard deviation	6
Year built	AVERAGE	1977
	standard deviation	9
Year purchased	AVERAGE	1989
	standard deviation	7
Purchase price	AVERAGE	\$132,821
	standard deviation	118,268
Trailer cost	AVERAGE	\$7,000
	standard deviation	1,000
Cost of additional electronics	AVERAGE	\$4,131
	standard deviation	5,512
Cost of other vessel upgrades	AVERAGE	\$28,036
	standard deviation	40,514
Cost of major fishing gear	AVERAGE	\$11,229
	standard deviation	6,317
Cost to obtain slip	AVERAGE	\$10,706
	standard deviation	23,908
Cost of slip improvements	AVERAGE	\$388
	standard deviation	1,388
Investment in booth	AVERAGE	\$1,845
	standard deviation	1,929
Other investment	AVERAGE	\$579
	standard deviation	2,153

HAWAII CHARTER FISHING COSTS - WHAT WE KNOW

Average costs per trip for Hawaii charter fishing vessels (1996-1997)

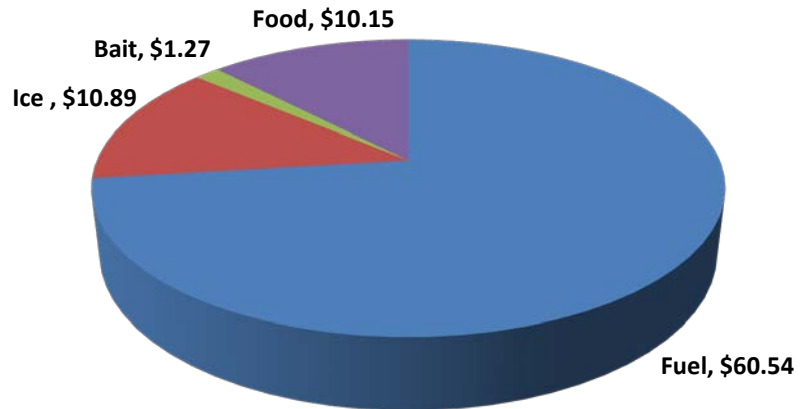
FULL DAY
CHARTER

\$100.15



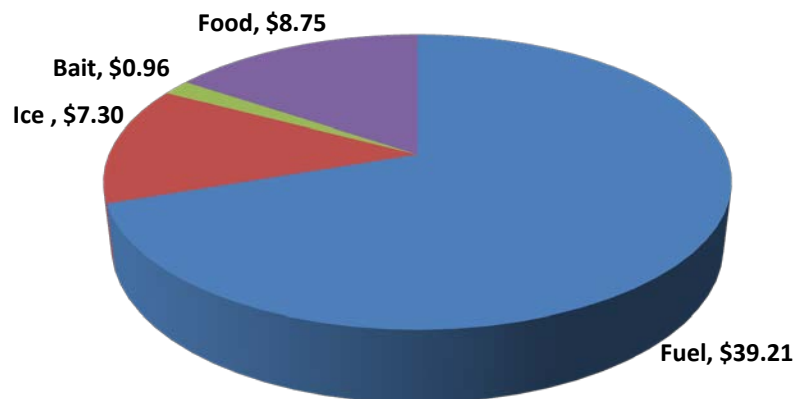
3/4 DAY
CHARTER

\$82.85



HALF DAY
CHARTER

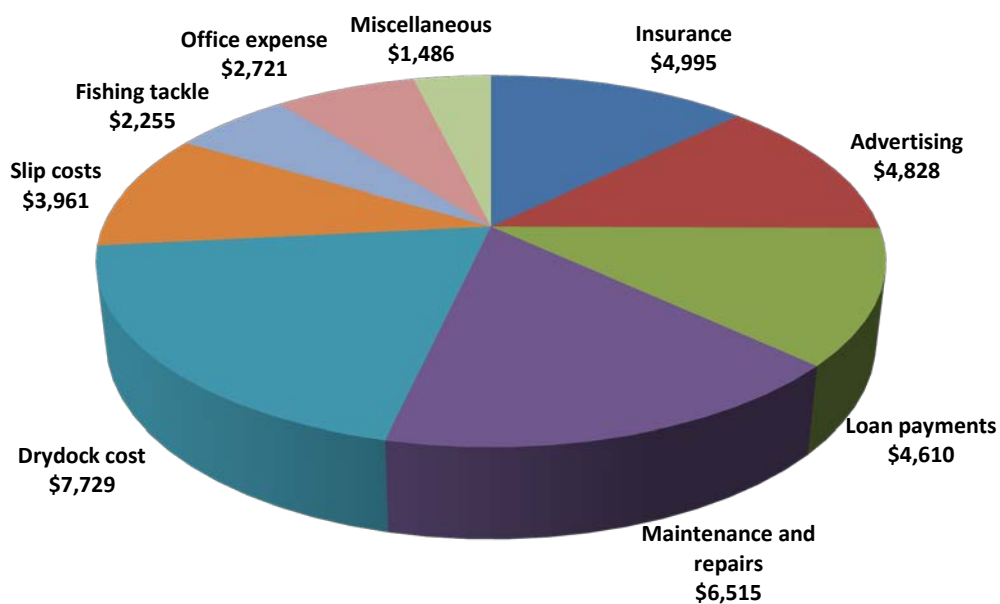
\$56.22



HAWAII CHARTER FISHING COSTS - WHAT WE KNOW

Average labor rates for Hawaii charter industry workers by vessel size (1996-1997)

	VESSEL SIZE			
	Small	Medium	Large	
CAPTAIN				
Captain wage for a full day charter trip	AVERAGE	\$93.00	\$98.50	\$102.50
	standard deviation	9.75	11.82	31.82
Annual captains' paid salary	AVERAGE	\$21,000	\$28,583	\$28,950
	standard deviation	-	5,854	7,564
CREW				
Crew wage for a full day charter trip	AVERAGE	\$74.17	\$70.23	\$70.00
	standard deviation	9.70	11.13	8.16
SHORE LABOR				
Percent commission paid per trip sold	AVERAGE	15%	15%	10%
	standard deviation	-	0.00	0.00



Average annual fixed costs per Hawaii fishing charter vessel (1996-1997)

TOTAL ANNUAL FIXED COSTS (1996-1997): \$39,100