

STATE OF HAWAII 2001 FISHERY STATISTICS

Compiled by
Division of Aquatic Resources
and the
Western Pacific Fishery Information Network

August 2003

CONTENTS

	Page
Introduction	V.1
Data Collecting System	V.2
<i>Special Note</i>	V.3
Data Processing System	V.3
Data Reporting System	V.3
Tables and Figures	V.7

LIST OF HAWAII SUMMARY TABLES

Table	Title	Page
V.1.1	Hawaii 2001 Reported Commercial Landings	V.7
V.1.2	Hawaii January 2001 Reported Commercial Landings	V.10
V.1.3	Hawaii February 2001 Reported Commercial Landings	V.12
V.1.4	Hawaii March 2001 Reported Commercial Landings	V.14
V.1.5	Hawaii April 2001 Reported Commercial Landings	V.16
V.1.6	Hawaii May 2001 Reported Commercial Landings	V.18
V.1.7	Hawaii June 2001 Reported Commercial Landings	V.20
V.1.8	Hawaii July 2001 Reported Commercial Landings	V.22
V.1.9	Hawaii August 2001 Reported Commercial Landings	V.24
V.1.10	Hawaii September 2001 Reported Commercial Landings	V.26
V.1.11	Hawaii October 2001 Reported Commercial Landings	V.28
V.1.12	Hawaii November 2001 Reported Commercial Landings	V.30
V.1.13	Hawaii December 2001 Reported Commercial Landings	V.32

LIST OF HAWAII FIGURES

Figure	Title	Page
V.1.1	Hawaii 2001 Fisheries Categories: Reported Commercial Landings of Pelagic, Bottom, Reef, and Other	V.34
V.1.2	Hawaii 2001 Monthly Reported Landings of Tunas, PMUS, and BMUS	V.34
V.1.3	Hawaii 2001 Monthly Reported Landings of Wahoo, Mahimahi, and Billfish	V.35
V.1.4	Hawaii 2001 Monthly Reported Landings of Skipjack, Bigeye, and Swordfish	V.35
V.1.5	Hawaii 2001 Monthly Reported Landings of Albacore, Yellowfin, and Other Tunas	V.36
V.2.1	Hawaii 1948-2001 Average Monthly Reported Landings of Tunas, PMUS, and BMUS	V.36
V.2.2	Hawaii 1948-2001 Average Monthly Reported Landings of Wahoo and Mahimahi	V.37
V.2.3	Hawaii 1948-2001 Average Monthly Reported Landings of Striped and Blue Marlin	V.37
V.2.4	Hawaii 1948-2001 Average Monthly Reported Landings of Skipjack Tuna, Bigeye Tuna, and Swordfish	V.38
V.2.5	Hawaii 1948-2001 Average Monthly Reported Landings of Opakapaka, Onaga, and Uku	V.38
V.2.6	Hawaii 1948-2001 Average Monthly Reported Landings of Albacore, Yellowfin and Other Tuna	V.39
V.2.7	Hawaii 1948-2001 Average Monthly Reported Landings of Bigeye and Mackerel Scad	V.39
V.2.8	Hawaii 1948-2001 Average Monthly Reported Landings of Spiny Lobster and Saltwater Shrimp	V.40
V.3.1	Hawaii 1979-2001 Annual Trend of Fisheries Categories: Reported Commercial Landings of Pelagic, Bottom, Reef, and Other	V.40
V.3.2	Hawaii 1948-2001 Annual Trends: Total Reported Commercial Landings	V.41
V.3.3	Hawaii 1948-2001 Annual Trends: Reported Commercial Landings of Tunas, PMUS, and BMUS Landings	V.41
V.3.4	Hawaii 1948-2001 Annual Trends: Reported Commercial Landings of Wahoo and Mahimahi	V.42
V.3.5	Hawaii 1948-2001 Annual Trends: Reported Commercial Landings of Albacore, Yellowfin, and Other Tunas	V.42
V.3.6	Hawaii 1948-2001 Annual Trends: Reported Commercial Landings of Skipjack, Bigeye, and Swordfish	V.43

LIST OF HAWAII FIGURES (cont.)

Figure	Title	Page
V.3.7	Hawaii 1948-2001 Annual Trends: Reported Commercial Landings of Striped and Blue Marlin	V.43
V.3.8	Hawaii 1948-2001 Annual Trends: Reported Commercial Landings of Opakapaka, Onaga, and Uku	V.44
V.3.9	Hawaii 1948-2001 Annual Trends: Reported Commercial Landings of Bigeye and Mackerel Scad	V.44
V.3.10	Hawaii 1948-2001 Annual Trends: Reported Commercial Landings of Spiny Lobster and Saltwater Shrimp	V.45
V.4.1	Hawaii 1984-2001 Monthly Reported Commercial Landings of Yellowfin Tuna	V.45
V.4.2	Hawaii 1984-2001 Monthly Reported Commercial Landings of Skipjack Tuna	V.46
V.4.3	Hawaii 1984-2001 Monthly Reported Commercial Landings of Bigeye Tuna	V.46
V.4.4	Hawaii 1984-2001 Monthly Reported Commercial Landings of Opakapaka	V.47
V.4.5	Hawaii 1984-2001 Monthly Reported Commercial Landings of Bigeye Scad	V.47
V.4.6	Hawaii 1984-2001 Monthly Reported Commercial Landings of Mahimahi	V.48
V.4.7	Hawaii 1984-2001 Monthly Reported Commercial Landings of Striped Marlin	V.48
V.4.8	Hawaii 1984-2001 Monthly Reported Commercial Landings of Wahoo	V.49
V.4.9	Hawaii 1984-2001 Monthly Reported Commercial Landings of Onaga	V.49
V.4.10	Hawaii 1984-2001 Monthly Reported Commercial Landings of Blue Marlin	V.50
V.4.11	Hawaii 1984-2001 Monthly Reported Commercial Landings of Swordfish	V.50
V.4.12	Hawaii 1984-2001 Monthly Reported Commercial Landings of Albacore	V.51
V.4.13	Hawaii 1984-2001 Monthly Reported Commercial Landings of Spiny Lobster	V.51
V.4.14	Hawaii 1984-2001 Monthly Reported Commercial Landings of Saltwater Shrimp	V.52

STATE OF HAWAII 2001 FISHERY STATISTICS

INTRODUCTION

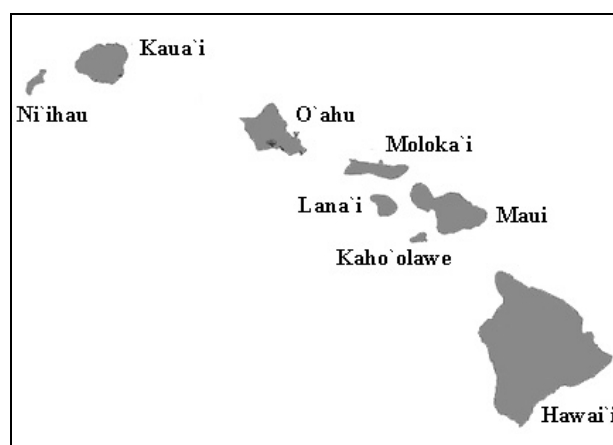
The Hawaiian Archipelago stretches northwestward over 1,500 miles.

Location: 19° N latitude, 155° W longitude to about 28° N latitude and 178° W longitude.

Islands: Hawaii, Maui, Lanai, Molokai, Oahu, Kauai, and Niihau (comprise over 99% of the total land area)

Population: over 1.3 million

Commercial Catch Breakdown:
over 80% on Oahu, about 13% on Hawaii, 4% on Kauai, 2% on Maui, and less than 1% on other islands.



Hawaiian Islands; copied and modified from:
http://satftp.soest.hawaii.edu/space/hawaii/maps/All_Islands_map.710x509.gif;
SOEST Satlab Server

The Department of Land and Natural Resources' Hawaii Division of Aquatic Resources (HDAR) has been collecting statistics on Hawaii's commercial fisheries for over 50 years.

The fisheries of the State of Hawaii are quite diverse; they vary from shore-based algae harvesting by hand to large-vessel fisheries such as longlining and lobster fishing. There are several major fisheries: tuna fishing through various methods, lobster trapping, hook-and-line bottom fishing for the grouper-snapper-jack complex, net fishing for such species as the bigeye scad, and trolling for such pelagic species as marlin, wahoo, and mahimahi. In 2001, prohibitions were placed on landing shark fins without their associated carcasses and on making shallow-sets with longline gear to target swordfish. Since then, shark and swordfish catches have dropped dramatically.

Commercial fishing (i.e., selling catches or providing charter fishing services) in Hawaii requires purchasing a commercial marine fishing license. In 2001, there were about 3,600 licensed commercial fishermen; 2,700 were required to submit monthly reports to HDAR, and approximately 2,500 boats were used in their activities. The summary 2001 data provided in this document were created from licensed commercial fishermen reports processed by HDAR as of February 2003, and it is believed to represent about 99% of what may eventually be submitted and processed.

DATA COLLECTING SYSTEM

HDAR's primary data collecting system is based on a State law that requires commercial fishermen to report their catches on a monthly basis. Several different data collection forms are used because of the diversity of fishing methods and the need to obtain specific information on some of these methods. The vast majority of commercial fishermen use the standard C-3 Fish Catch Report, which is submitted each month and requires the following information for each trip taken:

- Fisherman's name and commercial license number
- Boat's name and its registration number
- Date
- Area or buoy fished
- Type of gear used
- Species caught
- Number caught
- Pounds caught
- Pounds sold
- Value of sales
- Port of landing

The other forms used to report commercial catches are for specific fisheries. These include the C-4 Aku Catch Report for the pole-and-line or bait-boat fishery for skipjack tuna, the C-5 Flagline Catch Report for the longline fishery for tunas and other pelagic species, the Albacore Trolling Trip Report, and the Pond Operator's Monthly Fish Report for operators of saltwater fish ponds. All of the forms request basic catch and revenue information by species, plus additional fishery-specific information such as effort and bait. Commercial collectors of tropical marine fish are required to have an aquarium permit in addition to their commercial marine license and are required to report monthly on the C-6 Aquarium Fish Catch Report. The aquarium fish catch, however, is not included in the statistics provided in this document.

Some of the advantages of a mandatory fisherman-reporting system are its relative efficiency, low cost, the potential for excellent percent coverage, and the amount of information that can be collected directly from the fishermen. The major disadvantage is that it places the responsibility for data recording and timely data submission on the fishermen.

The assumption is made, therefore, that the data submitted by the fishermen are complete and accurate. The HDAR continually attempts to improve the quality of data and decrease the time delays in receiving and processing the data. No real measurement is available for what percent of the total commercial catch is actually reported to HDAR, but estimates have ranged from about 10% to over 99%, depending on the species and fishery. The overall percent coverage was probably over 80% in 2001.

Special Note: This is the last year Fishery Statistics of the Western Pacific (FSWP) will use the methods previously described for summarizing Hawaii commercial fishery statistics. In 2002, HDAR implemented new fishery reporting forms that no longer required sales information reporting. This was done as a “tradeoff” for requiring improved catch, effort, and bycatch statistics. In the future, sales information will be obtained directly from the Dealer Reporting System (DRS) that HDAR implemented several years ago. Its coverage has grown and is now a better representation of total commercial landings than the Fisherman Reporting System (FRS). FRS reported only about 80% of the total value of sales recorded through the DRS.

Data on the WPacFIN website (<http://wpacfin.nmfs.hawaii.edu>) reflects summaries produced from the DRS and therefore do not match the summary data in this report.

DATA PROCESSING SYSTEM

When HDAR receives various data reporting forms, it codes and edits the data before sending it out for keypunching. Forms that fail the initial HDAR staff editing are returned to the fishermen for correction and resubmission, or minor problems may be cleared up with fishermen over the telephone. Notices are sent to fishermen who fall more than a few months behind in their reporting. Once the data are keypunched, HDAR staff use computer-generated reports to verify and correct errors in the database. When the database is considered to be reasonably complete and error free, it is ready for use in producing various summary catch reports.

DATA REPORTING SYSTEM

More than 150 marine species and species groups are recorded in HDAR's monthly landings reports, many of which are insignificant in the total catch. To help reduce this document's size and improve the usability of the tables, WPacFIN staff combined some of the less important species, reorganized the order of presentation, created a new species coding system, and translated all records in the database. The new coding system has 100 species and species groups based on flexible ecological and phylogenetic criteria. All of the commercially important pelagic and bottom fish species or unique species groups have individual codes and are reported separately. Marine pond catches are included in the species totals, but make up less than 0.4% of the total landings for each year.

The monthly and annual reports included in this document contain the common name, weight in pounds, value rounded to the nearest dollar, and the average price per pound for each species. The annual report also includes a column that shows weight sold. Each monthly report contains a subtotal for the sum of all species for that month. Annual reports contain the total landings for each species and the total recorded landings for all species combined for the calendar year. Several types of graphs are also included. Please note that some of the charts in this volume are new or modified from earlier volumes.

The following species, species groups, and abbreviations are used in the tables and graphs of Hawaii's fishery statistics:

I. Pelagic Management Unit Species (PMUS)

Although the Magnuson Fishery Conservation and Management Act of 1976 was amended in 1992 to include tunas in the Pacific PMUS (PPMUS), this report series will continue to specify tunas as a separate category from the PPMUS. The PMUS category in this report includes:

Mahimahi (dolphin)	Wahoo
Blue marlin	Black marlin
Striped marlin	Shortnose spearfish
Sailfish	Broadbill swordfish
Sharks	Billfish (misc.)

II. Bottomfish Management Unit Species (BMUS)

Deep water jacks (misc.)	Amberjack
Pig-lipped ulua (jack)	White Ulua
Giant sea bass	Blue lined snapper
Ehu (red snapper)	Gindai (flower snapper)
Kalekale (pink snapper)	Lehi (silverjaw snapper)
Onaga (long tailed snapper)	Opakapaka (pink snapper)
Uku (gray snapper)	Snappers

III. Billfish

Billfish	Blue Marlin
Black Marlin	Striped Marlin
Shortnose spearfish	Sailfish
Broadbill swordfish	

IV. Tunas

Tunas (misc.)	Skipjack tuna
Yellowfin tuna	Albacore
Bigeye tuna	Kawakawa
Dogtooth tuna	

V. Other Tunas

All of the previous tunas excluding skipjack and yellowfin tuna

VI. Fisheries Categories

A. Pelagic Species

All PMUS and tuna species including the following:

Rainbow runner	Barracuda
Japanese mackerel	Frigate tuna
Ocean sunfish	Ocean moonfish

B. Bottom Fish

All BMUS plus the following:

Blue crevally	Dobe ulua
Paapaa ulua	Blue spot grouper
Porgy	

C. Reef Fish

Reef jacks (misc.)	Squirrelfish
Trumpetfish	Scorpionfish
Mountain bass	Bigeyes
Cardinalfish	Goatfish
Rudderfish	Butterflyfish

C. Reef Fish (cont.)

Damselfish	Hawkfish
Tipapia	Wrasse
Parrotfish	Gobies
Surgeonfish-tangs	Flounders
Triggerfish	Filefish
Pufferfish	

D. Other

Miscellaneous	Rays
Eels	Bigeye scad (akule)
Mackerel scad (opelu)	Leatherback
Anchovy	Ten pounder
Bonfish	Herring-sardine
Milkfish	Flyingfish

D. Other (cont.)

Needlefish	Halfbeaks
Threadfin	Mullet
Pomfret	Snake mackerel
Freshwater fish	Spiny lobster
Slipper lobster	Crabs
Shrimp (freshwater)	Shrimp (saltwater)
Octopus	Squid
Limpets (saltwater)	Limpets (freshwater)
Clams	Stoney corals
Precious Corals	Sea urchins
Sea cucumbers	Sea turtles
Algae	

V.7

Table V.1.1

Hawaii 2001 Annual Reported Commercial Landings

Species	Caught	Sold	Value	Price/Lb.
Miscellaneous	5,753	4,543	\$4,727	\$1.04
Sharks	145,765	138,797	\$91,543	\$0.66
Shark fins	800	-	\$0	\$0.00
Rays	4	-	\$0	\$0.00
Eels	364	323	\$301	\$0.93
Alfonsin	7	7	\$25	\$3.50
Bigeye scad (akule)	729,669	652,141	\$1,021,625	\$1.57
Mackerel scad	213,542	205,267	\$376,385	\$1.83
Leatherback	538	470	\$781	\$1.66
Ten pounder	125	121	\$137	\$1.14
Bonfish	8,029	7,334	\$7,332	\$1.00
Herring/sardine	23	9	\$11	\$1.22
Milkfish	849	849	\$949	\$1.12
Needlefish	316	306	\$382	\$1.25
Threadfin	270	189	\$813	\$4.30
Mullet	6,894	6,500	\$22,911	\$3.52
Pomfret	217,982	217,727	\$315,633	\$1.45
Snake mackerel	112,645	112,503	\$170,550	\$1.52
Jacks (misc)	25,299	19,993	\$40,689	\$2.04
Amberjack	14,530	1,373	\$1,568	\$1.14
Blue crevally	3,073	2,232	\$4,362	\$1.95
Pig-lipped ulua	29,663	26,999	\$47,301	\$1.75
Dobe ulua	721	721	\$1,512	\$2.10
Paapaa ulua	1,623	1,414	\$2,743	\$1.94
White ulua	10,002	8,766	\$14,160	\$1.62
Black ulua	424	414	\$632	\$1.53
Hawaiian Grouper	36,478	34,389	\$129,717	\$3.77
Blue spot grouper	724	582	\$1,652	\$2.84
Snappers	2,350	2,288	\$7,965	\$3.48
Blue lined snapper	47,598	41,529	\$42,939	\$1.03
Ehu (red snapper)	35,394	32,090	\$120,752	\$3.76
Gindai (flower snapper)	5,174	4,307	\$12,319	\$2.86
Kalekale(pink snapper)	15,474	13,624	\$40,476	\$2.97
Lehi (silverjaw)	10,452	9,505	\$27,808	\$2.93
Onaga (red snapper)	129,447	121,919	\$580,201	\$4.76
Opakapaka (pink snapper)	157,086	148,442	\$647,531	\$4.36
Uku (gray snapper)	113,690	106,799	\$260,226	\$2.44
Porgy	2,020	1,960	\$5,400	\$2.76
Reef jacks	33	20	\$56	\$2.78
Squirrelfish	35,730	33,597	\$106,956	\$3.18
Trumpetfish	128	117	\$284	\$2.43

Table V.1.1 (Cont.)

Species	Caught	Sold	Value	Price/Lb.
Scorpionfish	2,516	2,212	\$8,946	\$4.04
Mountain bass	2,310	2,059	\$7,715	\$3.75
Bigeyes	3,410	3,232	\$9,347	\$2.89
Goatfish	43,080	39,872	\$117,324	\$2.94
Rudderfish	11,750	11,438	\$18,933	\$1.66
Damsel fish	1,897	1,873	\$3,645	\$1.95
Hawkfish	431	401	\$741	\$1.85
Tilapia	96	95	\$113	\$1.19
Wrasse	7,204	5,860	\$21,129	\$3.61
Parrotfish	21,838	20,656	\$51,942	\$2.51
Surgeon/tangs	106,897	105,082	\$140,429	\$1.34
Flounders	15	15	\$15	\$0.97
Triggerfish	98	82	\$122	\$1.48
Filefish	6,958	6,952	\$6,202	\$0.89
Pufferfish	7	-	\$0	\$0.00
Rainbow runner	3,010	2,493	\$3,710	\$1.49
Mahimahi (dolphin)	1,079,117	998,140	\$1,821,873	\$1.83
Barracudas	24,906	23,253	\$15,982	\$0.69
Wahoo	882,678	789,219	\$1,436,340	\$1.82
Tunas	6,450	6,275	\$8,165	\$1.30
Skipjack tuna	1,534,748	1,447,951	\$1,776,938	\$1.23
Yellowfin tuna	3,884,851	3,785,448	\$8,735,280	\$2.31
Albacore	2,850,567	2,834,273	\$3,122,760	\$1.10
Bigeye tuna	4,674,742	4,630,315	\$14,743,883	\$3.18
Kawakawa	10,106	7,035	\$8,251	\$1.17
Bluefin Tuna	840	840	\$4,717	\$5.62
Frigate tuna	282	104	\$142	\$1.36
Other Billfish	5,885	5,885	\$7,187	\$1.22
Broadbill swordfish	313,535	313,126	\$1,058,864	\$3.38
Blue marlin	1,144,933	966,006	\$820,327	\$0.85
Black marlin	17,504	16,974	\$15,239	\$0.90
Striped marlin	831,877	796,666	\$884,877	\$1.11
Shortnose spearfish	247,186	229,098	\$196,867	\$0.86
Sailfish	11,692	10,733	\$9,678	\$0.90
Ocean sunfish	346	346	\$72	\$0.21
Ocean moonfish	640,803	640,470	\$836,290	\$1.31
Spiny lobster	7,813	7,145	\$85,933	\$12.03
Slipper lobster	67	32	\$238	\$7.44
Crabs	16,164	12,263	\$51,881	\$4.23
Shrimp (saltwater)	9,313	9,298	\$76,071	\$8.18
Octopus	25,503	20,039	\$57,077	\$2.85
Squid	1,826	1,022	\$2,791	\$2.73

Table V.1.1 (Cont.)

Species	Caught	Sold	Value	Price/Lb.
Limpets (saltwater)	12,518	12,098	\$63,142	\$5.22
Precious corals	15,820	2,141	\$58,878	\$27.50
Sea urchins	16	13	\$102	\$7.85
Sea cucumbers	25	25	\$63	\$2.50
Algae	16,882	15,640	\$46,001	\$2.94
TOTAL	20,601,200	19,744,361	\$40,447,571	\$2.05

V.10

Table V.1.2

Hawaii January 2001 Reported Commercial Landings

Species	Caught	Sold	Value	Price/Lb.
Miscellaneous	142	109	\$88	\$0.81
Sharks	13,191	13,167	\$9,691	\$0.74
Eels	3	3	\$4	\$1.29
Bigeye scad (akule)	165,545	148,533	\$214,171	\$1.44
Mackerel scad	23,080	22,169	\$39,627	\$1.79
Leatherback	34	32	\$63	\$1.95
Ten pounder	12	12	\$10	\$0.80
Bonefish	80	53	\$60	\$1.13
Milkfish	107	107	\$110	\$1.03
Needlefish	150	150	\$150	\$1.00
Threadfin	42	42	\$188	\$4.47
Mullet	92	92	\$405	\$4.40
Pomfret	10,497	10,497	\$24,225	\$2.31
Snake mackerel	18,638	18,635	\$20,575	\$1.10
Jacks (misc)	2,198	1,975	\$3,648	\$1.85
Amberjack	2,702	341	\$372	\$1.09
Blue crevally	146	104	\$239	\$2.30
Pig-lipped ulua	4,082	3,538	\$5,916	\$1.67
Dobe ulua	10	10	\$26	\$2.62
Paapaa ulua	195	190	\$587	\$3.09
White ulua	285	223	\$408	\$1.83
Black ulua	72	72	\$60	\$0.83
Hawaiian Grouper	5,006	4,922	\$17,333	\$3.52
Blue spot grouper	33	26	\$73	\$2.82
Snappers	132	119	\$311	\$2.62
Blue lined snapper	5,735	4,893	\$4,675	\$0.96
Ehu (red snapper)	3,736	3,409	\$12,354	\$3.62
Gindai (flower snapper)	611	541	\$1,646	\$3.04
Kalekale(pink snapper)	2,880	2,517	\$6,840	\$2.72
Lehi (silverjaw)	2,465	2,268	\$6,615	\$2.92
Onaga (red snapper)	14,537	13,732	\$71,197	\$5.18
Opakapaka (pink snapper)	31,409	29,844	\$126,109	\$4.23
Uku (gray snapper)	9,982	9,017	\$26,679	\$2.96
Porgy	35	35	\$107	\$3.05
Reef jacks	1	1	\$1	\$1.00
Squirrelfish	2,362	2,282	\$7,054	\$3.09
Scorpionfish	295	248	\$984	\$3.97
Mountain bass	58	42	\$114	\$2.71
Bigeyes	624	602	\$1,608	\$2.67
Goatfish	4,652	4,242	\$11,736	\$2.77
Rudderfish	398	389	\$555	\$1.43

Table V.1.2 (Cont.)

Species	Caught	Sold	Value	Price/Lb.
Damselfish	11	11	\$19	\$1.70
Hawkfish	32	30	\$44	\$1.45
Tilapia	45	45	\$38	\$0.84
Wrasse	641	489	\$1,436	\$2.94
Parrotfish	1,199	1,161	\$2,896	\$2.49
Surgeon/tangs	3,934	3,847	\$5,038	\$1.31
Flounders	2	2	\$3	\$1.70
Filefish	1,396	1,396	\$1,304	\$0.93
Rainbow runner	168	130	\$168	\$1.29
Mahimahi (dolphin)	57,011	53,371	\$94,662	\$1.77
Barracudas	701	636	\$805	\$1.27
Wahoo	24,035	23,010	\$66,023	\$2.87
Tunas	214	214	\$685	\$3.20
Skipjack tuna	79,934	76,727	\$96,147	\$1.25
Yellowfin tuna	219,593	213,238	\$559,417	\$2.62
Albacore	116,399	116,243	\$216,659	\$1.86
Bigeye tuna	505,759	498,183	\$1,793,680	\$3.60
Kawakawa	1,375	1,009	\$1,056	\$1.05
Frigate tuna	23	-	\$0	\$0.00
Other Billfish	1,942	1,942	\$1,221	\$0.63
Broadbill swordfish	42,990	42,990	\$143,855	\$3.35
Blue marlin	21,285	18,283	\$24,967	\$1.37
Black marlin	240	240	\$358	\$1.49
Striped marlin	78,651	72,635	\$115,223	\$1.59
Shortnose spearfish	26,986	25,339	\$27,362	\$1.08
Sailfish	23	-	\$0	\$0.00
Ocean sunfish	74	74	\$14	\$0.19
Ocean moonfish	48,583	48,573	\$78,329	\$1.61
Spiny lobster	984	877	\$10,701	\$12.20
Crabs	1,505	1,372	\$4,464	\$3.25
Shrimp (saltwater)	630	630	\$5,366	\$8.52
Octopus	1,760	1,551	\$4,258	\$2.75
Limpets (saltwater)	1,604	1,599	\$8,446	\$5.28
Precious corals	2,550	2,141	\$58,878	\$27.50
Algae	864	691	\$3,041	\$4.40
TOTAL	1,569,397	1,507,862	\$3,943,174	\$2.62

V.12

Table V.1.3

Hawaii February 2001 Reported Commercial Landings

Species	Caught	Sold	Value	Price/Lb.
Miscellaneous	81	76	\$67	\$0.89
Sharks	11,832	11,724	\$11,730	\$1.00
Eels	11	11	\$14	\$1.24
Alfonsin	7	7	\$25	\$3.50
Bigeye scad (akule)	33,892	32,182	\$55,363	\$1.72
Mackerel scad	13,133	12,393	\$23,757	\$1.92
Leatherback	23	23	\$41	\$1.80
Bonefish	224	107	\$160	\$1.49
Milkfish	2	2	\$2	\$1.10
Threadfin	20	20	\$81	\$4.04
Mullet	107	107	\$461	\$4.31
Pomfret	14,971	14,971	\$29,175	\$1.95
Snake mackerel	13,690	13,690	\$29,447	\$2.15
Jacks (misc)	2,073	1,776	\$3,593	\$2.02
Amberjack	2,229	137	\$149	\$1.09
Blue crevally	86	86	\$246	\$2.86
Pig-lipped ulua	5,629	5,228	\$9,306	\$1.78
Dobe ulua	203	203	\$385	\$1.90
Paapaa ulua	154	131	\$255	\$1.94
White ulua	1,316	1,291	\$2,985	\$2.31
Black ulua	12	12	\$49	\$4.10
Hawaiian Grouper	3,132	2,783	\$11,232	\$4.04
Blue spot grouper	12	12	\$27	\$2.22
Snappers	647	647	\$2,539	\$3.92
Blue lined snapper	6,434	5,935	\$6,158	\$1.04
Ehu (red snapper)	2,993	2,789	\$11,921	\$4.27
Gindai (flower snapper)	409	329	\$1,138	\$3.46
Kalekale(pink snapper)	1,712	1,477	\$4,657	\$3.15
Lehi (silverjaw)	785	742	\$2,528	\$3.41
Onaga (red snapper)	8,049	7,524	\$41,370	\$5.50
Opakapaka (pink snapper)	22,390	20,951	\$84,988	\$4.06
Uku (gray snapper)	7,012	6,738	\$20,310	\$3.01
Porgy	8	8	\$18	\$2.23
Squirrelfish	2,022	1,976	\$6,368	\$3.22
Trumpetfish	43	43	\$59	\$1.38
Scorpionfish	312	300	\$1,347	\$4.49
Mountain bass	311	291	\$841	\$2.89
Bigeyes	164	161	\$443	\$2.75
Goatfish	5,307	5,085	\$13,903	\$2.73
Rudderfish	718	718	\$1,007	\$1.40
Damselfish	15	15	\$27	\$1.82

V.13

Table V.1.3 (Cont.)

Species	Caught	Sold	Value	Price/Lb.
Hawkfish	24	24	\$41	\$1.72
Tilapia	5	5	\$2	\$0.40
Wrasse	639	563	\$1,886	\$3.35
Parrotfish	2,030	1,960	\$5,281	\$2.69
Surgeon/tangs	7,783	7,623	\$9,799	\$1.29
Filefish	1,788	1,788	\$1,612	\$0.90
Rainbow runner	47	47	\$62	\$1.31
Mahimahi (dolphin)	92,018	86,173	\$125,316	\$1.45
Barracudas	1,475	1,400	\$1,587	\$1.13
Wahoo	31,518	30,155	\$85,754	\$2.84
Tunas	162	162	\$162	\$1.00
Skipjack tuna	96,592	89,717	\$121,774	\$1.36
Yellowfin tuna	280,674	274,697	\$662,019	\$2.41
Albacore	186,174	186,049	\$258,607	\$1.39
Bigeye tuna	451,046	440,988	\$1,365,636	\$3.10
Kawakawa	587	318	\$344	\$1.08
Frigate tuna	53	19	\$22	\$1.18
Other Billfish	1,808	1,808	\$2,198	\$1.22
Broadbill swordfish	46,485	46,485	\$202,396	\$4.35
Blue marlin	15,980	12,923	\$16,635	\$1.29
Black marlin	190	190	\$344	\$1.81
Striped marlin	59,334	54,073	\$93,941	\$1.74
Shortnose spearfish	53,199	49,029	\$38,686	\$0.79
Sailfish	130	92	\$96	\$1.04
Ocean sunfish	36	36	\$4	\$0.10
Ocean moonfish	35,459	35,459	\$76,104	\$2.15
Spiny lobster	885	862	\$10,317	\$11.97
Slipper lobster	7	-	\$0	\$0.00
Crabs	1,002	830	\$3,373	\$4.06
Shrimp (saltwater)	957	957	\$8,439	\$8.82
Octopus	1,213	1,097	\$3,289	\$3.00
Limpets (saltwater)	966	951	\$5,030	\$5.29
Precious corals	1,320	-	\$0	\$0.00
Algae	1,245	1,150	\$3,592	\$3.12
TOTAL	1,535,001	1,480,331	\$3,482,520	\$2.35

V.14

Table V.1.4

Hawaii March 2001 Reported Commercial Landings

Species	Caught	Sold	Value	Price/Lb.
Miscellaneous	158	157	\$139	\$0.88
Sharks	16,258	15,725	\$16,465	\$1.05
Eels	41	32	\$28	\$0.89
Bigeye scad (akule)	98,337	89,561	\$146,582	\$1.64
Mackerel scad	12,726	12,203	\$24,342	\$1.99
Leatherback	35	34	\$60	\$1.76
Ten pounder	16	16	\$16	\$0.98
Bonefish	111	57	\$51	\$0.90
Milkfish	119	119	\$160	\$1.34
Needlefish	13	13	\$19	\$1.42
Threadfin	19	14	\$64	\$4.57
Mullet	1,531	1,415	\$4,653	\$3.29
Pomfret	15,602	15,567	\$29,747	\$1.91
Snake mackerel	11,859	11,859	\$31,739	\$2.68
Jacks (misc)	3,180	2,244	\$4,792	\$2.14
Amberjack	2,223	404	\$385	\$0.95
Blue crevally	154	113	\$263	\$2.33
Pig-lipped ulua	980	918	\$1,820	\$1.98
Paapaa ulua	311	306	\$615	\$2.01
White ulua	341	273	\$457	\$1.67
Black ulua	18	18	\$44	\$2.47
Hawaiian Grouper	3,325	3,198	\$11,260	\$3.52
Blue spot grouper	66	63	\$154	\$2.45
Snappers	71	59	\$173	\$2.93
Blue lined snapper	5,013	4,552	\$4,570	\$1.00
Ehu (red snapper)	5,018	4,838	\$18,117	\$3.74
Gindai (flower snapper)	529	506	\$1,602	\$3.17
Kalekale(pink snapper)	1,601	1,516	\$4,693	\$3.10
Lehi (silverjaw)	498	483	\$1,271	\$2.63
Onaga (red snapper)	13,096	12,722	\$60,885	\$4.79
Opakapaka (pink snapper)	14,207	13,818	\$58,746	\$4.25
Uku (gray snapper)	7,764	7,516	\$19,881	\$2.65
Porgy	48	48	\$133	\$2.76
Reef jacks	5	5	\$13	\$2.65
Squirrelfish	2,493	2,418	\$7,396	\$3.06
Trumpetfish	13	13	\$20	\$1.53
Scorpionfish	338	312	\$1,333	\$4.27
Mountain bass	134	119	\$444	\$3.73
Bigeyes	329	320	\$809	\$2.53
Goatfish	4,733	4,339	\$12,239	\$2.82
Rudderfish	309	297	\$432	\$1.46

Table V.1.4 (Cont.)

Species	Caught	Sold	Value	Price/Lb.
Damselfish	163	163	\$285	\$1.75
Hawkfish	8	8	\$21	\$2.60
Tilapia	11	11	\$11	\$1.00
Wrasse	654	515	\$2,078	\$4.04
Parrotfish	1,745	1,673	\$3,896	\$2.33
Surgeon/tangs	5,604	5,446	\$7,765	\$1.43
Triggerfish	5	5	\$5	\$0.90
Filefish	793	793	\$648	\$0.82
Pufferfish	3	-	\$0	\$0.00
Rainbow runner	207	164	\$186	\$1.13
Mahimahi (dolphin)	117,528	108,856	\$173,336	\$1.59
Barracudas	2,515	2,452	\$2,695	\$1.10
Wahoo	52,299	49,771	\$116,336	\$2.34
Tunas	32	32	\$43	\$1.35
Skipjack tuna	44,827	39,699	\$41,017	\$1.03
Yellowfin tuna	236,918	230,967	\$616,940	\$2.67
Albacore	250,334	250,334	\$337,632	\$1.35
Bigeye tuna	420,825	417,526	\$1,395,904	\$3.34
Kawakawa	1,585	1,290	\$1,552	\$1.20
Bluefin Tuna	302	302	\$2,746	\$9.09
Frigate tuna	78	59	\$73	\$1.23
Broadbill swordfish	65,910	65,910	\$197,170	\$2.99
Blue marlin	24,715	19,700	\$24,406	\$1.24
Black marlin	242	192	\$192	\$1.00
Striped marlin	64,085	58,027	\$91,391	\$1.58
Shortnose spearfish	53,375	49,034	\$45,540	\$0.93
Sailfish	297	297	\$688	\$2.32
Ocean sunfish	66	66	\$10	\$0.15
Ocean moonfish	47,249	47,249	\$98,724	\$2.09
Spiny lobster	518	508	\$6,198	\$12.20
Slipper lobster	20	20	\$135	\$6.75
Crabs	2,178	1,574	\$6,910	\$4.39
Shrimp (saltwater)	1,278	1,278	\$11,345	\$8.88
Octopus	1,486	1,288	\$3,952	\$3.07
Squid	21	21	\$82	\$3.90
Limpets (saltwater)	1,355	1,355	\$7,225	\$5.33
Precious corals	2,550	-	\$0	\$0.00
Sea cucumbers	6	6	\$16	\$2.60
Algae	1,700	1,569	\$2,434	\$1.55
TOTAL	1,627,109	1,566,350	\$3,666,196	\$2.34

Table V.1.5

Hawaii April 2001 Reported Commercial Landings

Species	Caught	Sold	Value	Price/Lb.
Miscellaneous	169	169	\$169	\$1.00
Sharks	7,479	7,299	\$9,798	\$1.34
Eels	17	10	\$10	\$1.01
Bigeye scad (akule)	93,712	74,894	\$116,875	\$1.56
Mackerel scad	15,007	14,494	\$28,043	\$1.93
Leatherback	26	21	\$41	\$1.93
Ten pounder	6	6	\$4	\$0.73
Bonefish	100	47	\$87	\$1.85
Threadfin	54	15	\$64	\$4.23
Mullet	369	286	\$796	\$2.78
Pomfret	4,931	4,925	\$14,368	\$2.92
Snake mackerel	4,324	4,324	\$10,061	\$2.33
Jacks (misc)	2,249	2,033	\$4,110	\$2.02
Amberjack	133	11	\$17	\$1.50
Blue crevally	63	59	\$150	\$2.55
Pig-lipped ulua	2,979	2,921	\$5,290	\$1.81
Dobe ulua	61	61	\$214	\$3.50
Paapaa ulua	65	65	\$145	\$2.24
White ulua	202	187	\$236	\$1.26
Black ulua	41	31	\$54	\$1.75
Hawaiian Grouper	3,653	3,437	\$12,363	\$3.60
Blue spot grouper	26	8	\$29	\$3.68
Snappers	68	58	\$198	\$3.41
Blue lined snapper	4,539	4,076	\$4,458	\$1.09
Ehu (red snapper)	2,008	1,731	\$6,481	\$3.74
Gindai (flower snapper)	288	224	\$753	\$3.36
Kalekale (pink snapper)	632	522	\$1,548	\$2.97
Lehi (silverjaw)	171	171	\$448	\$2.62
Onaga (red snapper)	4,372	3,919	\$22,134	\$5.65
Opakapaka (pink snapper)	12,247	11,747	\$47,640	\$4.06
Uku (gray snapper)	2,777	2,535	\$7,425	\$2.93
Porgy	150	144	\$395	\$2.74
Reef jacks	11	11	\$33	\$3.00
Squirrelfish	2,069	1,976	\$5,675	\$2.87
Scorpionfish	85	67	\$276	\$4.12
Mountain bass	105	80	\$360	\$4.50
Bigeyes	119	97	\$242	\$2.50
Goatfish	2,947	2,650	\$7,378	\$2.78
Rudderfish	774	751	\$864	\$1.15
Damselfish	138	138	\$281	\$2.04
Hawkfish	53	53	\$84	\$1.58

Table V.1.5 (Cont.)

Species	Caught	Sold	Value	Price/Lb.
Tilapia	5	5	\$4	\$0.80
Wrasse	387	347	\$1,707	\$4.92
Parrotfish	1,854	1,736	\$3,887	\$2.24
Surgeon/tangs	7,433	7,314	\$9,863	\$1.35
Triggerfish	10	-	\$0	\$0.00
Filefish	756	750	\$727	\$0.97
Pufferfish	3	-	\$0	\$0.00
Rainbow runner	100	81	\$113	\$1.40
Mahimahi (dolphin)	125,944	117,119	\$224,246	\$1.91
Barracudas	1,863	1,588	\$1,235	\$0.78
Wahoo	85,297	77,099	\$146,209	\$1.90
Tunas	6	6	\$6	\$0.92
Skipjack tuna	94,855	88,237	\$90,870	\$1.03
Yellowfin tuna	194,143	188,982	\$447,388	\$2.37
Albacore	218,042	218,037	\$256,617	\$1.18
Bigeye tuna	235,409	232,237	\$688,720	\$2.97
Kawakawa	1,700	1,372	\$2,156	\$1.57
Frigate tuna	18	6	\$12	\$1.94
Other Billfish	1,647	1,647	\$3,410	\$2.07
Broadbill swordfish	6,535	6,535	\$21,108	\$3.23
Blue marlin	32,131	26,414	\$33,963	\$1.29
Black marlin	1,756	1,756	\$2,167	\$1.23
Striped marlin	41,619	40,214	\$66,709	\$1.66
Shortnose spearfish	8,622	7,405	\$9,654	\$1.30
Sailfish	388	388	\$659	\$1.70
Ocean moonfish	27,232	27,232	\$58,232	\$2.14
Spiny lobster	477	380	\$4,394	\$11.56
Crabs	2,140	883	\$3,459	\$3.92
Shrimp (saltwater)	650	635	\$5,254	\$8.27
Octopus	1,041	726	\$2,170	\$2.99
Squid	3	-	\$0	\$0.00
Limpets (saltwater)	1,198	1,072	\$5,602	\$5.23
Precious corals	1,600	-	\$0	\$0.00
Sea urchins	2	-	\$0	\$0.00
Sea cucumbers	4	4	\$9	\$2.31
Algae	1,722	1,642	\$4,374	\$2.66
TOTAL	1,265,811	1,198,102	\$2,404,520	\$2.01

Table V.1.6

Hawaii May 2001 Reported Commercial Landings

Species	Caught	Sold	Value	Price/Lb.
Miscellaneous	77	72	\$57	\$0.79
Sharks	14,861	14,436	\$7,126	\$0.49
Shark fins	800	-	\$0	\$0.00
Eels	40	40	\$30	\$0.74
Bigeye scad (akule)	110,508	101,619	\$155,381	\$1.53
Mackerel scad	23,273	22,574	\$41,868	\$1.85
Leatherback	37	27	\$61	\$2.25
Ten pounder	32	32	\$32	\$1.00
Bonefish	1,788	1,606	\$1,428	\$0.89
Herring/sardine	1	-	\$0	\$0.00
Milkfish	30	30	\$35	\$1.18
Needlefish	3	-	\$0	\$0.00
Threadfin	35	32	\$126	\$3.94
Mullet	140	135	\$495	\$3.66
Pomfret	12,929	12,912	\$22,166	\$1.72
Snake mackerel	8,571	8,571	\$11,480	\$1.34
Jacks (misc)	3,526	3,104	\$6,008	\$1.94
Amberjack	1,223	127	\$127	\$1.00
Blue crevally	351	259	\$555	\$2.14
Pig-lipped ulua	3,583	2,370	\$4,781	\$2.02
Dobe ulua	12	12	\$21	\$1.75
Paapaa ulua	168	116	\$210	\$1.81
White ulua	627	518	\$775	\$1.50
Black ulua	41	41	\$62	\$1.50
Hawaiian Grouper	2,719	2,600	\$9,017	\$3.47
Blue spot grouper	66	27	\$58	\$2.14
Snappers	261	244	\$828	\$3.39
Blue lined snapper	4,996	4,552	\$4,806	\$1.06
Ehu (red snapper)	3,336	3,141	\$11,153	\$3.55
Gindai (flower snapper)	719	564	\$1,406	\$2.49
Kalekale(pink snapper)	1,160	948	\$2,715	\$2.86
Lehi (silverjaw)	1,036	994	\$2,410	\$2.42
Onaga (red snapper)	9,677	9,328	\$41,779	\$4.48
Opakapaka (pink snapper)	12,578	12,169	\$49,042	\$4.03
Uku (gray snapper)	12,569	12,219	\$28,819	\$2.36
Porgy	410	374	\$1,026	\$2.74
Reef jacks	9	-	\$0	\$0.00
Squirrelfish	3,932	3,555	\$11,212	\$3.15
Trumpetfish	1	1	\$1	\$1.13
Scorpionfish	323	301	\$1,154	\$3.83
Mountain bass	189	186	\$540	\$2.90

Table V.1.6 (Cont.)

Species	Caught	Sold	Value	Price/Lb.
Bigeyes	260	228	\$596	\$2.61
Goatfish	4,373	4,181	\$12,652	\$3.03
Rudderfish	1,869	1,840	\$3,244	\$1.76
Damselfish	124	123	\$199	\$1.62
Hawkfish	47	46	\$51	\$1.11
Tilapia	1	-	\$0	\$0.00
Wrasse	658	605	\$1,239	\$2.05
Parrotfish	2,254	2,124	\$4,951	\$2.33
Surgeon/tangs	9,003	8,820	\$11,710	\$1.33
Flounders	2	2	\$2	\$1.00
Triggerfish	75	75	\$111	\$1.47
Filefish	791	791	\$482	\$0.61
Rainbow runner	195	182	\$227	\$1.25
Mahimahi (dolphin)	115,289	104,823	\$185,791	\$1.77
Barracudas	5,673	5,550	\$1,758	\$0.32
Wahoo	228,304	196,136	\$197,291	\$1.01
Tunas	46	24	\$16	\$0.65
Skipjack tuna	115,596	103,419	\$135,687	\$1.31
Yellowfin tuna	284,203	268,273	\$700,404	\$2.61
Albacore	619,285	619,118	\$428,736	\$0.69
Bigeye tuna	295,089	294,893	\$930,145	\$3.15
Kawakawa	770	415	\$555	\$1.34
Other Billfish	488	488	\$357	\$0.73
Broadbill swordfish	34,051	33,967	\$114,749	\$3.38
Blue marlin	68,091	59,906	\$50,204	\$0.84
Black marlin	398	398	\$533	\$1.34
Striped marlin	84,174	81,921	\$67,572	\$0.82
Shortnose spearfish	26,859	24,853	\$11,542	\$0.46
Sailfish	589	557	\$166	\$0.30
Ocean moonfish	41,554	41,554	\$56,876	\$1.37
Spiny lobster	12	12	\$93	\$7.78
Crabs	161	158	\$575	\$3.64
Shrimp (saltwater)	2,062	2,062	\$16,178	\$7.85
Octopus	1,740	1,392	\$4,129	\$2.97
Limpets (saltwater)	1,082	1,082	\$5,553	\$5.13
Precious corals	3,000	-	\$0	\$0.00
Sea cucumbers	13	13	\$34	\$2.58
Algae	2,451	2,373	\$4,866	\$2.05
TOTAL	2,187,269	2,082,240	\$3,368,060	\$1.62

Table V.1.7

Hawaii June 2001 Reported Commercial Landings

Species	Caught	Sold	Value	Price/Lb.
Miscellaneous	3,226	3,226	\$3,662	\$1.14
Sharks	11,991	11,741	\$5,747	\$0.49
Rays	4	-	\$0	\$0.00
Eels	29	29	\$30	\$1.03
Bigeye scad (akule)	49,087	44,189	\$69,773	\$1.58
Mackerel scad	17,586	16,933	\$31,176	\$1.84
Leatherback	43	42	\$69	\$1.63
Bonfish	1,846	1,836	\$1,847	\$1.01
Herring/sardine	1	-	\$0	\$0.00
Milkfish	92	92	\$88	\$0.95
Needlefish	11	4	\$5	\$1.31
Threadfin	10	10	\$40	\$3.96
Mullet	368	364	\$1,485	\$4.08
Pomfret	23,244	23,244	\$23,133	\$1.00
Snake mackerel	8,573	8,573	\$13,577	\$1.58
Jacks (misc)	2,174	1,791	\$3,861	\$2.16
Amberjack	510	-	\$0	\$0.00
Blue crevally	76	67	\$100	\$1.49
Pig-lipped ulua	1,590	1,463	\$2,053	\$1.40
Paapaa ulua	104	104	\$146	\$1.40
White ulua	245	245	\$296	\$1.21
Hawaiian Grouper	2,116	2,023	\$7,897	\$3.90
Blue spot grouper	205	160	\$533	\$3.33
Snappers	142	142	\$534	\$3.76
Blue lined snapper	2,634	2,189	\$2,270	\$1.04
Ehu (red snapper)	2,509	2,350	\$8,360	\$3.56
Gindai (flower snapper)	281	259	\$569	\$2.20
Kalekale(pink snapper)	703	647	\$1,829	\$2.83
Lehi (silverjaw)	568	536	\$1,421	\$2.65
Onaga (red snapper)	10,284	9,875	\$38,737	\$3.92
Opakapaka (pink snapper)	7,676	7,507	\$34,508	\$4.60
Uku (gray snapper)	10,957	10,503	\$23,398	\$2.23
Porgy	115	105	\$301	\$2.87
Squirrelfish	2,278	2,130	\$6,327	\$2.97
Trumpetfish	7	1	\$0	\$0.25
Scorpionfish	78	75	\$268	\$3.57
Mountain bass	3	-	\$0	\$0.00
Bigeyes	213	208	\$613	\$2.95
Goatfish	3,037	2,838	\$8,626	\$3.04
Rudderfish	1,735	1,636	\$2,959	\$1.81
Damselfish	66	50	\$95	\$1.90

Table V.1.7 (Cont.)

Species	Caught	Sold	Value	Price/Lb.
Hawkfish	68	63	\$166	\$2.64
Wrasse	370	331	\$799	\$2.42
Parrotfish	1,773	1,573	\$3,885	\$2.47
Surgeon/tangs	8,346	8,195	\$10,711	\$1.31
Filefish	501	501	\$452	\$0.90
Rainbow runner	169	131	\$189	\$1.44
Mahimahi (dolphin)	71,056	64,289	\$137,581	\$2.14
Barracudas	2,366	2,173	\$1,294	\$0.60
Wahoo	141,484	121,558	\$177,281	\$1.46
Tunas	11	-	\$0	\$0.00
Skipjack tuna	262,011	246,772	\$246,597	\$1.00
Yellowfin tuna	439,547	419,510	\$836,517	\$1.99
Albacore	348,066	339,503	\$342,571	\$1.01
Bigeye tuna	286,540	286,220	\$840,619	\$2.94
Kawakawa	664	512	\$474	\$0.93
Frigate tuna	24	-	\$0	\$0.00
Broadbill swordfish	58,431	58,431	\$190,797	\$3.27
Blue marlin	160,948	130,049	\$98,982	\$0.76
Black marlin	4,602	4,602	\$3,444	\$0.75
Striped marlin	64,164	61,905	\$54,869	\$0.89
Shortnose spearfish	16,821	15,443	\$9,798	\$0.63
Sailfish	1,450	1,450	\$584	\$0.40
Ocean moonfish	40,180	40,180	\$54,238	\$1.35
Crabs	233	231	\$809	\$3.50
Shrimp (saltwater)	797	797	\$6,398	\$8.03
Octopus	1,433	1,153	\$3,360	\$2.91
Squid	34	16	\$50	\$3.15
Limpets (saltwater)	822	782	\$4,427	\$5.66
Precious corals	200	-	\$0	\$0.00
Algae	2,545	2,462	\$5,416	\$2.20
TOTAL	2,082,073	1,966,019	\$3,328,640	\$1.69

Table V.1.8

Hawaii July 2001 Reported Commercial Landings

Species	Caught	Sold	Value	Price/Lb.
Miscellaneous	103	17	\$43	\$2.52
Sharks	11,237	7,734	\$4,648	\$0.60
Eels	72	70	\$55	\$0.79
Bigeye scad (akule)	62,633	58,335	\$85,790	\$1.47
Mackerel scad	15,247	14,931	\$27,461	\$1.84
Leatherback	57	55	\$96	\$1.75
Bonefish	3,335	3,314	\$3,334	\$1.01
Herring/sardine	2	-	\$0	\$0.00
Milkfish	142	142	\$152	\$1.07
Needlefish	16	16	\$25	\$1.53
Mullet	945	829	\$3,127	\$3.77
Pomfret	26,554	26,554	\$29,147	\$1.10
Snake mackerel	4,213	4,154	\$6,517	\$1.57
Jacks (misc)	1,906	1,365	\$2,847	\$2.09
Amberjack	442	47	\$82	\$1.75
Blue crevally	670	542	\$984	\$1.82
Pig-lipped ulua	3,189	3,189	\$3,674	\$1.15
Dobe ulua	18	18	\$32	\$1.75
Paapaa ulua	53	53	\$61	\$1.15
White ulua	665	665	\$730	\$1.10
Black ulua	84	84	\$105	\$1.25
Hawaiian Grouper	3,629	3,377	\$11,707	\$3.47
Blue spot grouper	58	57	\$182	\$3.20
Snappers	155	155	\$594	\$3.83
Blue lined snapper	3,077	2,456	\$2,551	\$1.04
Ehu (red snapper)	1,951	1,743	\$6,227	\$3.57
Gindai (flower snapper)	384	319	\$724	\$2.27
Kalekale (pink snapper)	1,156	1,034	\$2,497	\$2.41
Lehi (silverjaw)	642	636	\$2,201	\$3.46
Onaga (red snapper)	4,411	4,240	\$23,148	\$5.46
Opakapaka (pink snapper)	7,789	7,745	\$35,332	\$4.56
Uku (gray snapper)	19,631	16,959	\$32,498	\$1.92
Porgy	475	475	\$1,344	\$2.83
Squirrelfish	3,502	3,439	\$11,898	\$3.46
Trumpetfish	21	21	\$82	\$3.90
Scorpionfish	118	116	\$428	\$3.69
Mountain bass	206	138	\$427	\$3.10
Bigeyes	143	134	\$410	\$3.06
Goatfish	2,160	1,926	\$5,862	\$3.04
Rudderfish	3,054	3,021	\$5,218	\$1.73
Damselfish	133	133	\$279	\$2.10

Table V.1.8 (Cont.)

Species	Caught	Sold	Value	Price/Lb.
Hawkfish	27	25	\$48	\$1.92
Wrasse	451	324	\$1,149	\$3.55
Parrotfish	2,235	2,194	\$6,041	\$2.75
Surgeon/tangs	13,607	13,488	\$16,754	\$1.24
Flounders	3	3	\$2	\$0.80
Filefish	251	251	\$227	\$0.90
Rainbow runner	325	275	\$437	\$1.59
Mahimahi (dolphin)	55,837	48,785	\$127,977	\$2.62
Barracudas	2,517	2,317	\$1,457	\$0.63
Wahoo	109,913	95,222	\$177,453	\$1.86
Tunas	2,466	2,445	\$4,414	\$1.81
Skipjack tuna	227,697	215,246	\$202,833	\$0.94
Yellowfin tuna	651,628	632,633	\$1,321,746	\$2.09
Albacore	382,467	378,994	\$307,262	\$0.81
Bigeye tuna	249,868	249,361	\$665,687	\$2.67
Kawakawa	690	255	\$207	\$0.81
Frigate tuna	10	-	\$0	\$0.00
Broadbill swordfish	22,815	22,609	\$72,085	\$3.19
Blue marlin	246,923	202,606	\$140,626	\$0.69
Black marlin	4,585	4,285	\$2,351	\$0.55
Striped marlin	23,740	20,332	\$22,349	\$1.10
Shortnose spearfish	13,791	12,394	\$12,957	\$1.05
Sailfish	3,221	2,845	\$2,148	\$0.76
Ocean moonfish	33,774	33,774	\$45,537	\$1.35
Crabs	598	586	\$2,241	\$3.82
Shrimp (saltwater)	563	563	\$4,193	\$7.45
Octopus	2,093	1,912	\$5,584	\$2.92
Squid	35	18	\$36	\$2.00
Limpets (saltwater)	879	859	\$4,703	\$5.48
Precious corals	2,400	-	\$0	\$0.00
Sea urchins	1	-	\$0	\$0.00
Algae	1,948	1,881	\$6,023	\$3.20
TOTAL	2,241,636	2,116,720	\$3,467,042	\$1.64

V.24

Table V.1.9

Hawaii August 2001 Reported Commercial Landings

Species	Caught	Sold	Value	Price/Lb.
Miscellaneous	366	145	\$179	\$1.23
Sharks	7,508	7,013	\$1,979	\$0.28
Eels	14	14	\$13	\$0.89
Bigeye scad (akule)	18,342	16,817	\$32,361	\$1.92
Mackerel scad	12,773	12,569	\$23,826	\$1.90
Leatherback	48	48	\$79	\$1.65
Ten pounder	4	-	\$0	\$0.00
Bonefish	102	102	\$110	\$1.08
Herring/sardine	5	-	\$0	\$0.00
Milkfish	21	21	\$21	\$1.02
Mullet	750	732	\$2,780	\$3.80
Pomfret	15,853	15,853	\$31,990	\$2.02
Snake mackerel	4,743	4,743	\$9,913	\$2.09
Jacks (misc)	1,358	826	\$2,123	\$2.57
Amberjack	231	56	\$94	\$1.68
Blue crevally	240	151	\$360	\$2.39
Pig-lipped ulua	1,690	1,657	\$3,803	\$2.30
Paapaa ulua	40	20	\$53	\$2.67
White ulua	445	412	\$798	\$1.94
Hawaiian Grouper	1,822	1,595	\$6,849	\$4.29
Blue spot grouper	62	62	\$171	\$2.75
Snappers	277	277	\$1,054	\$3.80
Blue lined snapper	4,329	3,784	\$3,952	\$1.04
Ehu (red snapper)	1,920	1,784	\$6,153	\$3.45
Gindai (flower snapper)	274	178	\$471	\$2.65
Kalekale(pink snapper)	516	367	\$1,171	\$3.19
Lehi (silverjaw)	394	311	\$1,180	\$3.80
Onaga (red snapper)	10,028	9,811	\$44,298	\$4.52
Opakapaka (pink snapper)	5,587	5,319	\$26,073	\$4.90
Uku (gray snapper)	9,783	9,522	\$24,698	\$2.59
Porgy	101	101	\$242	\$2.39
Squirrelfish	3,575	3,384	\$10,865	\$3.21
Trumpetfish	20	20	\$68	\$3.41
Scorpionfish	85	79	\$313	\$3.96
Mountain bass	161	159	\$624	\$3.93
Bigeyes	178	172	\$484	\$2.81
Goatfish	2,951	2,801	\$9,124	\$3.26
Rudderfish	632	623	\$867	\$1.39
Damselfish	150	145	\$340	\$2.34
Hawkfish	40	40	\$76	\$1.90
Wrasse	491	343	\$1,253	\$3.65

Table V.1.9 (Cont.)

Species	Caught	Sold	Value	Price/Lb.
Parrotfish	1,813	1,768	\$4,587	\$2.59
Surgeon/tangs	12,606	12,461	\$16,795	\$1.35
Flounders	5	5	\$4	\$0.84
Filefish	161	161	\$176	\$1.09
Rainbow runner	292	245	\$436	\$1.78
Mahimahi (dolphin)	72,166	64,719	\$163,778	\$2.53
Barracudas	4,253	4,147	\$2,057	\$0.50
Wahoo	71,378	65,119	\$161,688	\$2.48
Tunas	74	-	\$0	\$0.00
Skipjack tuna	228,855	219,803	\$268,250	\$1.22
Yellowfin tuna	739,127	732,653	\$1,728,450	\$2.36
Albacore	259,850	258,284	\$270,867	\$1.05
Bigeye tuna	222,411	222,391	\$847,379	\$3.81
Kawakawa	258	92	\$130	\$1.41
Bluefin Tuna	298	298	\$1,371	\$4.60
Frigate tuna	20	20	\$35	\$1.75
Broadbill swordfish	12,347	12,307	\$36,904	\$3.00
Blue marlin	217,359	174,161	\$157,120	\$0.90
Black marlin	2,226	2,046	\$2,005	\$0.98
Striped marlin	16,881	16,047	\$25,843	\$1.61
Shortnose spearfish	9,932	8,686	\$9,935	\$1.14
Sailfish	1,936	1,749	\$2,508	\$1.43
Ocean moonfish	26,134	26,134	\$33,608	\$1.29
Crabs	368	368	\$1,216	\$3.30
Shrimp (saltwater)	967	967	\$7,602	\$7.86
Octopus	3,995	3,092	\$8,817	\$2.85
Squid	550	257	\$656	\$2.55
Limpets (saltwater)	1,194	1,179	\$6,210	\$5.27
Precious corals	2,200	-	\$0	\$0.00
Sea urchins	1	1	\$35	\$35.00
Sea cucumbers	2	2	\$4	\$2.04
Algae	1,448	1,389	\$3,995	\$2.88
TOTAL	2,019,016	1,932,607	\$4,013,268	\$2.08

Table V.1.10

Hawaii September 2001 Reported Commercial Landings

Species	Caught	Sold	Value	Price/Lb.
Miscellaneous	27	25	\$33	\$1.30
Sharks	6,191	6,066	\$4,041	\$0.67
Eels	23	20	\$26	\$1.29
Bigeye scad (akule)	11,634	9,847	\$21,362	\$2.17
Mackerel scad	21,283	20,421	\$37,951	\$1.86
Leatherback	97	83	\$100	\$1.21
Ten pounder	51	51	\$70	\$1.37
Bonefish	182	120	\$145	\$1.21
Herring/sardine	4	-	\$0	\$0.00
Milkfish	328	328	\$371	\$1.13
Needlefish	48	48	\$85	\$1.77
Threadfin	40	38	\$178	\$4.70
Mullet	764	721	\$2,476	\$3.43
Pomfret	15,301	15,283	\$19,712	\$1.29
Snake mackerel	2,559	2,529	\$4,651	\$1.84
Jacks (misc)	1,988	1,676	\$3,170	\$1.89
Amberjack	501	54	\$67	\$1.23
Blue crevally	453	367	\$718	\$1.96
Pig-lipped ulua	2,148	2,052	\$2,672	\$1.30
Paapaa ulua	273	196	\$223	\$1.14
White ulua	813	746	\$1,240	\$1.66
Black ulua	62	62	\$86	\$1.39
Hawaiian Grouper	1,583	1,471	\$5,624	\$3.82
Blue spot grouper	75	52	\$113	\$2.18
Snappers	131	125	\$401	\$3.21
Blue lined snapper	2,761	2,266	\$2,410	\$1.06
Ehu (red snapper)	2,847	2,201	\$7,980	\$3.63
Gindai (flower snapper)	240	176	\$545	\$3.10
Kalekale(pink snapper)	945	837	\$2,723	\$3.25
Lehi (silverjaw)	642	549	\$1,589	\$2.89
Onaga (red snapper)	10,946	9,958	\$39,182	\$3.93
Opakapaka (pink snapper)	5,933	5,213	\$22,694	\$4.35
Uku (gray snapper)	12,252	11,807	\$24,270	\$2.06
Porgy	153	153	\$430	\$2.81
Reef jacks	3	3	\$8	\$2.75
Squirrelfish	3,967	3,562	\$11,400	\$3.20
Trumpetfish	5	5	\$3	\$0.67
Scorpionfish	129	82	\$309	\$3.77
Mountain bass	190	159	\$595	\$3.74
Bigeyes	336	323	\$914	\$2.83
Goatfish	3,486	3,224	\$9,618	\$2.98

Table V.1.10 (Cont.)

Species	Caught	Sold	Value	Price/Lb.
Rudderfish	1,032	1,013	\$1,881	\$1.86
Damselfish	363	361	\$821	\$2.27
Hawkfish	27	27	\$41	\$1.52
Tilapia	20	20	\$40	\$2.00
Wrasse	774	590	\$1,991	\$3.38
Parrotfish	2,505	2,413	\$6,260	\$2.59
Surgeon/tangs	11,759	11,542	\$16,030	\$1.39
Flounders	3	3	\$3	\$0.83
Triggerfish	2	2	\$7	\$3.30
Filefish	261	261	\$261	\$1.00
Pufferfish	1	-	\$0	\$0.00
Rainbow runner	661	593	\$973	\$1.64
Mahimahi (dolphin)	83,142	77,354	\$146,635	\$1.90
Barracudas	1,307	1,123	\$993	\$0.88
Wahoo	40,516	37,922	\$87,336	\$2.30
Tunas	184	184	\$321	\$1.74
Skipjack tuna	129,075	123,950	\$186,850	\$1.51
Yellowfin tuna	339,604	335,229	\$794,926	\$2.37
Albacore	218,335	216,363	\$262,448	\$1.21
Bigeye tuna	243,442	230,113	\$817,815	\$3.55
Kawakawa	779	547	\$463	\$0.85
Frigate tuna	3	-	\$0	\$0.00
Broadbill swordfish	5,284	5,284	\$17,592	\$3.33
Blue marlin	139,342	122,540	\$101,750	\$0.83
Black marlin	433	433	\$582	\$1.34
Striped marlin	20,774	20,373	\$23,832	\$1.17
Shortnose spearfish	6,310	6,143	\$6,360	\$1.04
Sailfish	1,380	1,175	\$1,374	\$1.17
Ocean moonfish	50,952	50,952	\$48,024	\$0.94
Spiny lobster	1,858	1,684	\$22,192	\$13.18
Slipper lobster	19	-	\$0	\$0.00
Crabs	2,833	1,789	\$8,073	\$4.51
Shrimp (saltwater)	205	205	\$1,725	\$8.41
Octopus	4,165	3,254	\$8,791	\$2.70
Squid	586	324	\$952	\$2.94
Limpets (saltwater)	843	736	\$3,024	\$4.11
Sea urchins	12	12	\$67	\$5.58
Algae	898	793	\$3,702	\$4.67
TOTAL	1,421,083	1,358,206	\$2,804,318	\$2.06

Table V.1.11

Hawaii October 2001 Reported Commercial Landings

Species	Caught	Sold	Value	Price/Lb.
Miscellaneous	156	149	\$120	\$0.80
Sharks	9,815	9,415	\$7,934	\$0.84
Eels	30	30	\$36	\$1.20
Bigeye scad (akule)	9,538	8,168	\$18,542	\$2.27
Mackerel scad	22,521	21,409	\$38,092	\$1.78
Leatherback	29	26	\$36	\$1.40
Ten pounder	4	4	\$6	\$1.54
Bonefish	41	41	\$48	\$1.18
Herring/sardine	7	6	\$8	\$1.33
Milkfish	1	1	\$1	\$0.88
Threadfin	20	16	\$62	\$3.88
Mullet	520	515	\$1,660	\$3.22
Pomfret	27,483	27,432	\$29,958	\$1.09
Snake mackerel	4,950	4,950	\$6,571	\$1.33
Jacks (misc)	1,338	846	\$1,759	\$2.08
Amberjack	970	26	\$24	\$0.92
Blue crevally	395	279	\$408	\$1.46
Pig-lipped ulua	445	411	\$1,092	\$2.66
Paapaa ulua	112	100	\$198	\$1.98
White ulua	1,307	960	\$1,533	\$1.60
Black ulua	34	34	\$66	\$1.94
Hawaiian Grouper	2,591	2,540	\$11,198	\$4.41
Blue spot grouper	52	52	\$153	\$2.94
Snappers	179	179	\$576	\$3.22
Blue lined snapper	3,179	2,747	\$2,793	\$1.02
Ehu (red snapper)	3,052	2,831	\$10,499	\$3.71
Gindai (flower snapper)	443	398	\$1,241	\$3.12
Kalekale(pink snapper)	1,221	1,123	\$3,949	\$3.52
Lehi (silverjaw)	1,255	1,146	\$3,450	\$3.01
Onaga (red snapper)	14,806	14,553	\$62,541	\$4.30
Opakapaka (pink snapper)	8,757	8,412	\$38,782	\$4.61
Uku (gray snapper)	6,114	5,867	\$14,244	\$2.43
Porgy	297	293	\$748	\$2.55
Squirrelfish	4,177	3,870	\$12,651	\$3.27
Trumpetfish	5	5	\$18	\$3.60
Scorpionfish	157	126	\$482	\$3.82
Mountain bass	361	347	\$1,622	\$4.67
Bigeyes	260	230	\$778	\$3.38
Goatfish	2,626	2,395	\$8,217	\$3.43
Rudderfish	513	483	\$957	\$1.98
Damselfish	183	183	\$387	\$2.11

Table V.1.11 (Cont.)

Species	Caught	Sold	Value	Price/Lb.
Hawkfish	30	19	\$42	\$2.18
Tilapia	9	9	\$18	\$2.00
Wrasse	641	540	\$2,054	\$3.80
Parrotfish	1,664	1,542	\$3,863	\$2.51
Surgeon/tangs	8,045	7,935	\$10,473	\$1.32
Triggerfish	2	-	\$0	\$0.00
Filefish	51	51	\$50	\$0.99
Rainbow runner	284	244	\$320	\$1.31
Mahimahi (dolphin)	119,478	112,449	\$183,441	\$1.63
Barracudas	623	477	\$354	\$0.74
Wahoo	36,893	34,861	\$80,504	\$2.31
Tunas	15	15	\$24	\$1.61
Skipjack tuna	60,626	57,722	\$113,368	\$1.96
Yellowfin tuna	168,808	164,382	\$421,160	\$2.56
Albacore	97,452	97,185	\$151,218	\$1.56
Bigeye tuna	425,897	425,267	\$1,443,472	\$3.39
Kawakawa	401	257	\$426	\$1.66
Frigate tuna	7	-	\$0	\$0.00
Broadbill swordfish	4,590	4,590	\$16,691	\$3.64
Blue marlin	90,239	81,716	\$68,900	\$0.84
Black marlin	161	161	\$242	\$1.50
Striped marlin	94,357	93,716	\$82,031	\$0.88
Shortnose spearfish	8,026	7,845	\$6,406	\$0.82
Sailfish	1,268	1,205	\$822	\$0.68
Ocean moonfish	113,677	113,614	\$100,013	\$0.88
Spiny lobster	254	145	\$1,205	\$8.31
Slipper lobster	1	1	\$9	\$8.50
Crabs	2,765	2,477	\$11,740	\$4.74
Shrimp (saltwater)	842	842	\$6,790	\$8.06
Octopus	3,657	2,355	\$6,683	\$2.84
Squid	368	180	\$504	\$2.80
Limpets (saltwater)	1,087	1,075	\$5,728	\$5.33
Algae	748	591	\$2,773	\$4.69
TOTAL	1,372,910	1,336,066	\$3,004,763	\$2.25

Table V.1.12

Hawaii November 2001 Reported Commercial Landings

Species	Caught	Sold	Value	Price/Lb.
Miscellaneous	361	361	\$148	\$0.41
Sharks	18,392	17,606	\$6,634	\$0.38
Eels	62	42	\$36	\$0.87
Bigeye scad (akule)	66,347	58,367	\$85,414	\$1.46
Mackerel scad	22,933	21,983	\$37,506	\$1.71
Leatherback	65	52	\$95	\$1.83
Bonefish	152	40	\$51	\$1.28
Herring/sardine	3	3	\$3	\$1.00
Milkfish	7	7	\$9	\$1.35
Needlefish	53	53	\$66	\$1.25
Threadfin	15	2	\$12	\$5.75
Mullet	949	945	\$3,206	\$3.39
Pomfret	27,507	27,454	\$26,948	\$0.98
Snake mackerel	14,291	14,271	\$11,556	\$0.81
Jacks (misc)	2,207	1,733	\$3,660	\$2.11
Amberjack	1,459	103	\$156	\$1.51
Blue crevally	248	116	\$190	\$1.64
Pig-lipped ulua	1,728	1,663	\$3,273	\$1.97
Dobe ulua	235	235	\$468	\$1.99
Paapaa ulua	87	86	\$172	\$1.99
White ulua	1,607	1,222	\$1,836	\$1.50
Black ulua	60	60	\$105	\$1.76
Hawaiian Grouper	3,332	3,129	\$11,566	\$3.70
Blue spot grouper	32	30	\$73	\$2.45
Snappers	110	107	\$328	\$3.06
Blue lined snapper	2,916	2,459	\$2,390	\$0.97
Ehu (red snapper)	3,435	3,103	\$10,620	\$3.42
Gindai (flower snapper)	677	588	\$1,538	\$2.62
Kalekale(pink snapper)	1,488	1,379	\$3,614	\$2.62
Lehi (silverjaw)	992	896	\$2,195	\$2.45
Onaga (red snapper)	14,524	13,602	\$58,039	\$4.27
Opakapaka (pink snapper)	13,999	13,126	\$55,675	\$4.24
Uku (gray snapper)	7,526	7,281	\$16,172	\$2.22
Porgy	214	212	\$615	\$2.90
Squirrelfish	2,941	2,696	\$8,815	\$3.27
Scorpionfish	267	225	\$924	\$4.11
Mountain bass	65	44	\$204	\$4.63
Bigeyes	175	161	\$405	\$2.51
Goatfish	3,631	3,402	\$10,126	\$2.98
Rudderfish	248	223	\$322	\$1.45
Damselfish	190	190	\$399	\$2.10

Table V.1.12 (Cont.)

Species	Caught	Sold	Value	Price/Lb.
Hawkfish	40	40	\$71	\$1.77
Wrasse	853	708	\$3,258	\$4.60
Parrotfish	1,774	1,622	\$4,056	\$2.50
Surgeon/tangs	9,633	9,447	\$13,116	\$1.39
Filefish	133	133	\$148	\$1.11
Rainbow runner	335	261	\$360	\$1.38
Mahimahi (dolphin)	114,730	108,444	\$164,372	\$1.52
Barracudas	1,182	1,047	\$1,319	\$1.26
Wahoo	31,423	29,776	\$66,864	\$2.25
Skipjack tuna	87,829	84,147	\$117,218	\$1.39
Yellowfin tuna	170,936	168,167	\$294,748	\$1.75
Albacore	76,832	76,832	\$104,053	\$1.35
Bigeye tuna	704,971	700,968	\$1,747,941	\$2.49
Kawakawa	622	512	\$428	\$0.84
Bluefin Tuna	240	240	\$600	\$2.50
Frigate tuna	18	-	\$0	\$0.00
Broadbill swordfish	8,502	8,486	\$27,504	\$3.24
Blue marlin	90,230	84,969	\$60,487	\$0.71
Black marlin	995	995	\$1,266	\$1.27
Striped marlin	150,575	147,533	\$91,043	\$0.62
Shortnose spearfish	11,117	10,967	\$8,090	\$0.74
Sailfish	843	808	\$433	\$0.54
Ocean moonfish	99,722	99,639	\$82,039	\$0.82
Spiny lobster	1,286	1,182	\$15,422	\$13.05
Slipper lobster	19	11	\$95	\$8.60
Crabs	1,728	1,509	\$6,611	\$4.38
Octopus	2,060	1,578	\$4,294	\$2.72
Squid	227	206	\$510	\$2.48
Limpets (saltwater)	729	699	\$3,601	\$5.15
Algae	789	682	\$3,477	\$5.10
TOTAL	1,785,903	1,740,865	\$3,188,986	\$1.83

Table V.1.13

Hawaii December 2001 Reported Commercial Landings

Species	Caught	Sold	Value	Price/Lb.
Miscellaneous	887	37	\$23	\$0.62
Sharks	17,010	16,871	\$5,752	\$0.34
Eels	22	22	\$20	\$0.91
Bigeye scad (akule)	10,094	9,629	\$20,009	\$2.08
Mackerel scad	13,980	13,188	\$22,737	\$1.72
Leatherback	44	27	\$40	\$1.48
Bonfish	68	11	\$12	\$1.07
Needlefish	22	22	\$33	\$1.50
Threadfin	15	-	\$0	\$0.00
Mullet	359	359	\$1,368	\$3.81
Pomfret	23,110	23,035	\$35,063	\$1.52
Snake mackerel	16,234	16,204	\$14,462	\$0.89
Jacks (misc)	1,102	624	\$1,118	\$1.79
Amberjack	1,907	67	\$97	\$1.44
Blue crevally	191	89	\$147	\$1.65
Pig-lipped ulua	1,620	1,589	\$3,620	\$2.28
Dobe ulua	182	182	\$367	\$2.02
Paapaa ulua	61	47	\$78	\$1.67
White ulua	2,149	2,024	\$2,868	\$1.42
Hawaiian Grouper	3,570	3,314	\$13,671	\$4.13
Blue spot grouper	37	33	\$85	\$2.59
Snappers	177	176	\$429	\$2.44
Blue lined snapper	1,985	1,620	\$1,908	\$1.18
Ehu (red snapper)	2,589	2,170	\$10,887	\$5.02
Gindai (flower snapper)	319	225	\$687	\$3.05
Kalekale(pink snapper)	1,460	1,257	\$4,241	\$3.37
Lehi (silverjaw)	1,004	773	\$2,502	\$3.24
Onaga (red snapper)	14,717	12,655	\$76,893	\$6.08
Opakapaka (pink snapper)	14,514	12,591	\$67,941	\$5.40
Uku (gray snapper)	7,323	6,835	\$21,832	\$3.19
Porgy	14	12	\$43	\$3.58
Reef jacks	4	-	\$0	\$0.00
Squirrelfish	2,412	2,309	\$7,294	\$3.16
Trumpetfish	13	8	\$32	\$4.00
Scorpionfish	329	281	\$1,128	\$4.01
Mountain bass	527	494	\$1,944	\$3.94
Bigeyes	609	596	\$2,047	\$3.43
Goatfish	3,177	2,789	\$7,844	\$2.81
Rudderfish	468	444	\$625	\$1.41
Damselfish	361	361	\$514	\$1.42
Hawkfish	35	26	\$57	\$2.20

Table V.1.13 (Cont.)

Species	Caught	Sold	Value	Price/Lb.
Wrasse	645	505	\$2,278	\$4.51
Parrotfish	992	890	\$2,339	\$2.63
Surgeon/tangs	9,144	8,964	\$12,376	\$1.38
Triggerfish	4	-	\$0	\$0.00
Filefish	76	76	\$114	\$1.50
Rainbow runner	227	140	\$240	\$1.71
Mahimahi (dolphin)	54,918	51,758	\$94,737	\$1.83
Barracudas	431	343	\$429	\$1.25
Wahoo	29,618	28,590	\$73,602	\$2.57
Tunas	3,240	3,193	\$2,495	\$0.78
Skipjack tuna	106,851	102,512	\$156,326	\$1.53
Yellowfin tuna	159,670	156,717	\$351,567	\$2.24
Albacore	77,331	77,331	\$186,090	\$2.41
Bigeye tuna	633,485	632,168	\$2,206,886	\$3.49
Kawakawa	675	456	\$459	\$1.01
Frigate tuna	28	-	\$0	\$0.00
Broadbill swordfish	5,595	5,532	\$18,014	\$3.26
Blue marlin	37,690	32,739	\$42,287	\$1.29
Black marlin	1,676	1,676	\$1,757	\$1.05
Striped marlin	133,523	129,890	\$150,073	\$1.16
Shortnose spearfish	12,148	11,960	\$10,536	\$0.88
Sailfish	167	167	\$201	\$1.20
Ocean sunfish	170	170	\$44	\$0.26
Ocean moonfish	76,287	76,110	\$104,567	\$1.37
Spiny lobster	1,539	1,495	\$15,409	\$10.31
Slipper lobster	1	-	\$0	\$0.00
Crabs	653	486	\$2,409	\$4.96
Shrimp (saltwater)	362	362	\$2,781	\$7.68
Octopus	860	641	\$1,750	\$2.73
Squid	2	-	\$0	\$0.00
Limpets (saltwater)	759	709	\$3,594	\$5.07
Algae	524	417	\$2,307	\$5.53
TOTAL	1,493,992	1,458,993	\$3,776,084	\$2.59

Figure V.1.1

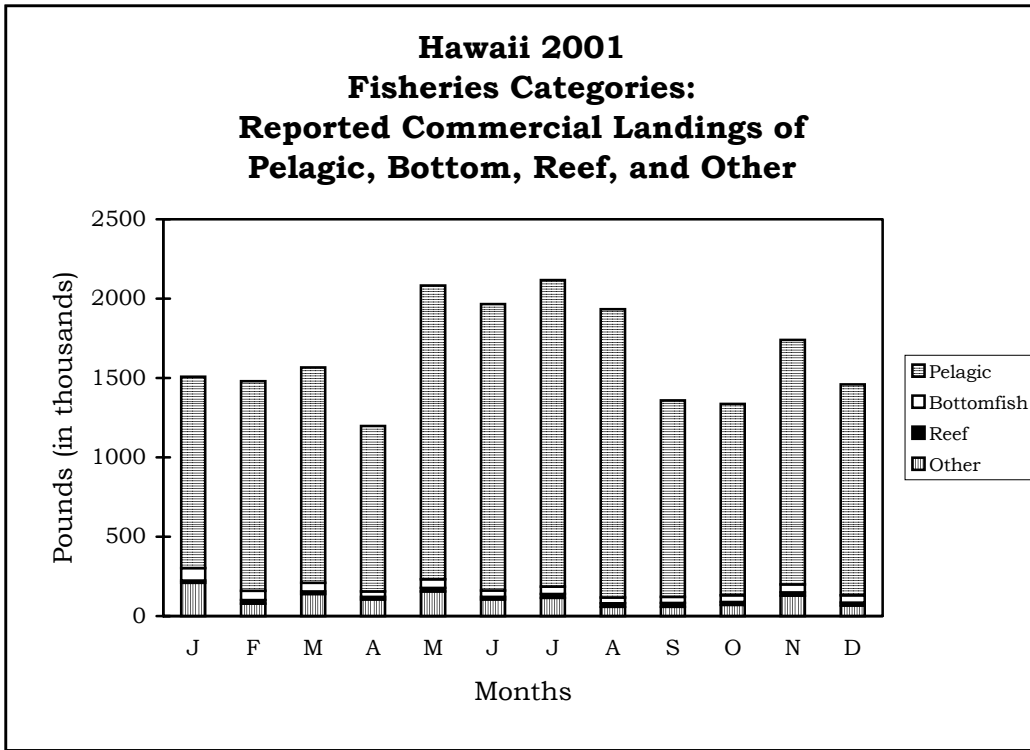


Figure V.1.2

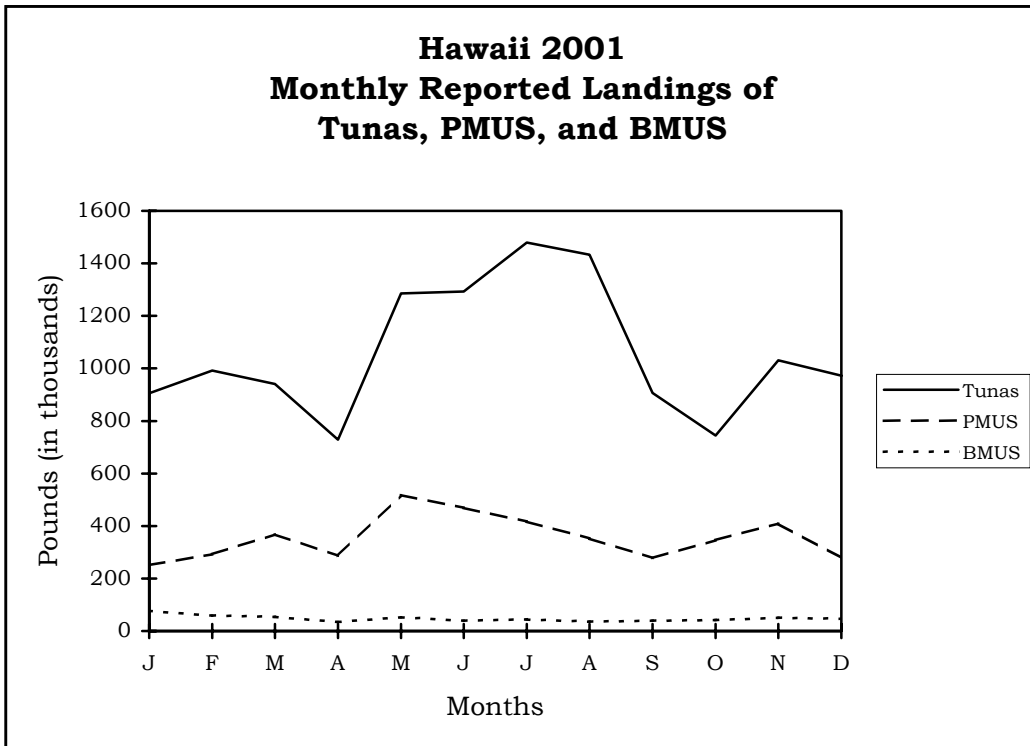


Figure V.1.3

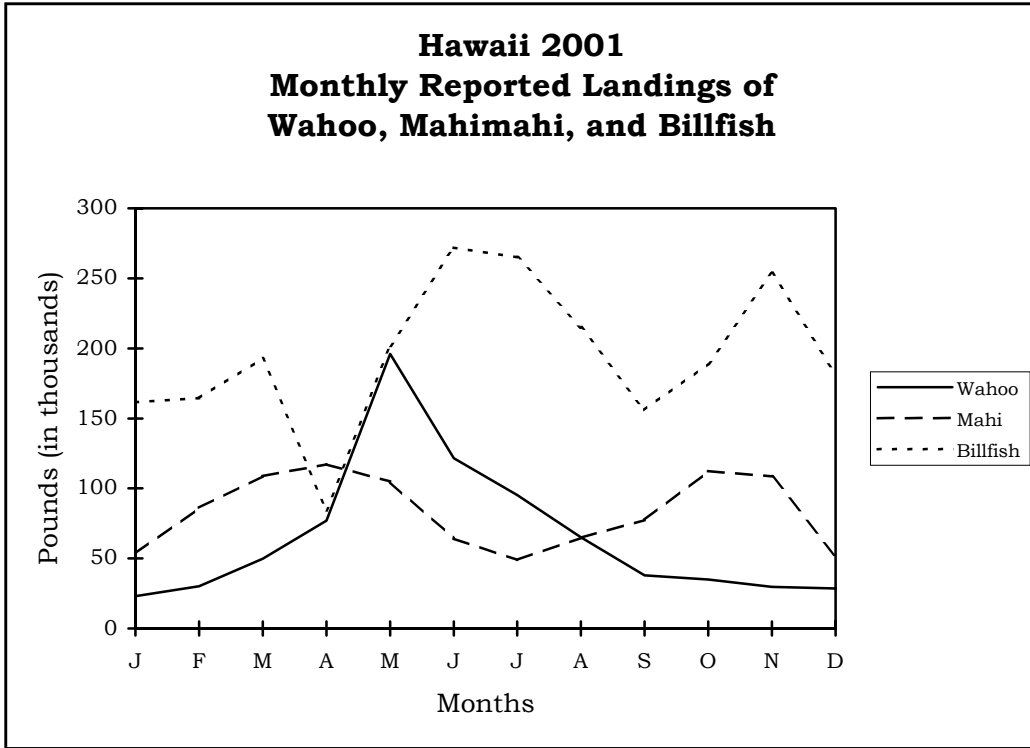


Figure V.1.4

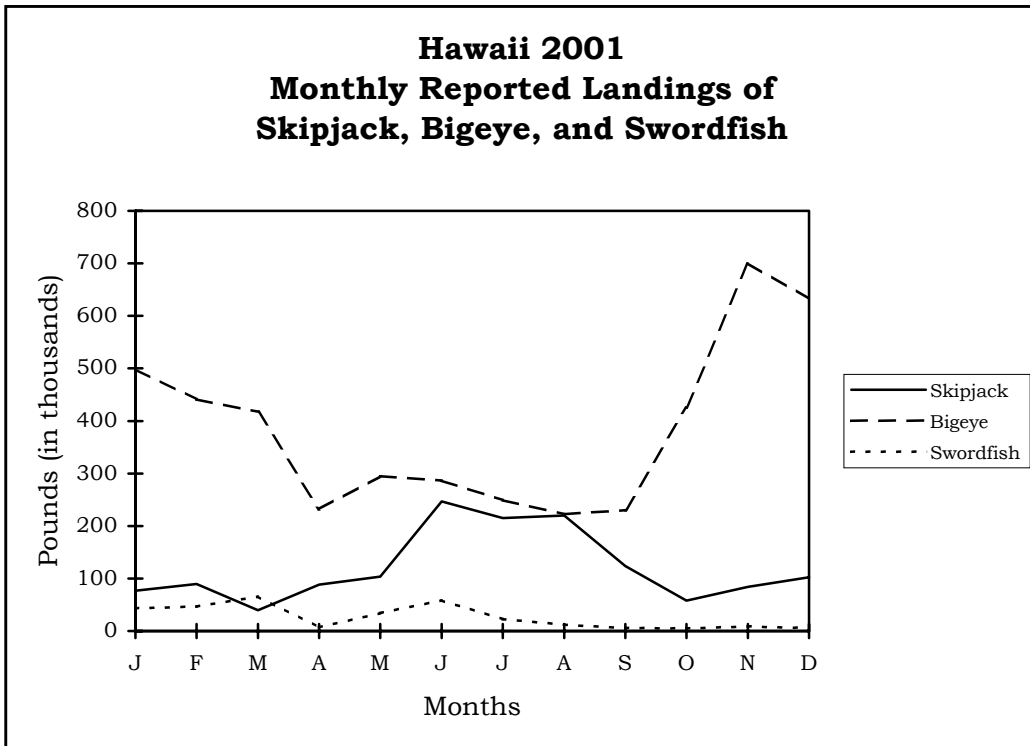


Figure V.1.5

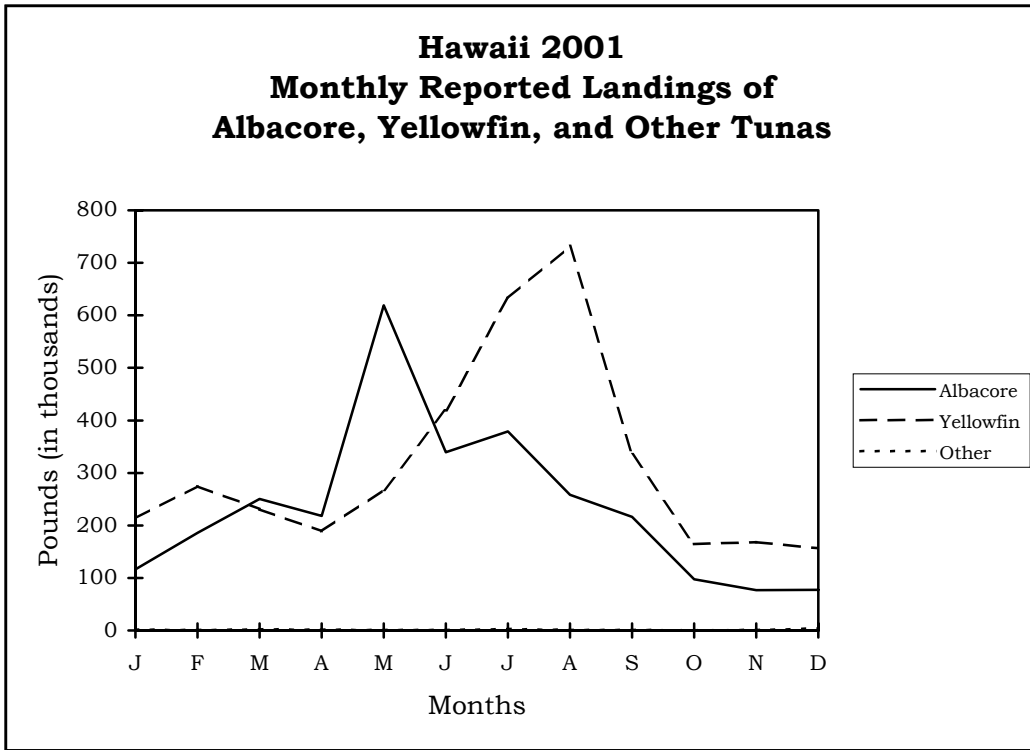


Figure V.2.1

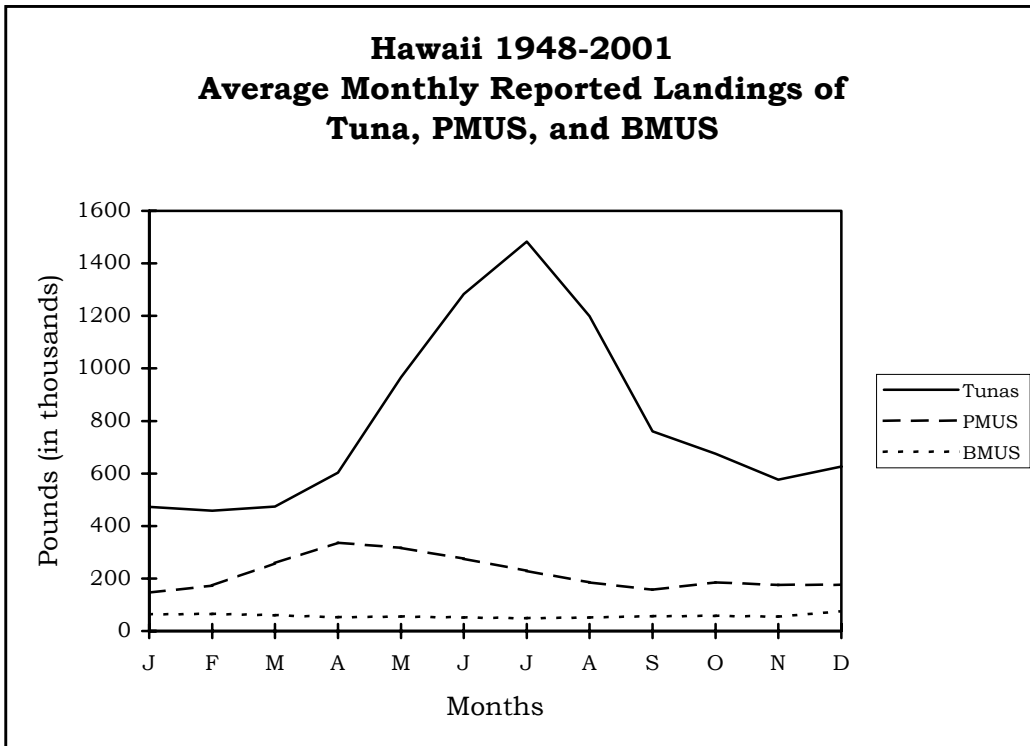


Figure V.2.2

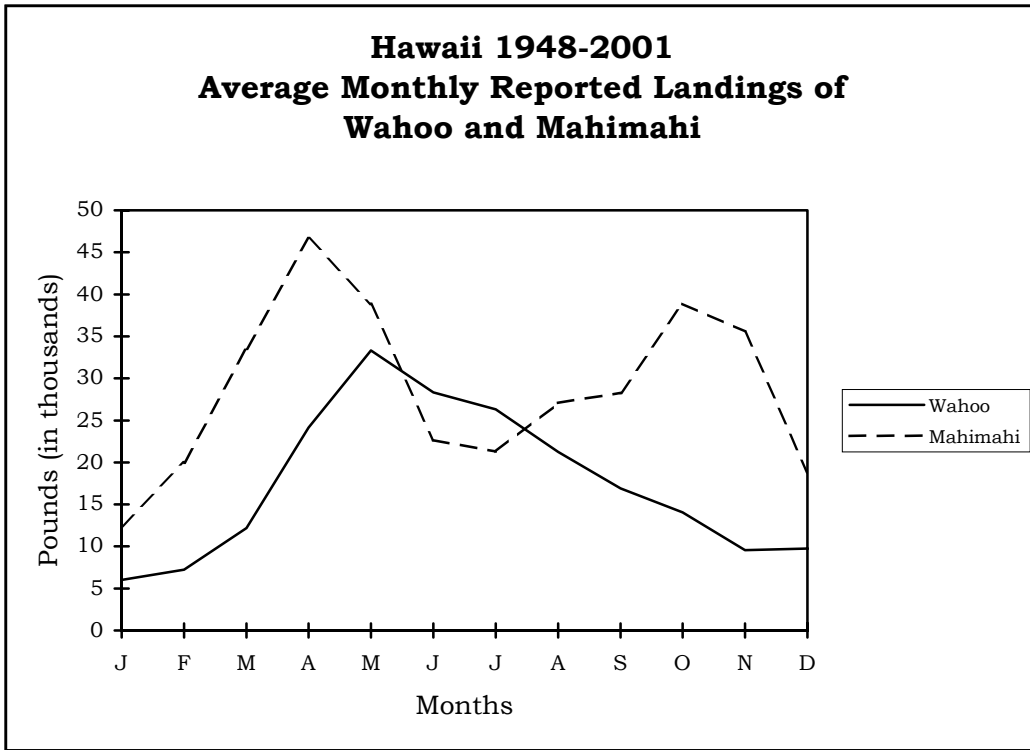


Figure V.2.3

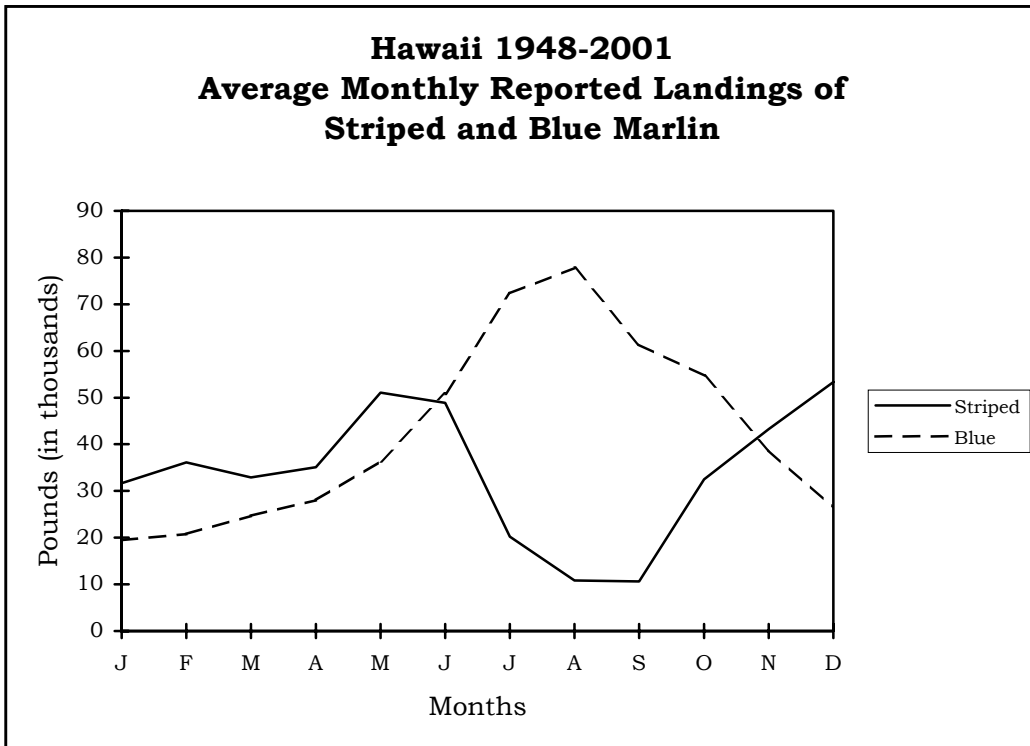


Figure V.2.4

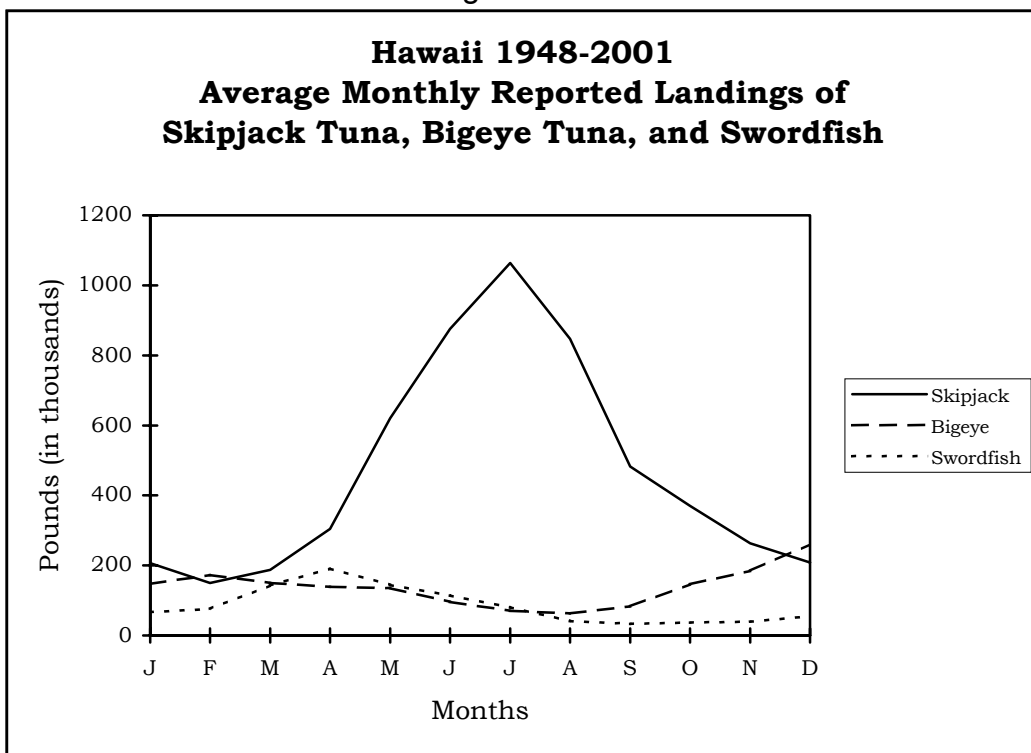


Figure V.2.5

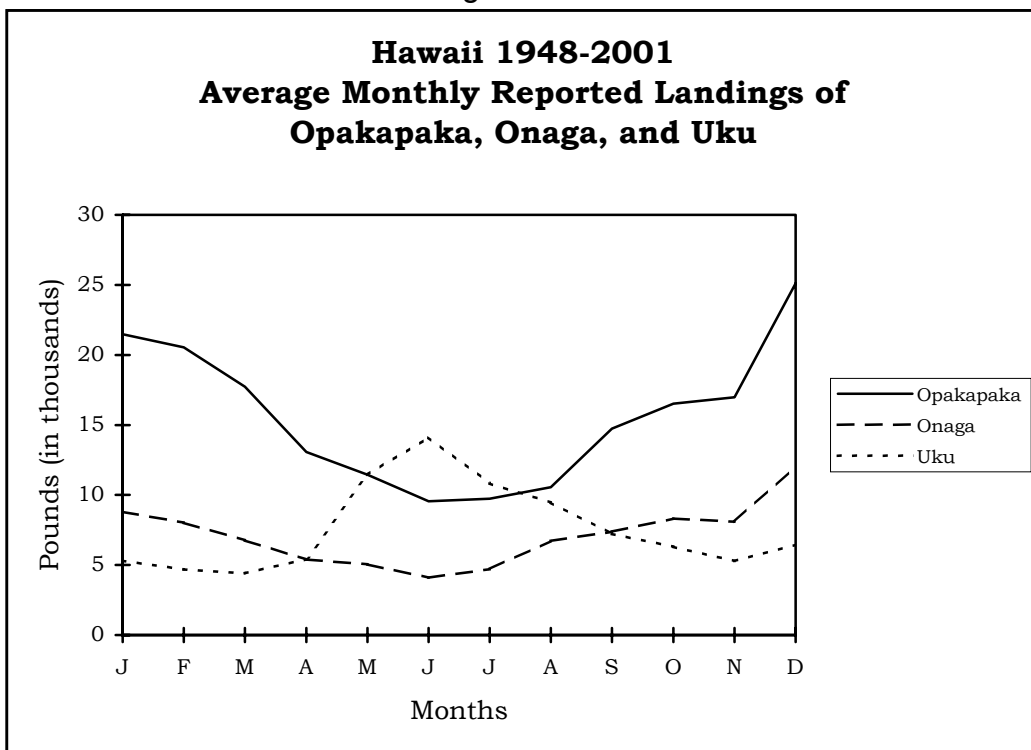


Figure V.2.6

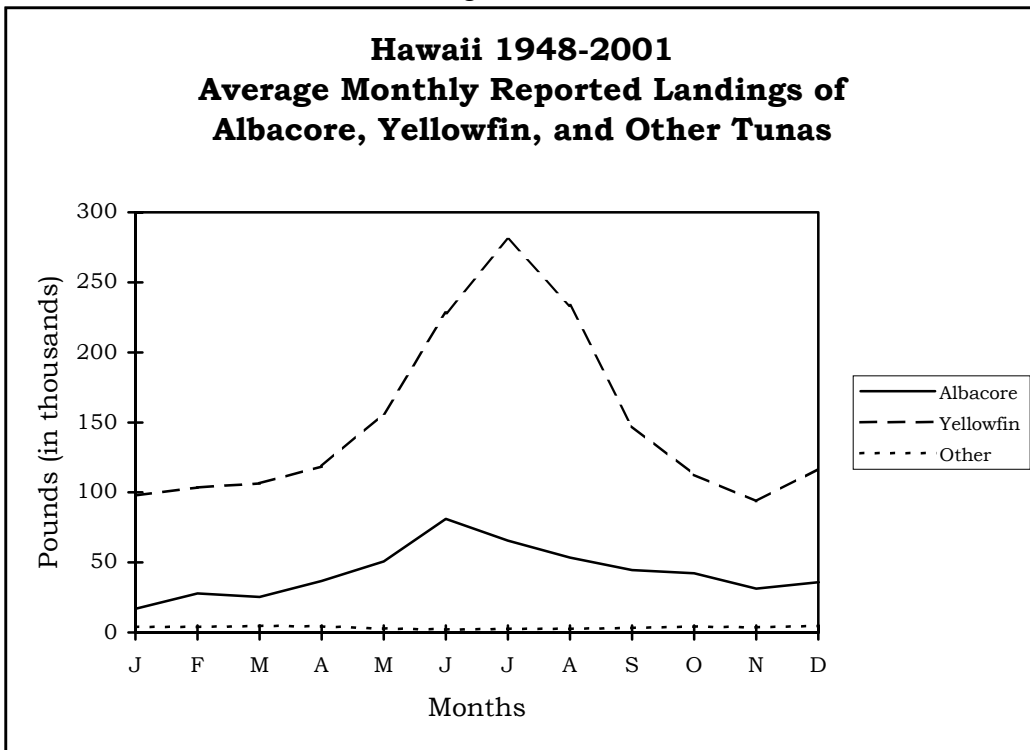


Figure V.2.7

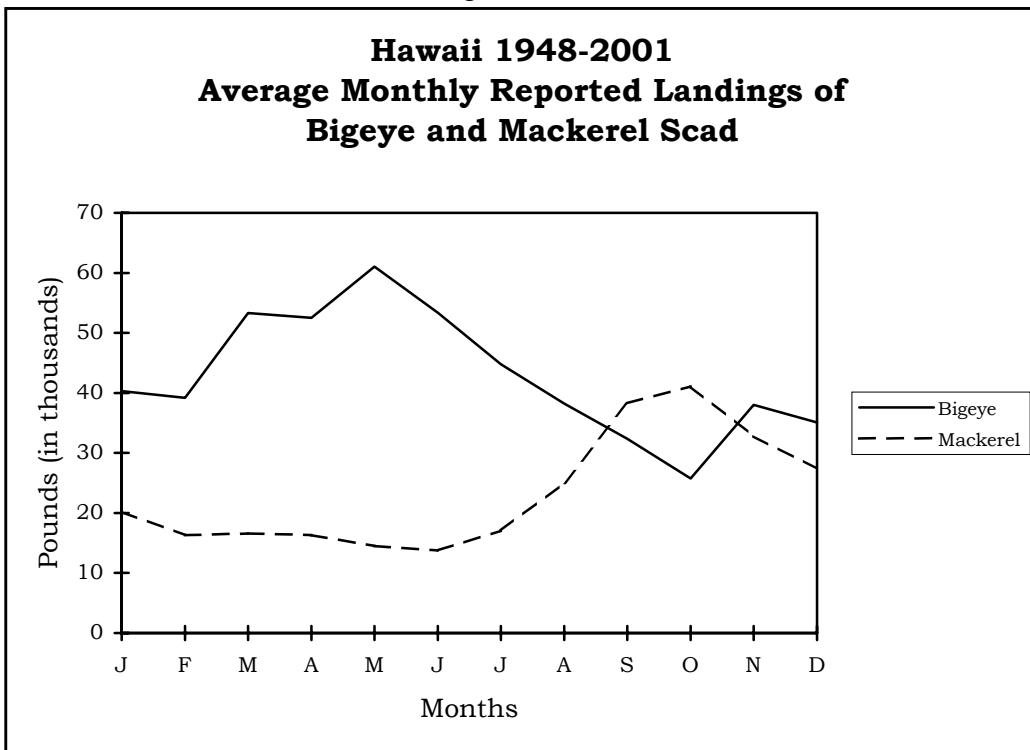


Figure V.2.8

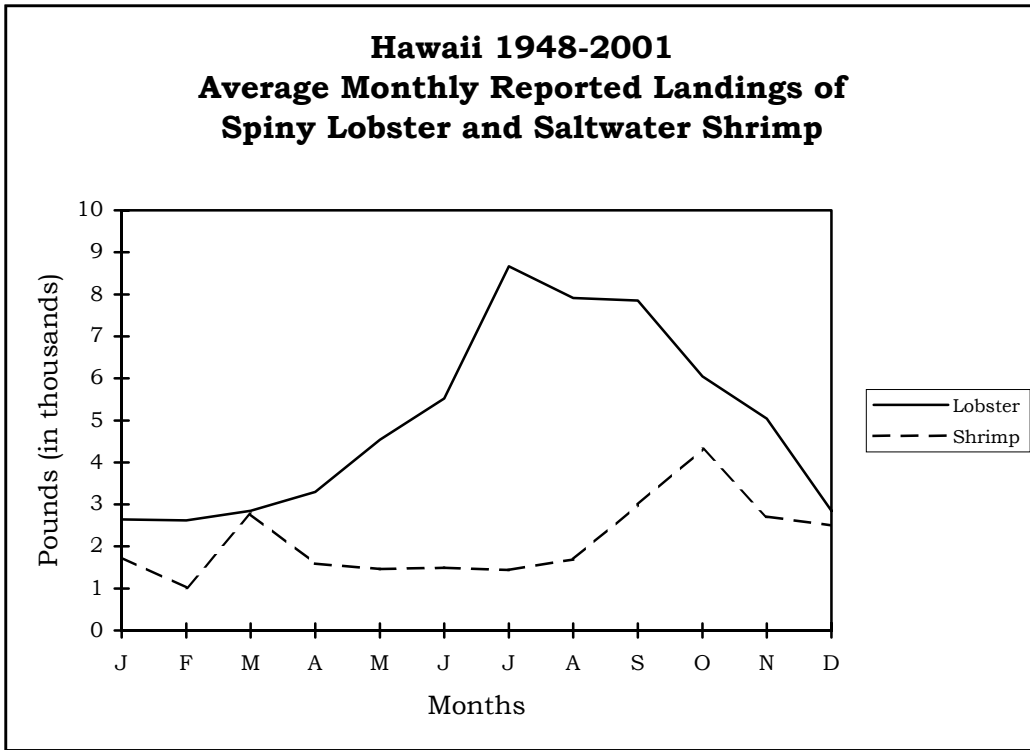


Figure V.3.1

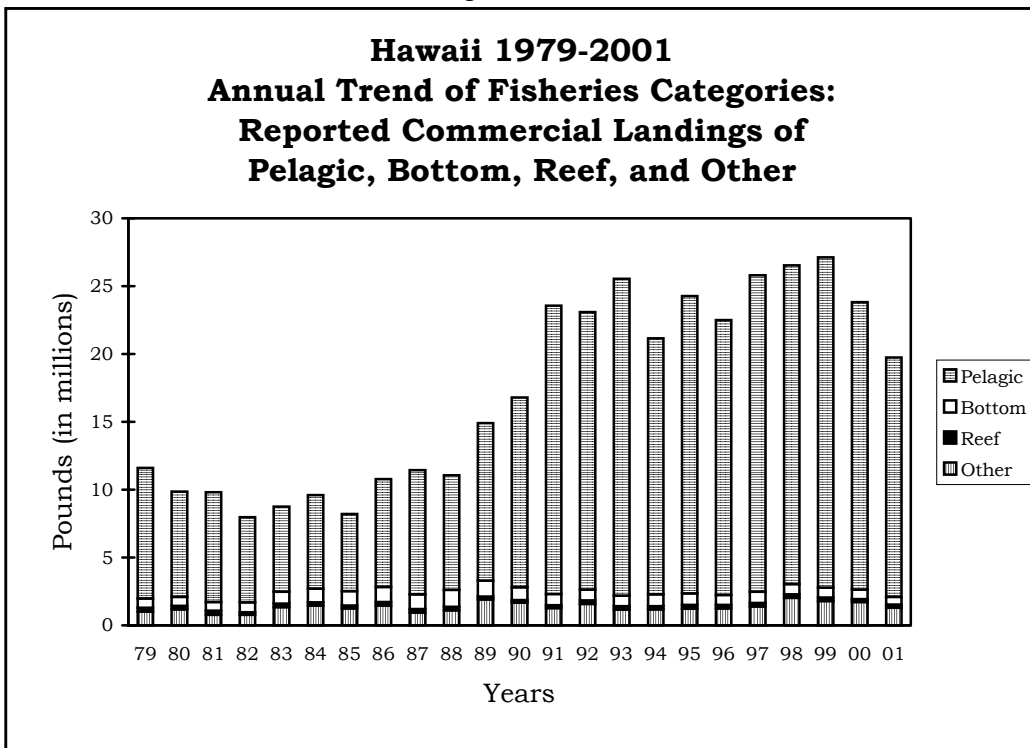


Figure V.3.2

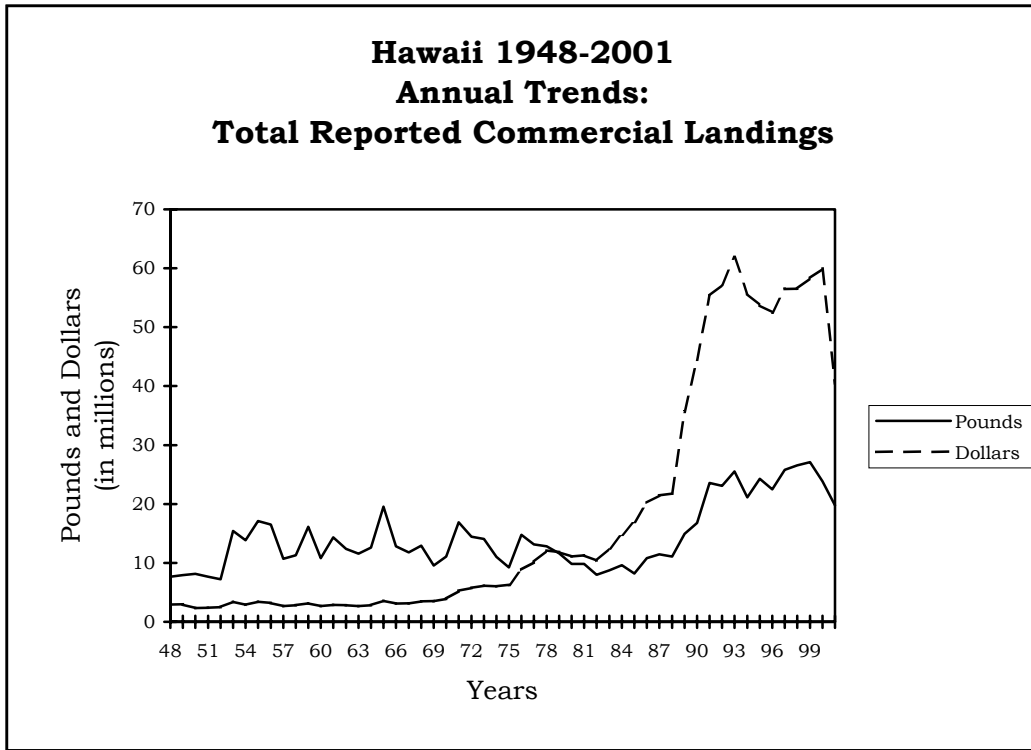


Figure V.3.3

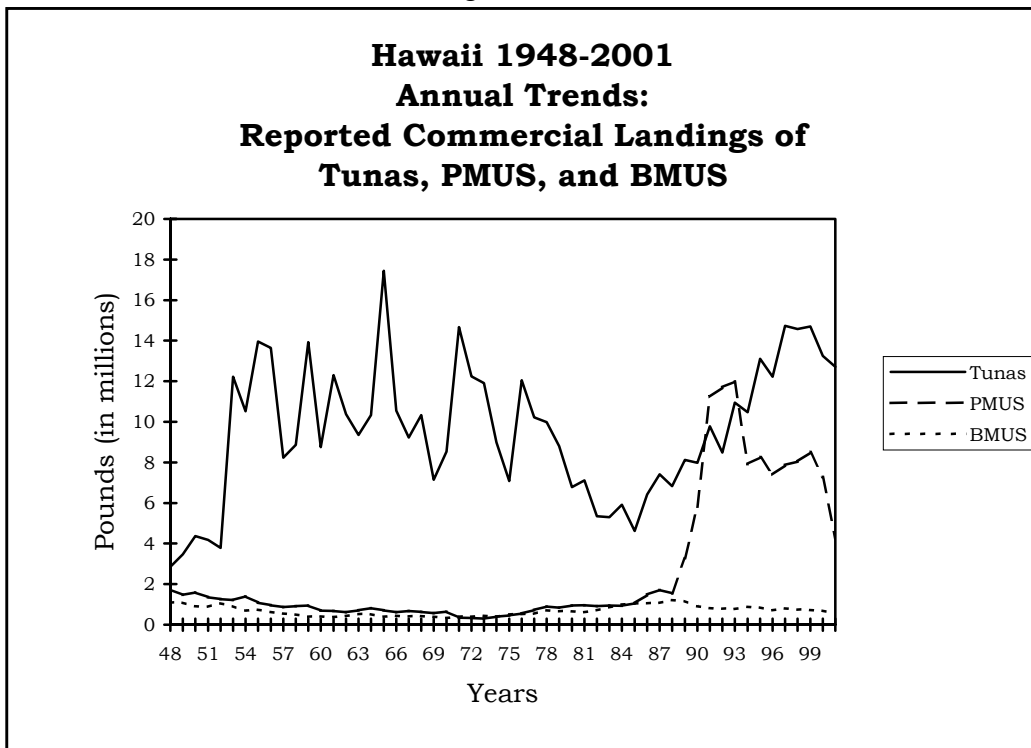


Figure V.3.4

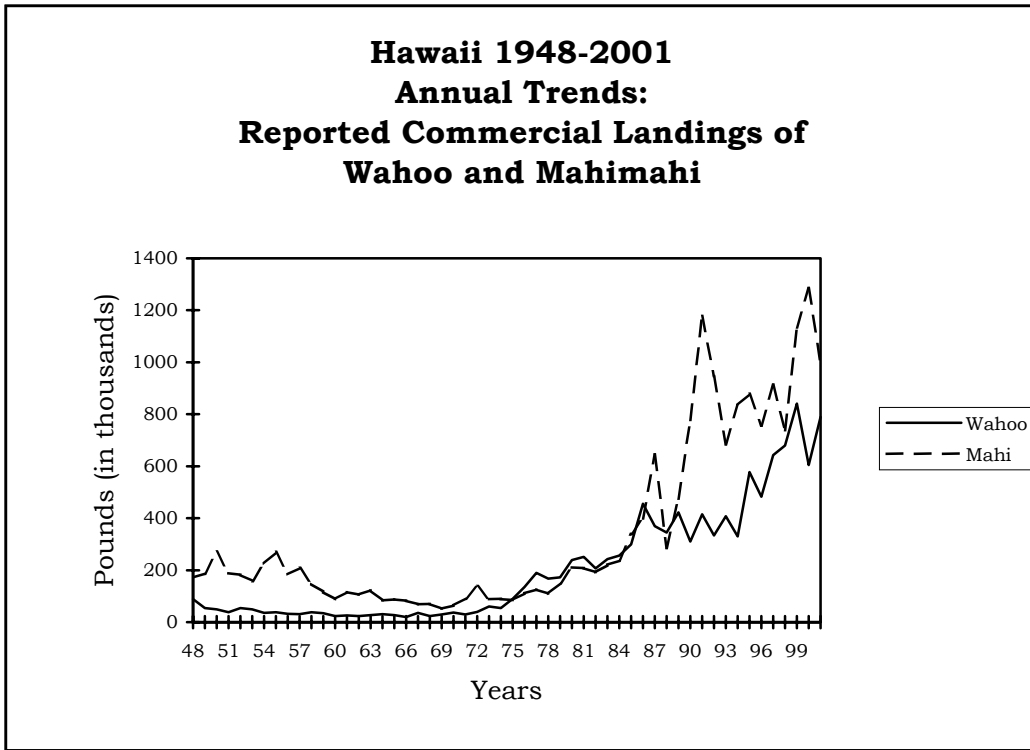


Figure V.3.5

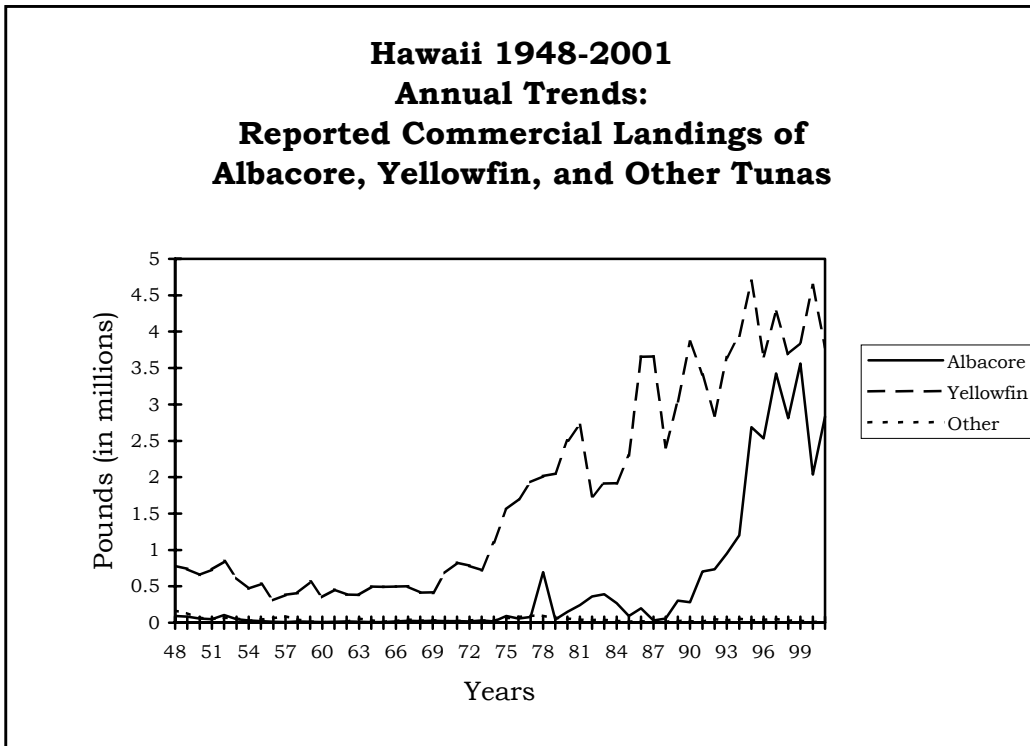


Figure V.3.6

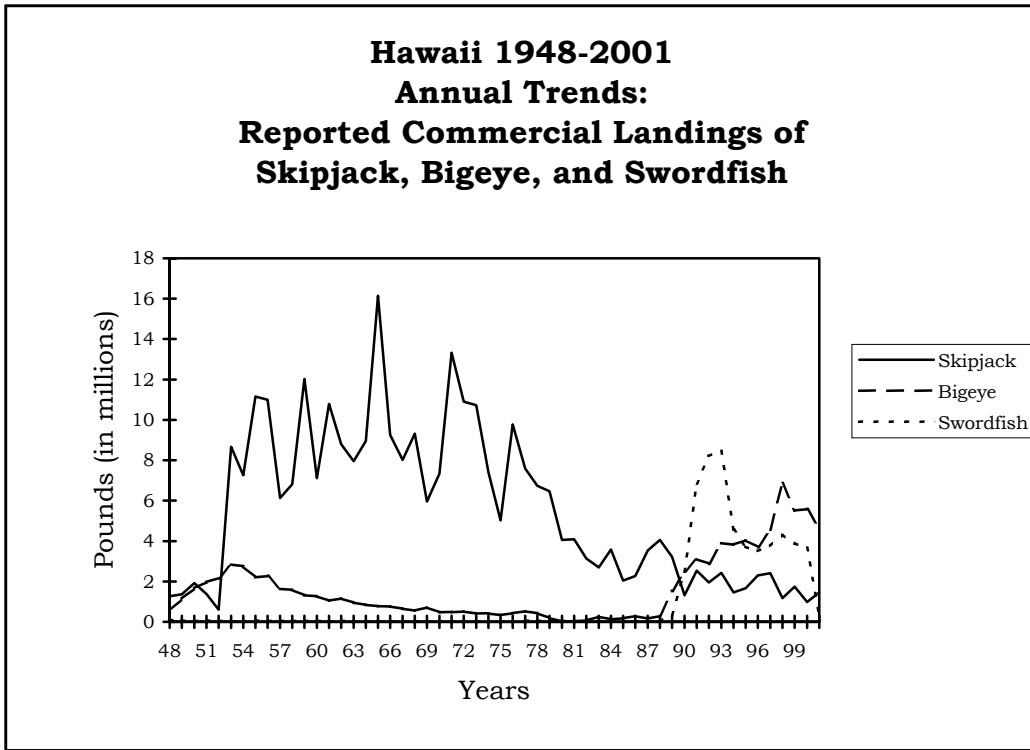


Figure V.3.7

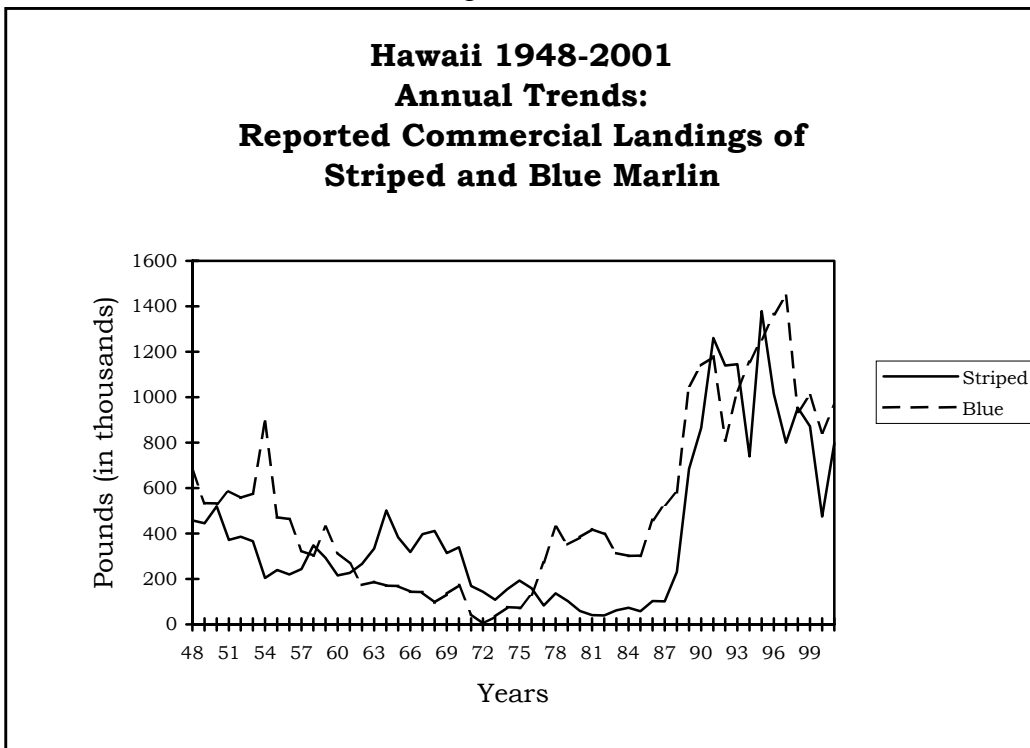


Figure V.3.8

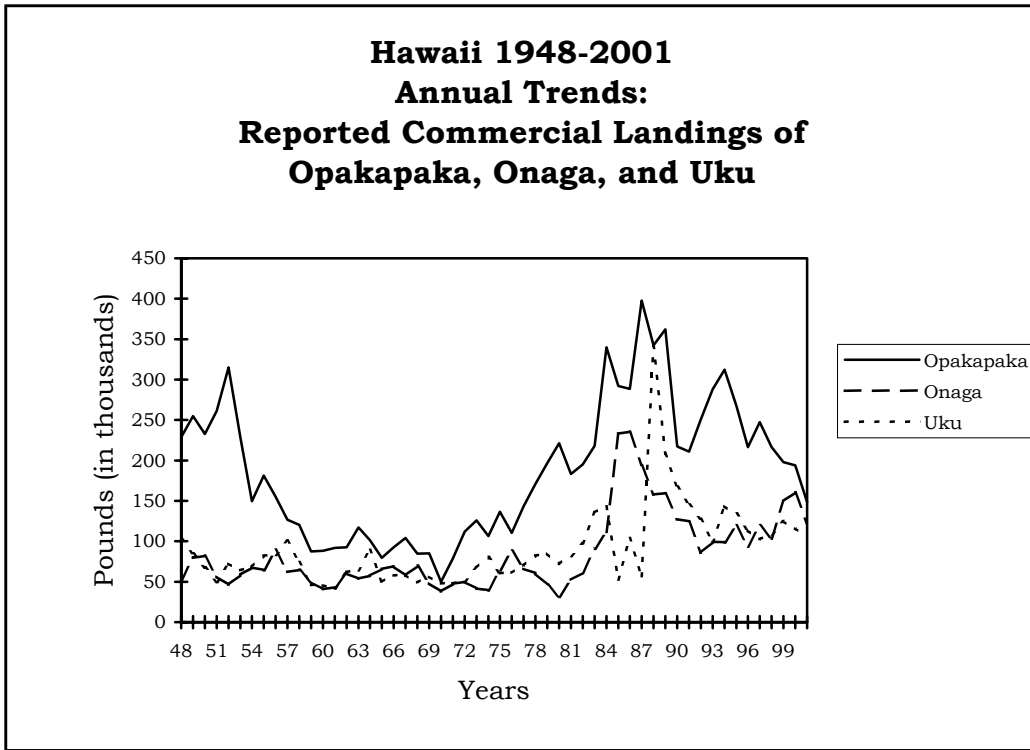


Figure V.3.9

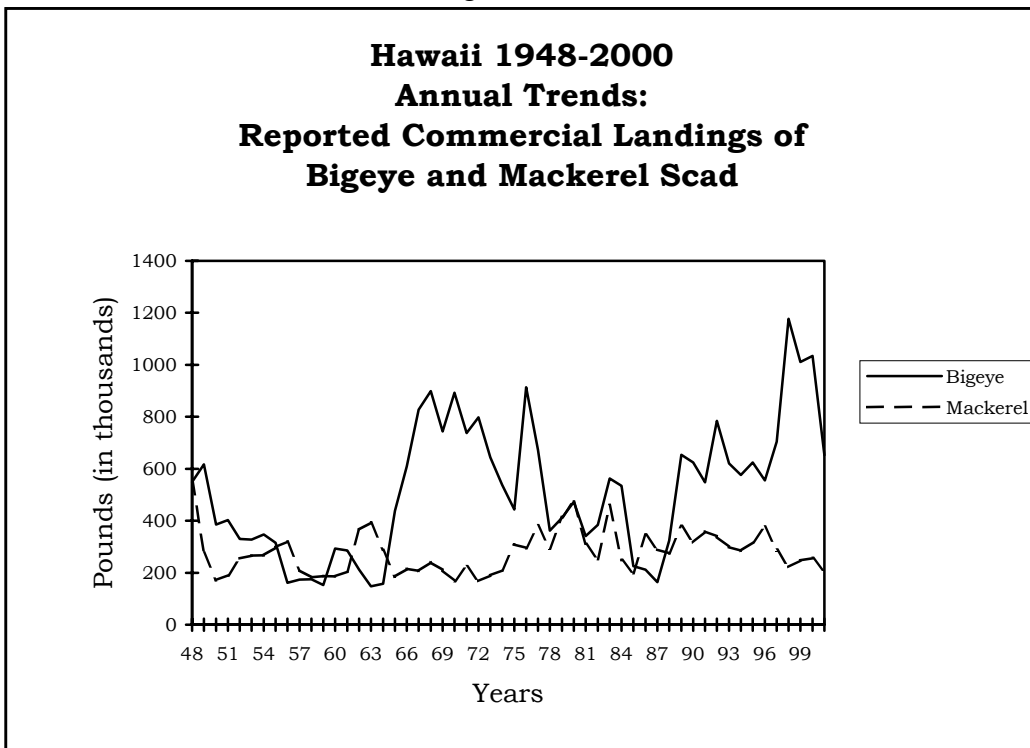


Figure V.3.10

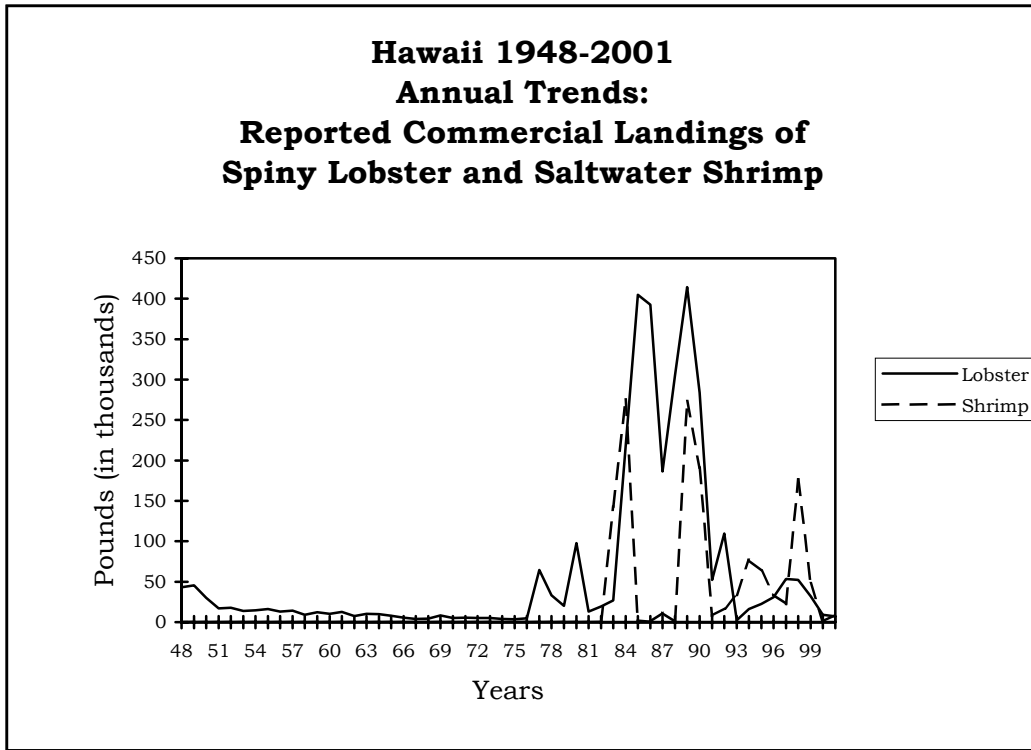


Figure V.4.1

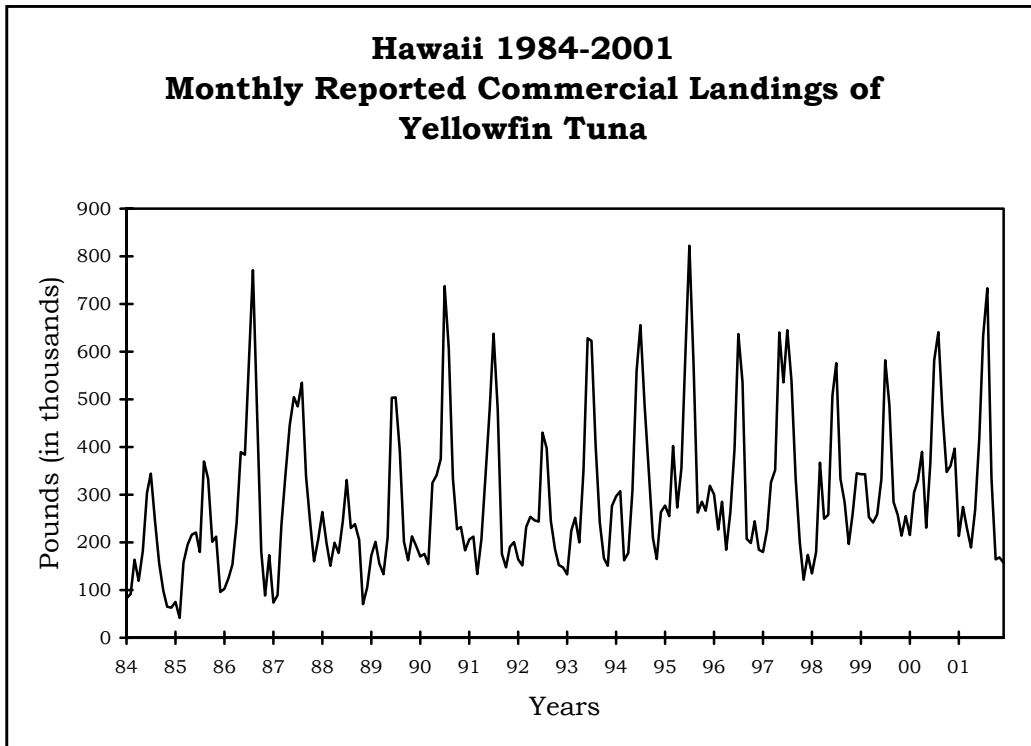


Figure V.4.2

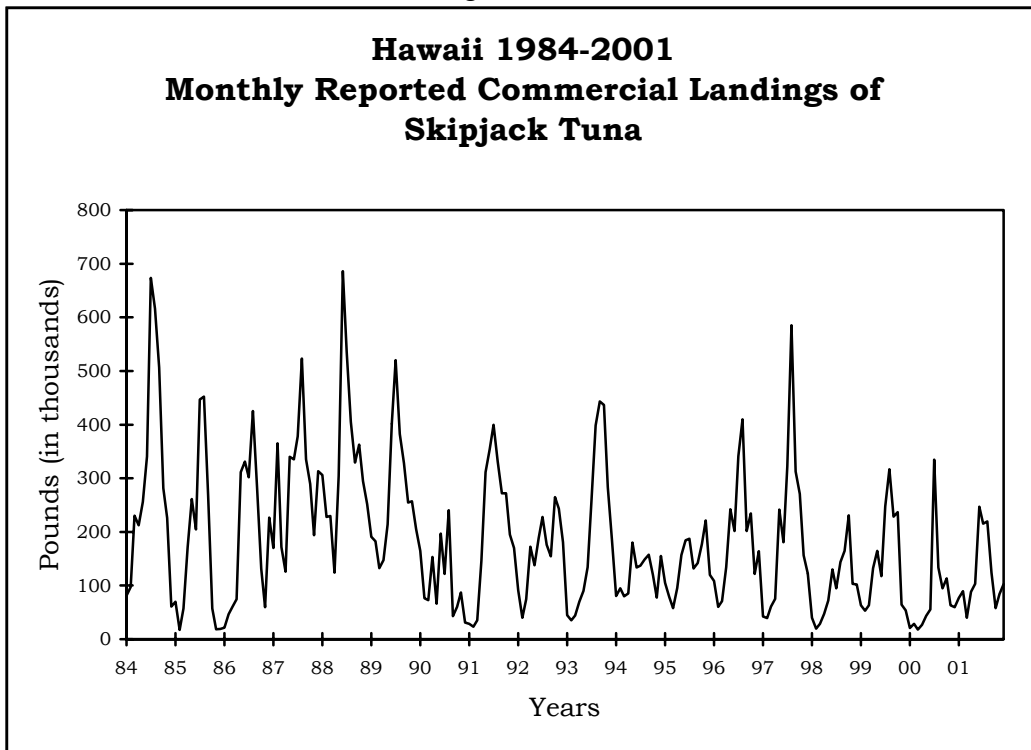


Figure V.4.3

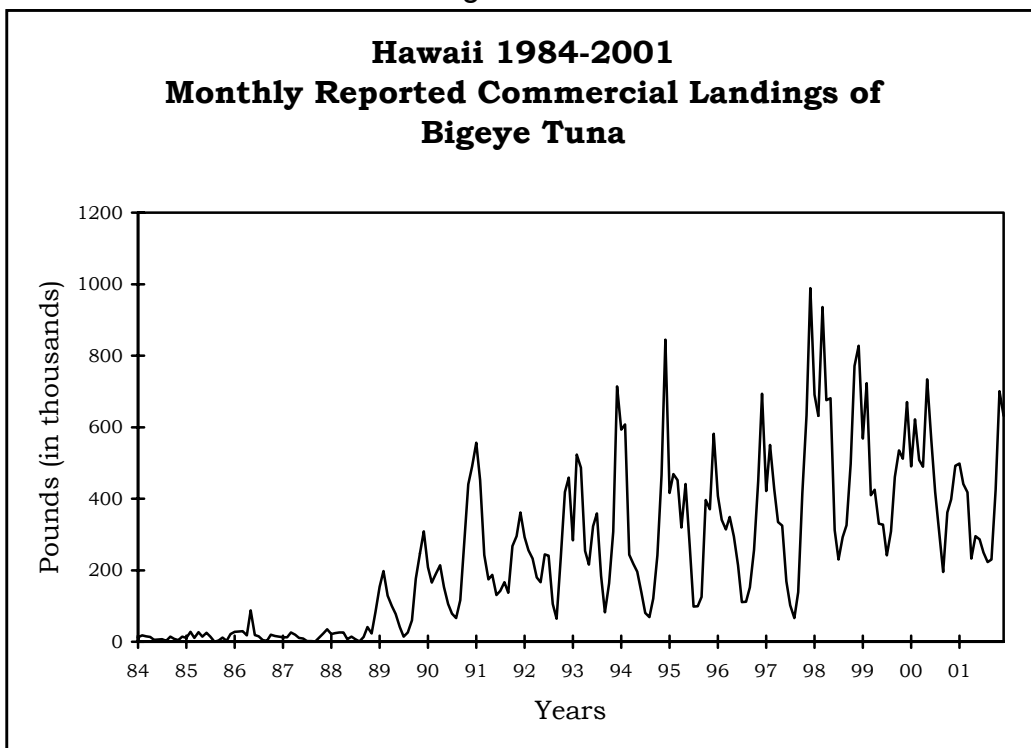


Figure V.4.4

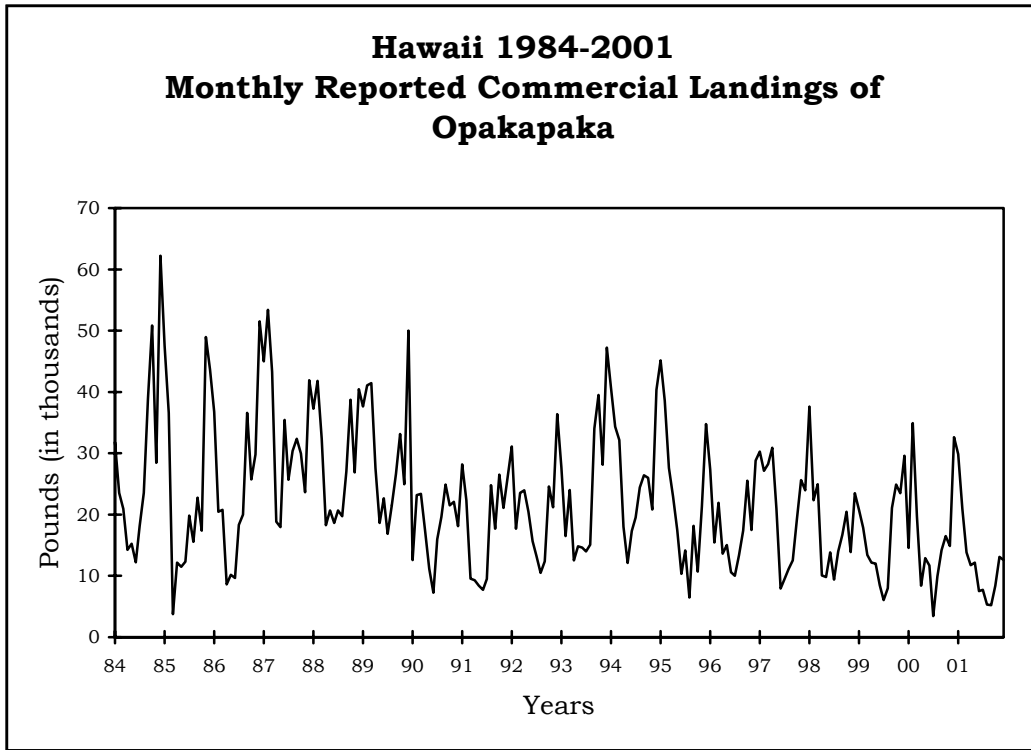


Figure V.4.5

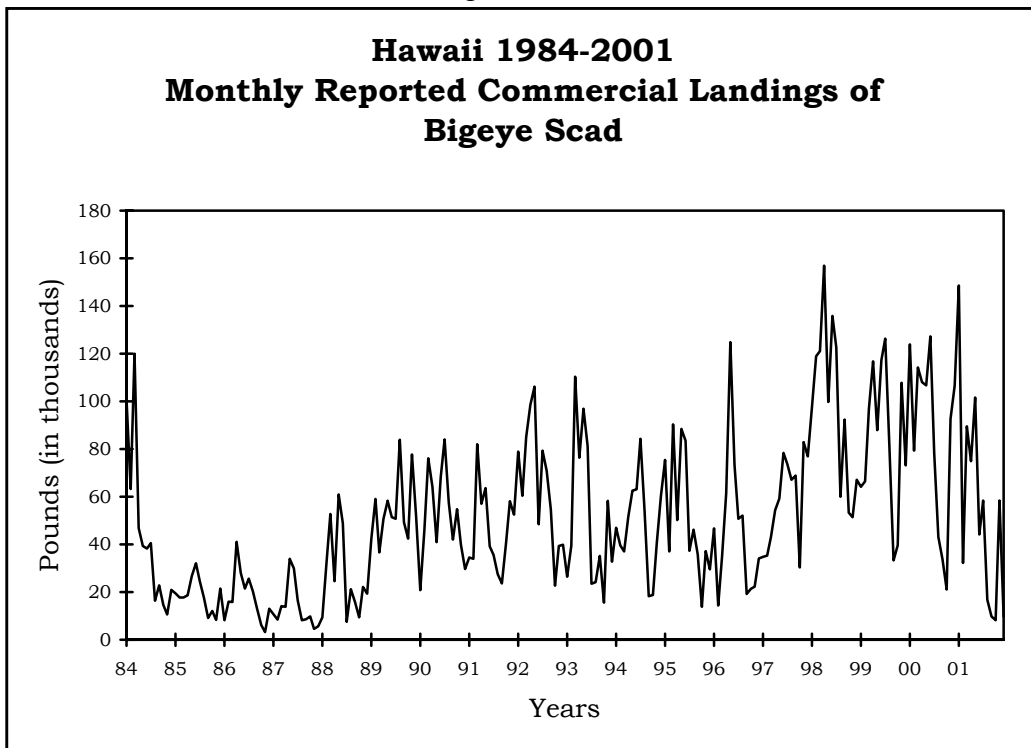


Figure V.4.6

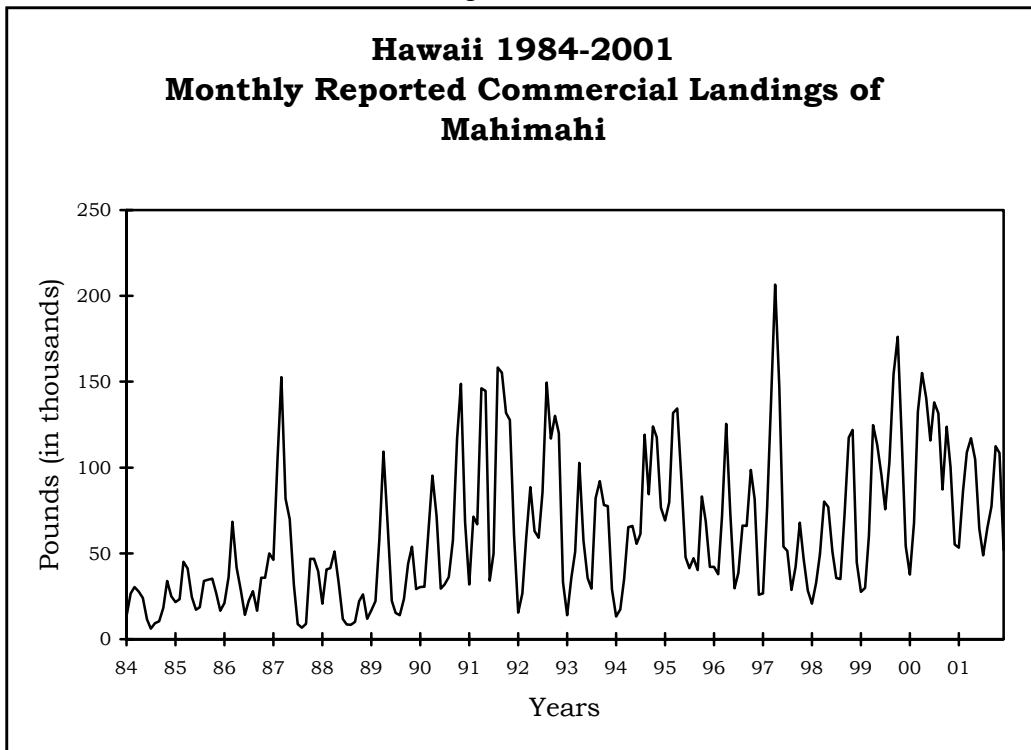


Figure V.4.7

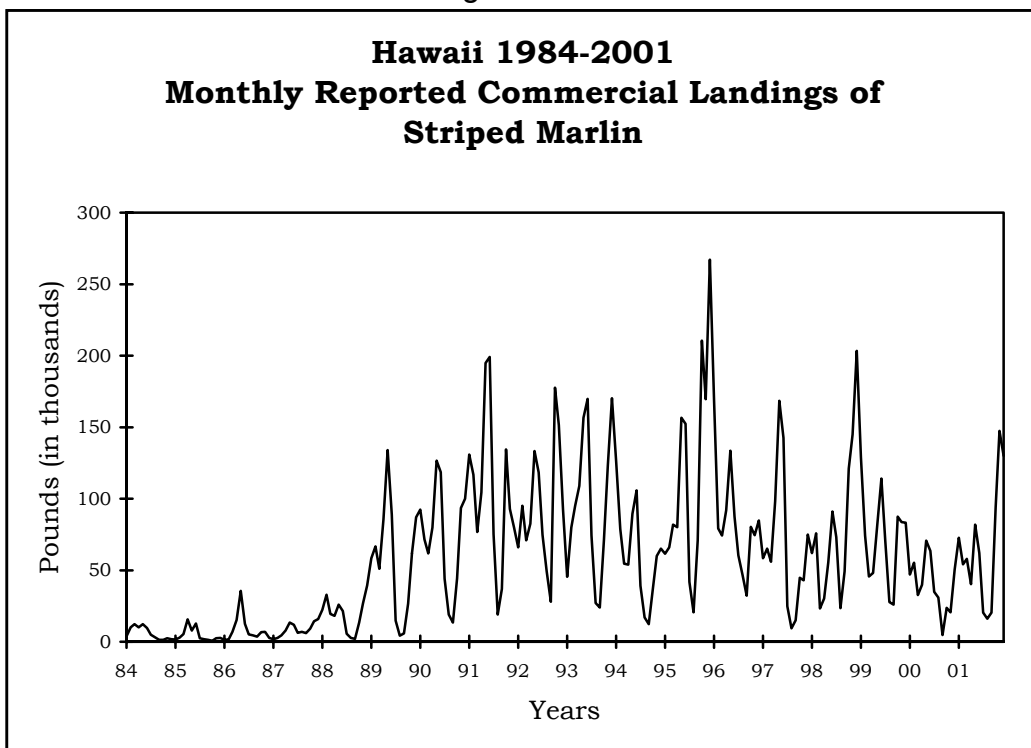


Figure V.4.8

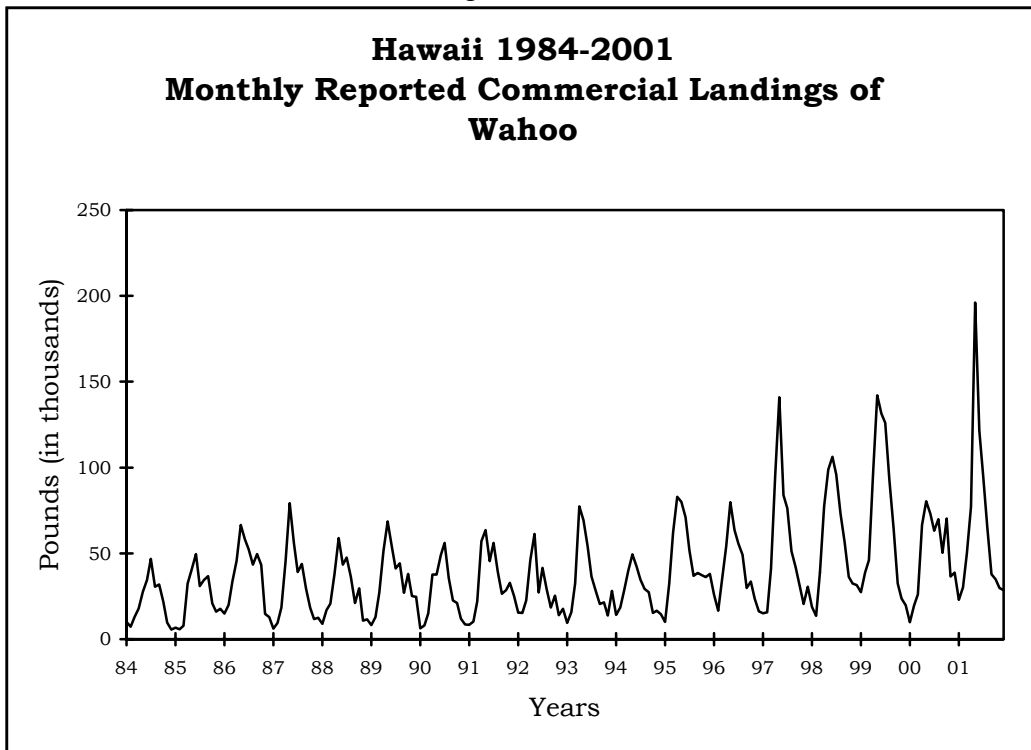


Figure V.4.9

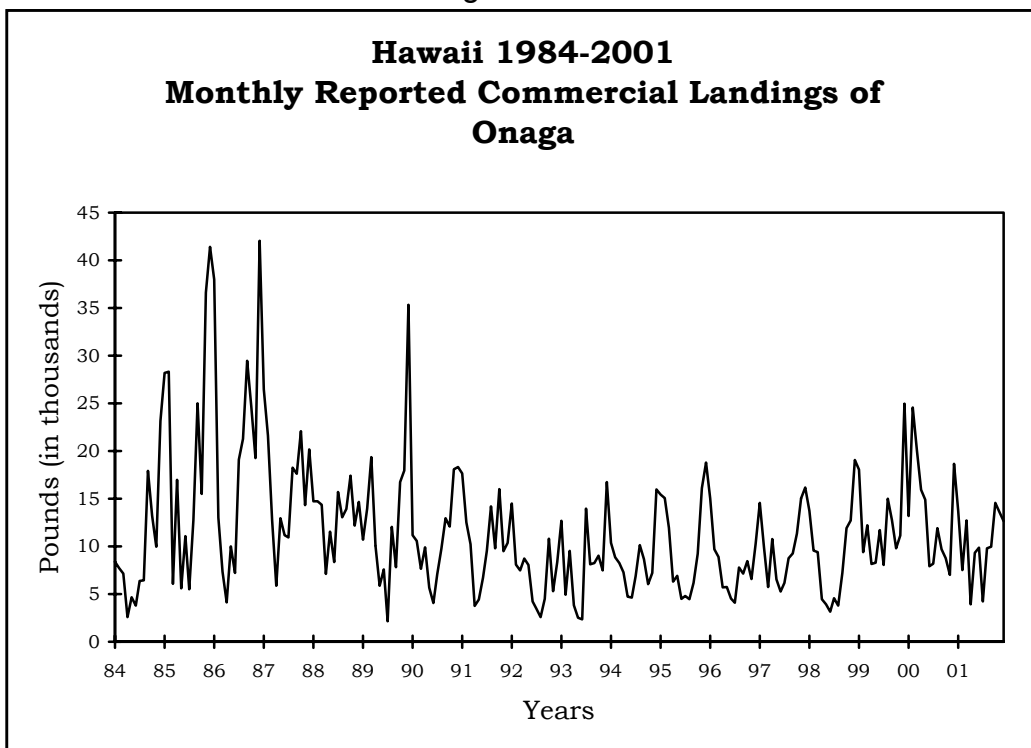


Figure V.4.10

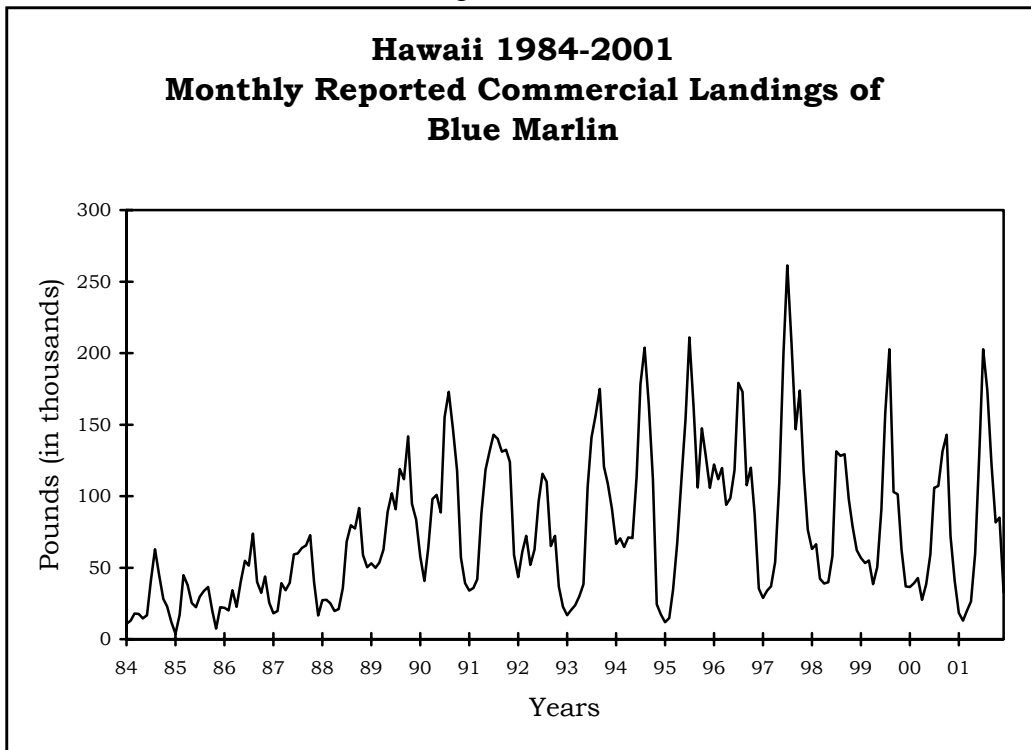


Figure V.4.11

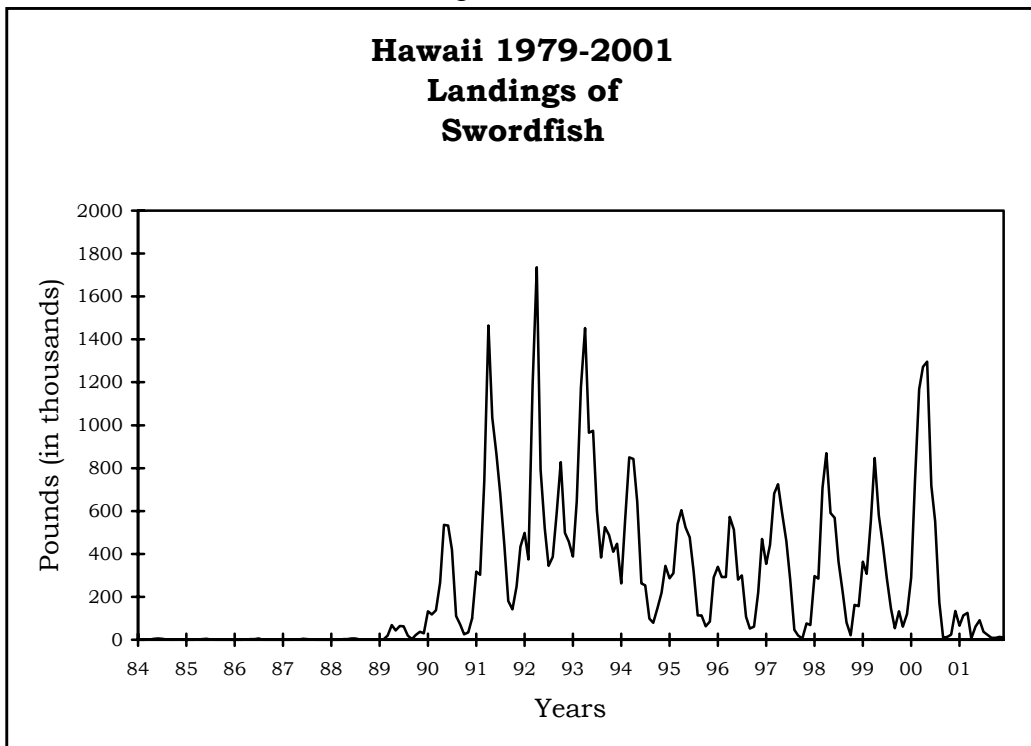


Figure V.4.12

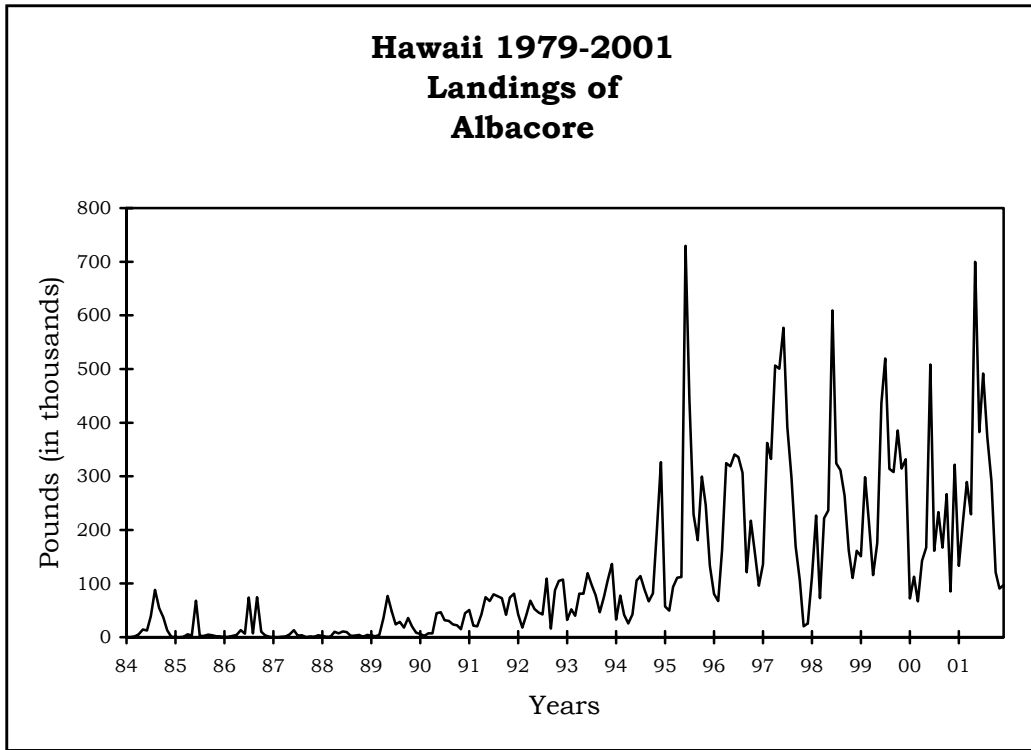


Figure V.4.13

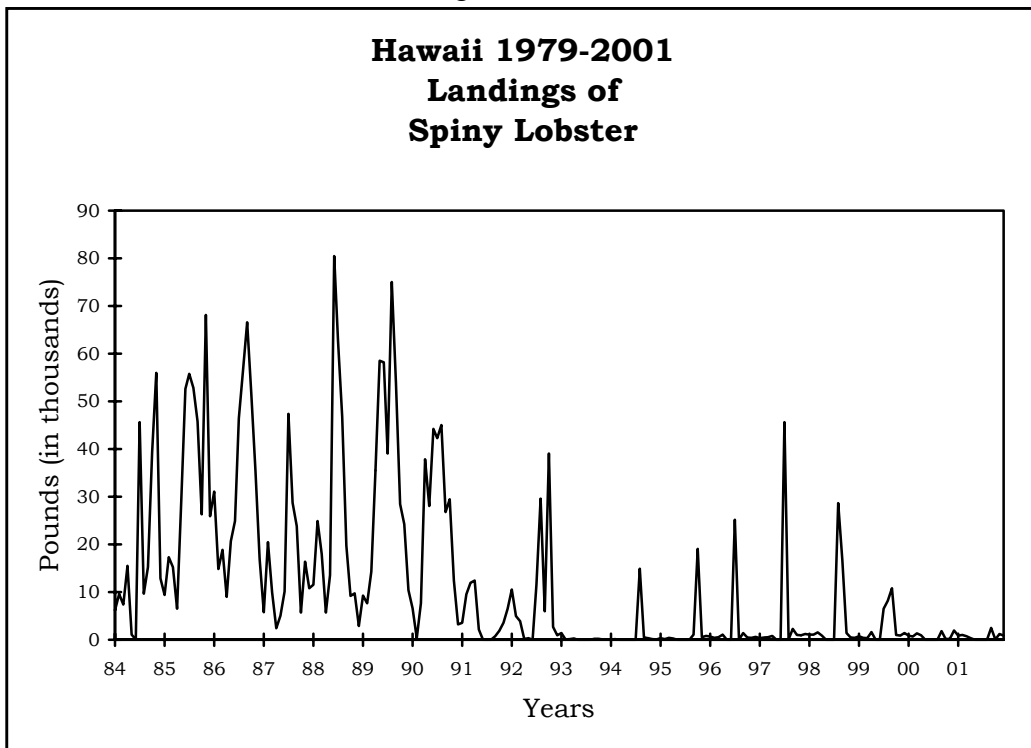


Figure V.4.14

