

STATE OF HAWAII 2002 FISHERY STATISTICS

Compiled by
Division of Aquatic Resources
and the
Western Pacific Fishery Information Network

June 2004

CONTENTS

	Page
Introduction	V.1
Data Collecting System	V.2
Data Processing System	V.3
Data Reporting System	V.3
Tables and Figures	V.7

LIST OF HAWAII SUMMARY TABLES

Table	Title	Page
V.1.1	Hawaii 2002 Reported Commercial Landings	V.7
V.1.2	Hawaii January 2002 Reported Commercial Landings	V.10
V.1.3	Hawaii February 2002 Reported Commercial Landings	V.12
V.1.4	Hawaii March 2002 Reported Commercial Landings	V.14
V.1.5	Hawaii April 2002 Reported Commercial Landings	V.16
V.1.6	Hawaii May 2002 Reported Commercial Landings	V.18
V.1.7	Hawaii June 2002 Reported Commercial Landings	V.20
V.1.8	Hawaii July 2002 Reported Commercial Landings	V.22
V.1.9	Hawaii August 2002 Reported Commercial Landings	V.24
V.1.10	Hawaii September 2002 Reported Commercial Landings	V.26
V.1.11	Hawaii October 2002 Reported Commercial Landings	V.28
V.1.12	Hawaii November 2002 Reported Commercial Landings	V.30
V.1.13	Hawaii December 2002 Reported Commercial Landings	V.32

LIST OF HAWAII FIGURES

Figure	Title	Page
V.1.1	Hawaii 2002 Fisheries Categories: Reported Commercial Landings of Pelagic, Bottom, Reef, and Other	V.34
V.1.2	Hawaii 2002 Monthly Reported Landings of Tunas, PMUS, and BMUS	V.34
V.1.3	Hawaii 2002 Monthly Reported Landings of Wahoo, Mahimahi, and Billfish	V.35
V.1.4	Hawaii 2002 Monthly Reported Landings of Skipjack, Bigeye, and Swordfish	V.35
V.1.5	Hawaii 2002 Monthly Reported Landings of Albacore, Yellowfin, and Other Tunas	V.36
V.2.1	Hawaii 1948-2002 Average Monthly Reported Landings of Tunas, PMUS, and BMUS	V.36
V.2.2	Hawaii 1948-2002 Average Monthly Reported Landings of Wahoo and Mahimahi	V.37
V.2.3	Hawaii 1948-2002 Average Monthly Reported Landings of Striped and Blue Marlin	V.37
V.2.4	Hawaii 1948-2002 Average Monthly Reported Landings of Skipjack Tuna, Bigeye Tuna, and Swordfish	V.38
V.2.5	Hawaii 1948-2002 Average Monthly Reported Landings of Opakapaka, Onaga, and Uku	V.38
V.2.6	Hawaii 1948-2002 Average Monthly Reported Landings of Albacore, Yellowfin and Other Tuna	V.39
V.2.7	Hawaii 1948-2002 Average Monthly Reported Landings of Bigeye and Mackerel Scad	V.39
V.2.8	Hawaii 1948-2002 Average Monthly Reported Landings of Spiny Lobster and Saltwater Shrimp	V.40
V.3.1	Hawaii 1979-2002 Annual Trend of Fisheries Categories: Reported Commercial Landings of Pelagic, Bottom, Reef, and Other	V.40
V.3.2	Hawaii 1948-2002 Annual Trends: Total Reported Commercial Landings	V.41
V.3.3	Hawaii 1948-2002 Annual Trends: Reported Commercial Landings of Tunas, PMUS, and BMUS Landings	V.41
V.3.4	Hawaii 1948-2002 Annual Trends: Reported Commercial Landings of Wahoo and Mahimahi	V.42
V.3.5	Hawaii 1948-2002 Annual Trends: Reported Commercial Landings of Albacore, Yellowfin, and Other Tunas	V.42
V.3.6	Hawaii 1948-2002 Annual Trends: Reported Commercial Landings of Skipjack, Bigeye, and Swordfish	V.43

LIST OF HAWAII FIGURES (cont.)

Figure	Title	Page
V.3.7	Hawaii 1948-2002 Annual Trends: Reported Commercial Landings of Striped and Blue Marlin	V.43
V.3.8	Hawaii 1948-2002 Annual Trends: Reported Commercial Landings of Opakapaka, Onaga, and Uku	V.44
V.3.9	Hawaii 1948-2002 Annual Trends: Reported Commercial Landings of Bigeye and Mackerel Scad	V.44
V.3.10	Hawaii 1948-2002 Annual Trends: Reported Commercial Landings of Spiny Lobster and Saltwater Shrimp	V.45
V.4.1	Hawaii 1986-2002 Monthly Reported Commercial Landings of Yellowfin Tuna	V.45
V.4.2	Hawaii 1986-2002 Monthly Reported Commercial Landings of Skipjack Tuna	V.46
V.4.3	Hawaii 1986-2002 Monthly Reported Commercial Landings of Bigeye Tuna	V.46
V.4.4	Hawaii 1986-2002 Monthly Reported Commercial Landings of Opakapaka	V.47
V.4.5	Hawaii 1986-2002 Monthly Reported Commercial Landings of Bigeye Scad	V.47
V.4.6	Hawaii 1986-2002 Monthly Reported Commercial Landings of Mahimahi	V.48
V.4.7	Hawaii 1986-2002 Monthly Reported Commercial Landings of Striped Marlin	V.48
V.4.8	Hawaii 1986-2002 Monthly Reported Commercial Landings of Wahoo	V.49
V.4.9	Hawaii 1986-2002 Monthly Reported Commercial Landings of Onaga	V.49
V.4.10	Hawaii 1986-2002 Monthly Reported Commercial Landings of Blue Marlin	V.50
V.4.11	Hawaii 1986-2002 Monthly Reported Commercial Landings of Swordfish	V.50
V.4.12	Hawaii 1986-2002 Monthly Reported Commercial Landings of Albacore	V.51
V.4.13	Hawaii 1986-2002 Monthly Reported Commercial Landings of Spiny Lobster	V.51
V.4.14	Hawaii 1986-2002 Monthly Reported Commercial Landings of Saltwater Shrimp	V.52

STATE OF HAWAII 2002 FISHERY STATISTICS

INTRODUCTION

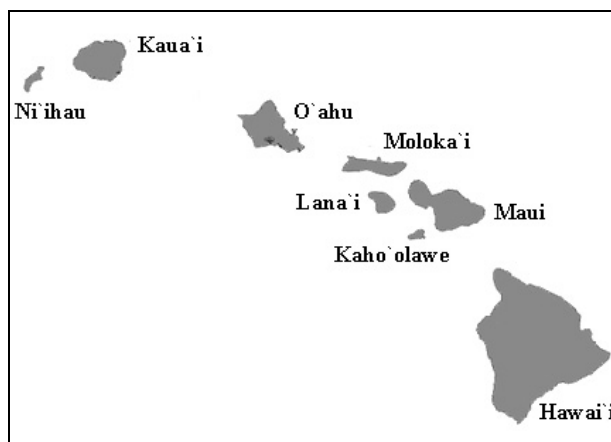
The Hawaiian Archipelago stretches northwestward over 1,500 miles.

Location: 19° N latitude, 155° W longitude to about 28° N latitude and 178° W longitude.

Islands: Hawaii, Maui, Lanai, Molokai, Oahu, Kauai, and Niihau (comprise over 99% of the total land area)

Population: 1.24 million (*The World Fact Book*, 2003)

Commercial Catch Breakdown (lbs):
over 82% on Oahu, about 14% on Hawaii, 1% on Kauai, 2% on Maui, and less than 1% on other islands



Hawaiian Islands; copied and modified from:
http://satftp.soest.hawaii.edu/space/hawaii/maps/All_Islands_map.710x509.gif;
SOEST Satlab Server

The Department of Land and Natural Resources' Hawaii Division of Aquatic Resources (HDAR) has been collecting statistics on Hawaii's commercial fisheries for over 50 years.

The fisheries of the State of Hawaii are quite diverse; they vary from shore-based algae harvesting by hand to large-vessel fisheries such as longlining and lobster fishing. There are several major fisheries: tuna fishing through various methods, lobster trapping, hook-and-line bottom fishing for the grouper-snapper-jack complex, net fishing for species such as the bigeye scad, and trolling for such pelagic species as marlin, wahoo, and mahimahi. In 2001, prohibitions were placed on landing shark fins without their associated carcasses and on making shallow-sets with longline gear to target swordfish. Since then, shark and swordfish catches have dropped dramatically, and longline effort has significantly shifted from swordfish to tunas. The number of swordfish-directed trips has declined from 319 in 1983 to 0 in 2002, and tuna-directed effort has increased from 458 in 1992 to 1,162 in 2002.

Commercial fishing (i.e., selling catches or providing charter fishing services) in Hawaii requires purchasing a commercial marine fishing license. In 2002, there were about 3,195 licensed commercial fishermen. The summary 2002 data provided in this document are current as of April 2004 and were created from a combination of fishery

reporting forms (including federal longline logbooks) and HDAR fisherman and dealer reporting forms processed through their Fisherman Reporting System (FRS) and Dealer Reporting System (DRS). It is believed to represent over 95% of what may eventually be submitted and processed.

DATA COLLECTING SYSTEM

All holders of a Commercial Marine License (CML) are required by state law to report on their fishing activity. In the past, catch and sales data were recorded on fishery reporting forms and processed in the FRS. In October 2002, HDAR implemented new forms that no longer required sales information reporting as a trade-off for requiring collection of improved catch, effort, and bycatch statistics. The FRS was modified to accommodate the new forms.

Sales information is now obtained directly from the DRS that HDAR implemented in 2000. Its coverage has grown, and it is a better representation of total commercial landings than the FRS.

Several different forms are used for data collection because of the diversity of fishing methods and the need to obtain specific information on some of these methods. The majority of commercial fishermen use the "Monthly Fishing Report," a replacement for the old General Fish Catch Report (C-3 Form). This form collects data on fishing catch and effort for each day, method, and area fished.

Information collected includes:

- Fisherman's name and commercial license number
- Boat's name and its registration/USCG number
- Month and year fished
- Day fished
- Charter trip (y/n)
- Buoy or area fished
- Fishing method
- Hours fished per method/Area
- Number of net sets
- Number of fishing lines, traps, or net length
- Port of landing
- Species name
- Number landed
- Pounds landed
- Number lost
- Number released

Other data collection forms include the Net, Trap and Dive Activity Report, Tuna Handline Trip Report, Deep Sea Handline Trip Report, Aku Boat Report, NWHI Bottomfish Trip Sales Report, and NWHI Bottomfish Trip Daily Log. Commercial collectors of tropical marine fish are required to have an aquarium permit in addition to their commercial marine license, and they are required to report monthly on the C-6 Aquarium Fish Catch Report. Aquarium fish catches, however, are not included in this report's statistics.

Some of the advantages of a mandatory fisherman reporting system are its relative efficiency, low cost, the potential for excellent percent coverage, and the amount of information that can be collected directly from the fishermen. The major disadvantage is that it places the responsibility for data recording and timely data submission on the fishermen.

The assumption is made that the data submitted by the fishermen are complete and accurate. The HDAR continually attempts to improve the quality of data and decrease the time delays in receiving and processing the data. No real measurement is available for what percent of the total commercial catch is actually reported to HDAR, but estimates have ranged from about 10% to over 99%, depending on the species and fishery. The overall percent coverage was probably over 80% in 2002.

DATA PROCESSING SYSTEM

When HDAR receives various data reporting forms, staff code and edit the data before keypunching. Forms that fail initial editing are returned to the fishermen for correction and resubmission, or minor problems may be cleared up with fishermen over the telephone. Delinquency notices are sent to fishermen who fall more than a few months behind in their reporting. Once the data are keypunched, HDAR staff use computer-generated reports to verify and correct errors in the database. When the database is considered to be reasonably complete and error free, it is ready for use in producing various summary catch reports.

DATA REPORTING SYSTEM

More than 150 marine species and species groups are recorded in HDAR's monthly landings reports, many of which are insignificant in the total catch. To help reduce this document's size and improve the usability of the tables, WPacFIN staff combined some of the less important species, reorganized the order of presentation, created a new species coding system, and translated all records in the database. The new coding system has 100 species and species groups based on flexible ecological and phylogenetic criteria. All of the commercially important pelagic and bottomfish species or unique species groups have individual codes and are reported separately. Marine pond catches are included in the species totals, but make up less than 0.4% of the total landings for each year.

The monthly and annual reports included in this document contain the common name, pounds caught, pounds sold, value rounded to the nearest dollar, and the average price per pound for each species. Each monthly report contains a subtotal for the sum of all species for that month. Several types of graphs are also included. Please note that some of the charts in this volume are new or modified from earlier volumes.

The following species, species groups, and abbreviations are used in the tables and graphs of Hawaii's fishery statistics:

Note: Many of the species included in this report have been re-categorized over the years. For example, the Magnuson Fishery Conservation and Management Act of 1976 was amended in 1992 to include tunas in the PMUS category. However, this FSWP volume will maintain the original species categorizations from previous volumes for comparative purposes. As such, tunas are kept in a separate category.

I. Pelagic Management Unit Species (PMUS)

Mahimahi (dolphin)	Wahoo
Blue Marlin	Black Marlin
Striped Marlin	Shortnose Spearfish
Sailfish	Broadbill Swordfish
Sharks	Billfish (misc.)

II. Bottomfish Management Unit Species (BMUS)

Deep Water Jacks (misc.)	Amberjack
Pig-lipped Ulua (jack)	White Ulua
Hawaiian Grouper	Blue-lined Snapper
Ehu (red snapper)	Gindai (flower snapper)
Kalekale (pink snapper)	Lehi (silverjaw snapper)
Onaga (long tailed snapper)	Opakapaka (pink snapper)
Uku (gray snapper)	Snappers

III. Billfish

Billfish	Blue Marlin
Black Marlin	Striped Marlin
Shortnose Spearfish	Sailfish
Broadbill Swordfish	

IV. Tunas

Other Tunas	Skipjack Tuna
Yellowfin Tuna	Albacore
Bigeye Tuna	

V. Other Tunas

Misc. Tunas
Frigate Tuna

Bluefin Tuna
Kawakawa

VI. Fisheries Categories

A. Pelagic Species

All PMUS and tuna species including the following:

Rainbow Runner	Barracuda
Japanese Mackerel	Frigate Tuna
Ocean Sunfish	Ocean Moonfish

B. Bottomfish

All BMUS plus the following:

Blue Crevally	Dobe Ulua
Paapaa Ulua	Blue Spot Grouper
Porgy	

C. Reef Fish

Reef Jacks (misc.)	Squirrelfish
Trumpetfish	Scorpionfish
Mountain Bass	Bigeyes
Cardinalfish	Goatfish
Rudderfish	Butterflyfish
Damselfish	Hawkfish
Tipapia	Wrasse
Parrotfish	Gobies
Surgeonfish-Tangs	Flounders
Triggerfish	Filefish
Pufferfish	

D. Other

Miscellaneous	Rays
Eels	Bigeye Scad (akule)
Mackerel scad (opelu)	Leatherback
Anchovy	Ten pounder

D.	Bonefish	Herring-sardine
	Other (cont.)	
	Milkfish	Flyingfish
	Needlefish	Halfbeaks
	Threadfin	Mullet
	Pomfret	Snake Mackerel
	Freshwater Fish	Spiny Lobster
	Slipper Lobster	Crabs
	Shrimp (freshwater)	Shrimp (saltwater)
	Octopus	Squid
	Limpets (saltwater)	Limpets (freshwater)
	Clams	Stoney Corals
	Precious Corals	Sea Urchins
	Sea Cucumbers	Sea Turtles
	Algae	

V.7

Table V.1.1

Hawaii 2002 Annual Reported Commercial Landings

Species	Caught	Sold	Value	Price/Lb.
Miscellaneous	4,221	4,221	\$9,652	\$2.29
Sharks	444,179	263,836	\$108,245	\$0.41
Eels	805	768	\$966	\$1.26
Alfonsin	11	11	\$32	\$2.81
Bigeye scad (akule)	607,943	315,939	\$583,098	\$1.85
Mackerel scad	325,636	249,347	\$465,568	\$1.87
Leatherback	800	302	\$458	\$1.52
Anchovy	8	-	\$0	\$0.00
Ten pounder	518	138	\$158	\$1.14
Bonefish	4,459	4,029	\$4,063	\$1.01
Herring/sardine	20	-	\$0	\$0.00
Milkfish	1,821	1,643	\$1,820	\$1.11
Flying fish	4	4	\$7	\$2.00
Needlefish	258	222	\$325	\$1.46
Halfbeaks	185	8	\$9	\$1.13
Threadfin	265	189	\$867	\$4.60
Mullet	9,360	7,614	\$24,544	\$3.22
Pomfret	501,498	489,797	\$675,062	\$1.38
Oilfish	204,063	203,342	\$289,760	\$1.43
Jacks (misc)	21,589	2,715	\$11,362	\$4.18
Amberjack	12,621	966	\$883	\$0.91
Blue crevally	6,514	5,835	\$9,938	\$1.70
Pig-lipped ulua	32,404	30,645	\$48,553	\$1.58
Dobe ulua	610	429	\$665	\$1.55
Paapaa ulua	4,181	3,214	\$6,669	\$2.08
White ulua	13,966	13,245	\$22,168	\$1.67
Black ulua	4,333	4,111	\$6,251	\$1.52
Hawaiian Grouper	39,202	37,540	\$153,801	\$4.10
Blue spot grouper	691	284	\$885	\$3.11
Snappers	2,436	2,352	\$6,601	\$2.81
Blue lined snapper	53,719	51,675	\$55,110	\$1.07
Ehu (red snapper)	29,747	29,359	\$122,152	\$4.16
Gindai (flower snapper)	5,152	4,428	\$13,525	\$3.05
Kalekale(pink snapper)	17,713	17,486	\$56,013	\$3.20
Lehi (silverjaw)	10,451	10,264	\$33,157	\$3.23
Onaga (red snapper)	135,958	135,245	\$739,032	\$5.46
Opakapaka (pink snapper)	158,063	154,310	\$765,599	\$4.96
Uku (gray snapper)	122,409	113,116	\$276,761	\$2.45
Snake Mackerel	1	1	\$1	\$1.00
Porgy	3,602	3,520	\$9,202	\$2.61
Reef jacks	133	48	\$141	\$2.96

Table V.1.1 (Cont.)

Species	Caught	Sold	Value	Price/Lb.
Squirrelfish	53,648	52,302	\$172,776	\$3.30
Trumpetfish	135	104	\$158	\$1.51
Scorpionfish	2,916	2,813	\$11,986	\$4.26
Mountain bass	5,473	3,706	\$11,202	\$3.02
Bigeyes	5,458	4,425	\$12,644	\$2.86
Cardinalfish	7	7	\$12	\$1.81
Goatfish	66,727	60,301	\$170,478	\$2.83
Rudderfish	32,101	27,209	\$28,582	\$1.05
Butterflyfish	323	317	\$254	\$0.80
Damselfish	1,676	1,069	\$1,954	\$1.83
Hawkfish	936	850	\$2,059	\$2.42
Tilapia	788	373	\$746	\$2.00
Wrasse	8,255	6,392	\$25,351	\$3.97
Parrotfish	50,097	49,760	\$126,177	\$2.54
Surgeon/tangs	133,228	133,228	\$183,409	\$1.38
Flounders	41	41	\$46	\$1.11
Triggerfish	124	67	\$98	\$1.48
Filefish	2,481	2,340	\$3,178	\$1.36
Pufferfish	2	-	\$0	\$0.00
Other Pelagic Fish	13,604	-	\$0	\$0.00
Rainbow runner	4,844	4,461	\$5,895	\$1.32
Mahimahi (dolphin)	1,384,783	1,373,237	\$2,622,808	\$1.91
Barracudas	22,837	20,024	\$19,424	\$0.97
Wahoo	694,379	659,078	\$1,450,684	\$2.20
Other Tunas	2,875	177	\$303	\$1.72
Skipjack tuna	1,179,098	954,979	\$1,215,948	\$1.27
Yellowfin tuna	2,780,909	2,626,869	\$5,956,136	\$2.27
Albacore	1,676,708	1,641,256	\$1,925,729	\$1.17
Bigeye tuna	10,784,597	10,631,179	\$28,470,485	\$2.68
Kawakawa	12,646	9,024	\$8,952	\$0.99
Blue Fin Tuna	3,274	1,645	\$10,192	\$6.20
Frigate tuna	158	108	\$163	\$1.51
Other Billfish	6,978	98	\$147	\$1.50
Broadbill swordfish	726,027	707,787	\$1,381,363	\$1.95
Blue marlin	1,046,843	873,809	\$1,018,654	\$1.17
Black marlin	41,806	8,077	\$9,382	\$1.16
Striped marlin	623,873	613,840	\$982,496	\$1.60
Shortnose spearfish	327,891	313,797	\$269,151	\$0.86
Sailfish	21,491	11,002	\$15,415	\$1.40
Ocean sunfish	3,063	72	\$19	\$0.26
Ocean moonfish	930,704	912,187	\$1,219,467	\$1.34
Belt Fish	144	-	\$0	\$0.00
Spiny lobster	10,308	9,560	\$121,435	\$12.70

V.9

Table V.1.1 (Cont.)

Species	Caught	Sold	Value	Price/Lb.
Slipper lobster	91	58	\$496	\$8.52
Crabs	21,070	15,556	\$64,961	\$4.18
Shrimp (freshwater)	40	-	\$0	\$0.00
Shrimp (saltwater)	3,656	675	\$4,950	\$7.33
Octopus	27,694	26,715	\$77,754	\$2.91
Squid	3,675	2,228	\$5,529	\$2.48
Limpets (saltwater)	13,939	9,404	\$71,107	\$7.56
Limpets (freshwater)	28	28	\$110	\$4.00
Precious corals	11,226	3,936	\$108,240	\$27.50
Sea urchins	43	22	\$45	\$2.05
Sea cucumbers	225	196	\$699	\$3.56
Algae	9,569	8,807	\$57,551	\$6.53
TOTAL	25,537,062	23,947,386	\$52,349,900	\$2.19

V.10

Table V.1.2

Hawaii January 2002 Reported Commercial Landings

Species	Caught	Sold	Value	Price/Lb.
Miscellaneous	295	295	811	\$2.75
Sharks	86,748	36,585	11,923	\$0.33
Eels	52	52	69	\$1.33
Bigeye scad (akule)	92,100	31,702	54,667	\$1.72
Mackerel scad	15,257	9,723	19,383	\$1.99
Leatherback	44	32	39	\$1.24
Ten pounder	6	4	4	\$1.00
Bonfish	149	149	183	\$1.22
Milkfish	8	8	8	\$1.00
Needlefish	13	12	13	\$1.10
Halfbeaks	4	4	5	\$1.26
Threadfin	19	19	117	\$6.08
Mullet	224	35	124	\$3.60
Pomfret	27,117	27,117	42,493	\$1.57
Oilfish	24,158	23,493	21,438	\$0.91
Jacks (misc)	1,285	41	36	\$0.89
Amberjack	1,184	24	36	\$1.50
Blue crevally	312	312	557	\$1.79
Pig-lipped ulua	455	292	839	\$2.87
Dobe ulua	19	19	37	\$2.00
Paapaa ulua	232	232	479	\$2.07
White ulua	1,035	1,035	1,692	\$1.64
Black ulua	187	53	122	\$2.32
Hawaiian Grouper	1,078	1,078	5,025	\$4.66
Blue spot grouper	21	8	25	\$3.13
Snappers	122	91	294	\$3.24
Blue lined snapper	4,125	4,125	4,145	\$1.01
Ehu (red snapper)	2,419	2,415	10,934	\$4.53
Gindai (flower snapper)	230	192	655	\$3.42
Kalekale(pink snapper)	2,121	2,121	6,702	\$3.16
Lehi (silverjaw)	2,313	2,313	8,069	\$3.49
Onaga (red snapper)	10,442	10,442	64,598	\$6.19
Opakapaka (pink snapper)	16,329	16,329	85,159	\$5.22
Uku (gray snapper)	7,279	5,989	19,535	\$3.26
Porgy	388	388	888	\$2.29
Squirrelfish	5,010	4,914	16,144	\$3.29
Trumpetfish	42	42	68	\$1.64
Scorpionfish	254	254	1,106	\$4.36
Mountain bass	639	293	984	\$3.35
Bigeyes	531	379	810	\$2.14
Goatfish	3,232	3,073	11,432	\$3.72
Rudderfish	555	304	380	\$1.25
Butterflyfish	11	11	5	\$0.50
Damselfish	171	61	106	\$1.73
Hawkfish	43	43	98	\$2.28

V.11

Table V.1.2 (Cont.)

Species	Caught	Sold	Value	Price/Lb.
Wrasse	755	713	3,237	\$4.54
Parrotfish	5,905	5,905	14,923	\$2.53
Surgeon/tangs	14,521	14,521	19,934	\$1.37
Filefish	227	216	314	\$1.46
Other Pelagic Fish	769	-	-	\$0.00
Rainbow runner	259	222	318	\$1.43
Mahimahi (dolphin)	63,671	59,005	126,674	\$2.15
Barracudas	1,469	1,179	1,644	\$1.39
Wahoo	31,823	29,094	76,587	\$2.63
Other Tunas	42	24	40	\$1.65
Skipjack tuna	53,564	47,971	78,932	\$1.65
Yellowfin tuna	169,901	152,137	362,947	\$2.39
Albacore	33,764	26,282	63,042	\$2.40
Bigeye tuna	792,366	789,291	2,457,332	\$3.11
Kawakawa	984	729	539	\$0.74
Blue Fin Tuna	604	-	-	\$0.00
Frigate tuna	12	-	-	\$0.00
Other Billfish	1,440	-	-	\$0.00
Broadbill swordfish	34,666	32,176	85,627	\$2.66
Blue marlin	65,520	37,766	54,849	\$1.45
Black marlin	462	462	775	\$1.68
Striped marlin	89,690	89,690	140,983	\$1.57
Shortnose spearfish	24,163	22,374	22,390	\$1.00
Sailfish	1,824	296	278	\$0.94
Ocean sunfish	1,495	-	-	\$0.00
Ocean moonfish	63,213	61,818	93,655	\$1.52
Belt Fish	48	-	-	\$0.00
Spiny lobster	1,500	1,500	18,678	\$12.45
Slipper lobster	7	7	53	\$7.65
Crabs	1,592	1,045	4,292	\$4.11
Shrimp (saltwater)	110	-	-	\$0.00
Octopus	1,334	1,334	3,928	\$2.94
Squid	3	1	1	\$1.26
Limpets (saltwater)	1,382	1,012	4,885	\$4.82
Limpets (freshwater)	10	10	39	\$4.00
Sea urchins	9	-	-	\$0.00
Algae	524	434	2,142	\$4.94
TOTAL	1,767,882	1,563,313	4,031,276	\$2.58

V.12

Table V.1.3

Hawaii February 2002 Reported Commercial Landings

Species	Caught	Sold	Value	Price/Lb.
Miscellaneous	452	452	\$967	\$2.14
Sharks	31,879	26,638	\$10,195	\$0.38
Eels	46	46	\$58	\$1.25
Bigeye scad (akule)	13,500	13,500	\$28,258	\$2.09
Mackerel scad	18,575	18,575	\$22,821	\$1.23
Leatherback	67	5	\$5	\$1.00
Ten pounder	21	20	\$20	\$1.00
Bonefish	50	50	\$72	\$1.44
Milkfish	489	489	\$440	\$0.90
Needlefish	43	43	\$67	\$1.56
Halfbeaks	4	4	\$4	\$1.00
Threadfin	56	56	\$174	\$3.09
Mullet	202	59	\$239	\$4.04
Pomfret	33,304	33,304	\$48,906	\$1.47
Oilfish	26,183	26,183	\$36,125	\$1.38
Jacks (misc)	1,081	56	\$136	\$2.45
Amberjack	1,371	51	\$81	\$1.59
Blue crevally	838	838	\$1,263	\$1.51
Pig-lipped ulua	2,896	2,882	\$6,511	\$2.26
Dobe ulua	31	11	\$19	\$1.80
Paapaa ulua	263	263	\$518	\$1.97
White ulua	987	987	\$1,579	\$1.60
Black ulua	127	127	\$271	\$2.13
Hawaiian Grouper	1,825	1,825	\$7,846	\$4.30
Blue spot grouper	51	5	\$24	\$4.50
Snappers	101	101	\$350	\$3.45
Blue lined snapper	3,936	3,505	\$3,727	\$1.06
Ehu (red snapper)	2,381	2,381	\$10,761	\$4.52
Gindai (flower snapper)	247	239	\$884	\$3.70
Kalekale(pink snapper)	1,630	1,630	\$5,697	\$3.50
Lehi (silverjaw)	1,950	1,950	\$6,697	\$3.44
Onaga (red snapper)	15,101	14,626	\$76,582	\$5.24
Opakapaka (pink snapper)	12,117	12,117	\$63,978	\$5.28
Uku (gray snapper)	7,785	6,445	\$18,861	\$2.93
Porgy	301	301	\$747	\$2.48
Squirrelfish	3,037	3,037	\$8,438	\$2.78
Scorpionfish	306	306	\$1,321	\$4.31
Mountain bass	208	98	\$457	\$4.65
Bigeyes	190	190	\$522	\$2.75
Goatfish	3,739	3,688	\$11,739	\$3.18
Rudderfish	3,419	609	\$901	\$1.48

V.13

Table V.1.3 (Cont.)

Species	Caught	Sold	Value	Price/Lb.
Butterflyfish	13	13	\$7	\$0.50
Damselfish	43	43	\$79	\$1.85
Hawkfish	30	30	\$77	\$2.54
Tilapia	85	-	\$0	\$0.00
Wrasse	680	575	\$2,912	\$5.07
Parrotfish	3,325	3,325	\$8,151	\$2.45
Surgeon/tangs	8,352	8,352	\$11,273	\$1.35
Flounders	3	3	\$3	\$1.00
Filefish	248	248	\$365	\$1.48
Other Pelagic Fish	1,394	-	\$0	\$0.00
Rainbow runner	327	272	\$362	\$1.33
Mahimahi (dolphin)	75,641	74,736	\$162,914	\$2.18
Barracudas	1,203	846	\$818	\$0.97
Wahoo	30,925	30,925	\$88,769	\$2.87
Other Tunas	99	-	\$0	\$0.00
Skipjack tuna	29,781	23,766	\$47,418	\$2.00
Yellowfin tuna	270,481	248,495	\$486,820	\$1.96
Albacore	45,663	40,836	\$82,425	\$2.02
Bigeye tuna	854,970	854,814	\$2,534,301	\$2.96
Kawakawa	675	556	\$409	\$0.74
Blue Fin Tuna	302	183	\$941	\$5.14
Frigate tuna	2	-	\$0	\$0.00
Other Billfish	1,530	-	\$0	\$0.00
Broadbill swordfish	124,318	123,545	\$253,362	\$2.05
Blue marlin	82,913	66,117	\$91,951	\$1.39
Black marlin	1,165	1,165	\$2,022	\$1.74
Striped marlin	64,529	64,529	\$108,619	\$1.68
Shortnose spearfish	30,774	30,472	\$26,326	\$0.86
Sailfish	1,238	397	\$454	\$1.14
Ocean moonfish	47,354	46,007	\$94,480	\$2.05
Belt Fish	48	-	\$0	\$0.00
Spiny lobster	871	871	\$10,997	\$12.62
Slipper lobster	7	4	\$40	\$11.30
Crabs	1,399	841	\$3,109	\$3.70
Shrimp (saltwater)	347	78	\$571	\$7.32
Octopus	1,976	1,976	\$5,584	\$2.83
Limpets (saltwater)	731	499	\$4,645	\$9.31
Algae	946	946	\$3,694	\$3.91
TOTAL	1,875,176	1,803,156	\$4,412,154	\$2.45

V.14

Table V.1.4

Hawaii March 2002 Reported Commercial Landings

Species	Caught	Sold	Value	Price/Lb.
Miscellaneous	145	145	\$414	\$2.86
Sharks	31,400	26,650	\$15,556	\$0.58
Eels	87	87	\$94	\$1.08
Bigeye scad (akule)	41,463	18,427	\$36,512	\$1.98
Mackerel scad	26,226	16,097	\$32,546	\$2.02
Leatherback	41	35	\$52	\$1.47
Ten pounder	34	34	\$36	\$1.05
Bonfish	1,403	1,403	\$1,405	\$1.00
Milkfish	438	357	\$354	\$0.99
Needlefish	14	4	\$6	\$1.50
Threadfin	25	20	\$85	\$4.22
Mullet	1,217	830	\$2,848	\$3.43
Pomfret	54,345	54,345	\$72,750	\$1.34
Oilfish	24,552	24,552	\$36,260	\$1.48
Jacks (misc)	2,422	22	\$58	\$2.64
Amberjack	1,034	77	\$103	\$1.34
Blue crevally	513	513	\$899	\$1.75
Pig-lipped ulua	3,162	2,856	\$6,226	\$2.18
Dobe ulua	60	60	\$105	\$1.75
Paapaa ulua	531	383	\$685	\$1.79
White ulua	1,912	1,912	\$3,023	\$1.58
Black ulua	1,521	1,521	\$2,005	\$1.32
Hawaiian Grouper	3,196	3,057	\$14,022	\$4.59
Blue spot grouper	106	21	\$76	\$3.68
Snappers	139	121	\$420	\$3.48
Blue lined snapper	5,421	5,421	\$5,586	\$1.03
Ehu (red snapper)	3,192	3,192	\$14,012	\$4.39
Gindai (flower snapper)	549	468	\$1,838	\$3.93
Kalekale(pink snapper)	1,997	1,997	\$8,222	\$4.12
Lehi (silverjaw)	1,357	1,355	\$4,699	\$3.47
Onaga (red snapper)	13,480	13,480	\$81,085	\$6.02
Opakapaka (pink snapper)	14,400	14,400	\$83,246	\$5.78
Uku (gray snapper)	9,665	9,368	\$27,459	\$2.93
Porgy	263	263	\$687	\$2.61
Squirrelfish	4,164	3,912	\$12,823	\$3.28
Trumpetfish	16	-	\$0	\$0.00
Scorpionfish	246	246	\$1,107	\$4.50
Mountain bass	246	89	\$285	\$3.19
Bigeyes	445	269	\$712	\$2.65
Goatfish	8,532	8,532	\$23,111	\$2.71
Rudderfish	819	818	\$975	\$1.19

V.15

Table V.1.4 (Cont.)

Species	Caught	Sold	Value	Price/Lb.
Butterflyfish	8	8	\$4	\$0.50
Damselfish	92	6	\$13	\$2.15
Hawkfish	108	91	\$208	\$2.28
Tilapia	55	-	\$0	\$0.00
Wrasse	798	522	\$2,655	\$5.09
Parrotfish	4,724	4,724	\$12,302	\$2.60
Surgeon/tangs	10,622	10,622	\$14,429	\$1.36
Triggerfish	65	65	\$98	\$1.50
Filefish	325	277	\$382	\$1.38
Other Pelagic Fish	481	-	\$0	\$0.00
Rainbow runner	236	236	\$363	\$1.54
Mahimahi (dolphin)	140,070	140,070	\$267,538	\$1.91
Barracudas	1,570	1,570	\$1,947	\$1.24
Wahoo	52,676	49,428	\$139,458	\$2.82
Other Tunas	81	5	\$6	\$1.25
Skipjack tuna	11,263	5,964	\$8,773	\$1.47
Yellowfin tuna	194,600	187,721	\$457,532	\$2.44
Albacore	96,266	96,266	\$150,273	\$1.56
Bigeye tuna	847,830	817,294	\$2,605,324	\$3.19
Kawakawa	731	594	\$510	\$0.86
Blue Fin Tuna	271	271	\$2,791	\$10.30
Frigate tuna	15	-	\$0	\$0.00
Other Billfish	180	-	\$0	\$0.00
Broadbill swordfish	59,429	55,521	\$102,701	\$1.85
Blue marlin	81,527	61,249	\$85,973	\$1.40
Black marlin	298	298	\$406	\$1.36
Striped marlin	70,150	70,150	\$115,510	\$1.65
Shortnose spearfish	48,190	48,190	\$35,736	\$0.74
Sailfish	1,827	552	\$574	\$1.04
Ocean sunfish	65	-	\$0	\$0.00
Ocean moonfish	54,902	54,902	\$101,821	\$1.85
Spiny lobster	995	995	\$11,455	\$11.52
Slipper lobster	22	22	\$188	\$8.46
Crabs	2,132	1,447	\$5,556	\$3.84
Shrimp (saltwater)	697	153	\$1,076	\$7.03
Octopus	2,200	2,200	\$6,531	\$2.97
Limpets (saltwater)	1,152	896	\$5,457	\$6.09
Precious corals	370	-	\$0	\$0.00
Sea cucumbers	3	-	\$0	\$0.00
Algae	1,609	1,255	\$5,302	\$4.22
TOTAL	1,949,411	1,830,900	\$4,635,275	\$2.53

Table V.1.5

Hawaii April 2002 Reported Commercial Landings

Species	Caught	Sold	Value	Price/Lb.
Miscellaneous	384	384	\$746	\$1.95
Sharks	29,114	25,145	\$10,864	\$0.43
Eels	5	5	\$6	\$1.25
Bigeye scad (akule)	80,759	38,612	\$66,611	\$1.73
Mackerel scad	20,284	12,783	\$25,779	\$2.02
Leatherback	26	26	\$50	\$1.97
Ten pounder	41	41	\$41	\$1.00
Bonefish	1,553	1,553	\$1,450	\$0.93
Milkfish	330	330	\$398	\$1.20
Flying fish	1	1	\$2	\$2.00
Threadfin	28	4	\$19	\$5.50
Mullet	440	285	\$966	\$3.39
Pomfret	30,202	30,202	\$40,543	\$1.34
Oilfish	14,120	14,120	\$27,936	\$1.98
Jacks (misc)	2,350	117	\$156	\$1.33
Amberjack	2,116	116	\$116	\$1.00
Blue crevally	469	469	\$613	\$1.31
Pig-lipped ulua	1,970	1,734	\$2,990	\$1.72
Dobe ulua	151	151	\$276	\$1.84
Paapaa ulua	212	212	\$433	\$2.04
White ulua	588	588	\$828	\$1.41
Black ulua	134	134	\$277	\$2.07
Hawaiian Grouper	3,048	3,048	\$13,008	\$4.27
Blue spot grouper	106	41	\$157	\$3.86
Snappers	213	183	\$676	\$3.69
Blue lined snapper	5,189	5,189	\$5,523	\$1.06
Ehu (red snapper)	4,303	4,303	\$15,778	\$3.67
Gindai (flower snapper)	460	460	\$1,434	\$3.12
Kalekale(pink snapper)	2,278	2,278	\$6,813	\$2.99
Lehi (silverjaw)	1,270	1,254	\$3,780	\$3.02
Onaga (red snapper)	13,540	13,540	\$67,925	\$5.02
Opakapaka (pink snapper)	17,501	17,501	\$83,846	\$4.79
Uku (gray snapper)	9,298	9,172	\$23,170	\$2.53
Porgy	120	120	\$333	\$2.78
Reef jacks	5	5	\$14	\$3.00
Squirrelfish	5,313	5,313	\$17,771	\$3.35
Trumpetfish	8	-	\$0	\$0.00
Scorpionfish	326	271	\$1,203	\$4.44
Mountain bass	1,829	1,829	\$4,604	\$2.52
Bigeyes	407	407	\$1,117	\$2.75
Goatfish	6,480	5,288	\$15,122	\$2.86

Table V.1.5 (Cont.)

Species	Caught	Sold	Value	Price/Lb.
Rudderfish	2,726	2,726	\$3,476	\$1.28
Butterflyfish	14	9	\$7	\$0.76
Damselfish	169	72	\$158	\$2.21
Hawkfish	136	136	\$330	\$2.42
Wrasse	1,190	579	\$1,651	\$2.85
Parrotfish	4,651	4,352	\$11,897	\$2.73
Surgeon/tangs	13,193	13,193	\$18,068	\$1.37
Triggerfish	17	-	\$0	\$0.00
Filefish	404	404	\$549	\$1.36
Other Pelagic Fish	1,250	-	\$0	\$0.00
Rainbow runner	207	207	\$268	\$1.30
Mahimahi (dolphin)	230,371	230,371	\$360,155	\$1.56
Barracudas	1,718	1,468	\$1,780	\$1.21
Wahoo	62,392	62,392	\$138,401	\$2.22
Other Tunas	59	59	\$133	\$2.26
Skipjack tuna	41,953	32,541	\$47,397	\$1.46
Yellowfin tuna	277,986	210,983	\$388,792	\$1.84
Albacore	212,220	211,306	\$286,244	\$1.35
Bigeye tuna	786,906	786,906	\$2,146,677	\$2.73
Kawakawa	1,648	1,460	\$1,570	\$1.08
Frigate tuna	5	-	\$0	\$0.00
Other Billfish	180	-	\$0	\$0.00
Broadbill swordfish	84,152	84,152	\$163,297	\$1.94
Blue marlin	66,778	60,348	\$81,079	\$1.34
Black marlin	1,964	1,964	\$2,259	\$1.15
Striped marlin	58,975	58,975	\$112,386	\$1.91
Shortnose spearfish	30,751	30,616	\$25,024	\$0.82
Sailfish	1,356	1,162	\$1,434	\$1.23
Ocean sunfish	65	6	\$1	\$0.10
Ocean moonfish	67,545	67,545	\$95,666	\$1.42
Spiny lobster	3,355	3,242	\$42,536	\$13.12
Slipper lobster	3	3	\$31	\$9.32
Crabs	4,051	2,253	\$10,188	\$4.52
Shrimp (saltwater)	347	45	\$360	\$8.00
Octopus	1,587	1,587	\$4,655	\$2.93
Squid	35	21	\$53	\$2.50
Limpets (saltwater)	2,280	330	\$2,516	\$7.62
Precious corals	1,840	-	\$0	\$0.00
Sea cucumbers	60	60	\$210	\$3.50
Algae	807	705	\$2,899	\$4.11
TOTAL	2,222,312	2,069,383	\$4,395,520	\$2.12

Table V.1.6

Hawaii May 2002 Reported Commercial Landings

Species	Caught	Sold	Value	Price/Lb.
Miscellaneous	322	322	\$708	\$2.20
Sharks	25,932	22,718	\$8,551	\$0.38
Eels	68	68	\$78	\$1.14
Bigeye scad (akule)	42,506	24,143	\$45,538	\$1.89
Mackerel scad	14,745	9,929	\$19,973	\$2.01
Leatherback	160	113	\$139	\$1.24
Ten pounder	191	5	\$5	\$1.00
Bonfish	390	163	\$202	\$1.24
Milkfish	25	25	\$50	\$2.00
Flying fish	3	3	\$5	\$2.00
Needlefish	9	7	\$9	\$1.38
Halfbeaks	177	-	\$0	\$0.00
Threadfin	67	27	\$142	\$5.25
Mullet	1,125	1,090	\$3,549	\$3.26
Pomfret	29,426	26,637	\$43,524	\$1.63
Oilfish	16,256	16,256	\$26,688	\$1.64
Jacks (misc)	4,138	204	\$353	\$1.73
Amberjack	2,045	18	\$27	\$1.50
Blue crevally	272	272	\$392	\$1.44
Pig-lipped ulua	1,808	1,808	\$1,994	\$1.10
Dobe ulua	6	6	\$11	\$2.00
Paapaa ulua	358	358	\$703	\$1.96
White ulua	1,051	1,051	\$1,938	\$1.84
Black ulua	1,071	1,071	\$1,617	\$1.51
Hawaiian Grouper	3,412	2,645	\$11,605	\$4.39
Blue spot grouper	121	97	\$298	\$3.09
Snappers	238	238	\$866	\$3.64
Blue lined snapper	5,302	5,302	\$5,687	\$1.07
Ehu (red snapper)	2,747	2,747	\$10,850	\$3.95
Gindai (flower snapper)	498	498	\$1,618	\$3.25
Kalekale (pink snapper)	1,064	1,013	\$2,950	\$2.91
Lehi (silverjaw)	310	256	\$790	\$3.09
Onaga (red snapper)	5,028	5,028	\$32,635	\$6.49
Opakapaka (pink snapper)	9,854	9,854	\$54,436	\$5.52
Uku (gray snapper)	16,639	16,625	\$46,007	\$2.77
Porgy	133	133	\$360	\$2.72
Reef jacks	27	23	\$68	\$3.00
Squirrelfish	5,461	4,506	\$15,412	\$3.42
Trumpetfish	17	17	\$24	\$1.44
Scorpionfish	237	218	\$947	\$4.34
Mountain bass	313	83	\$204	\$2.45
Bigeyes	143	143	\$217	\$1.52
Goatfish	6,396	5,077	\$13,752	\$2.71
Rudderfish	2,816	2,132	\$2,238	\$1.05

V.19

Table V.1.6 (Cont.)

Species	Caught	Sold	Value	Price/Lb.
Butterflyfish	61	61	\$121	\$1.98
Damselfish	93	33	\$69	\$2.07
Hawkfish	142	142	\$333	\$2.35
Wrasse	554	388	\$951	\$2.45
Parrotfish	3,994	3,994	\$10,159	\$2.54
Surgeon/tangs	8,180	8,180	\$11,222	\$1.37
Flounders	3	3	\$3	\$1.00
Triggerfish	2	2	\$1	\$0.50
Filefish	361	279	\$348	\$1.24
Other Pelagic Fish	2,211	-	\$0	\$0.00
Rainbow runner	423	383	\$506	\$1.32
Mahimahi (dolphin)	83,748	83,748	\$202,774	\$2.42
Barracudas	4,714	4,498	\$3,468	\$0.77
Wahoo	125,756	111,087	\$175,922	\$1.58
Other Tunas	1,246	45	\$63	\$1.39
Skipjack tuna	66,347	51,651	\$52,433	\$1.02
Yellowfin tuna	303,480	263,721	\$503,517	\$1.91
Albacore	321,932	313,306	\$276,170	\$0.88
Bigeye tuna	725,763	725,763	\$1,885,335	\$2.60
Kawakawa	1,622	666	\$685	\$1.03
Blue Fin Tuna	1,191	1,191	\$6,460	\$5.42
Frigate tuna	7	-	\$0	\$0.00
Other Billfish	948	-	\$0	\$0.00
Broadbill swordfish	126,167	126,167	\$202,411	\$1.60
Blue marlin	107,627	93,863	\$86,410	\$0.92
Black marlin	1,534	1,534	\$1,296	\$0.85
Striped marlin	75,083	74,593	\$83,908	\$1.12
Shortnose spearfish	35,438	34,658	\$19,092	\$0.55
Sailfish	766	444	\$242	\$0.54
Ocean moonfish	73,582	68,432	\$110,136	\$1.61
Crabs	616	517	\$1,718	\$3.32
Shrimp (saltwater)	639	76	\$584	\$7.68
Octopus	1,573	1,573	\$4,029	\$2.56
Squid	89	62	\$165	\$2.69
Limpets (saltwater)	957	558	\$4,476	\$8.02
Limpets (freshwater)	18	18	\$71	\$4.00
Precious corals	1,960	-	\$0	\$0.00
Algae	1,047	1,047	\$22,860	\$21.83
TOTAL	2,282,777	2,135,606	\$4,025,097	\$1.88

Table V.1.7

Hawaii June 2002 Reported Commercial Landings

Species	Caught	Sold	Value	Price/Lb.
Miscellaneous	288	288	\$652	\$2.26
Sharks	29,755	11,611	\$5,177	\$0.45
Eels	149	149	\$176	\$1.18
Bigeye scad (akule)	85,997	32,174	\$57,072	\$1.77
Mackerel scad	14,504	11,003	\$22,690	\$2.06
Leatherback	9	2	\$2	\$1.19
Ten pounder	72	-	\$0	\$0.00
Bonefish	48	11	\$14	\$1.23
Milkfish	71	70	\$77	\$1.11
Mullet	1,157	1,051	\$3,368	\$3.21
Pomfret	48,981	46,009	\$60,926	\$1.32
Oilfish	11,308	11,308	\$22,224	\$1.97
Jacks (misc)	2,382	165	\$274	\$1.66
Amberjack	599	33	\$50	\$1.50
Blue crevally	363	363	\$708	\$1.95
Pig-lipped ulua	2,562	2,340	\$1,900	\$0.81
Dobe ulua	14	-	\$0	\$0.00
Paapaa ulua	189	189	\$380	\$2.01
White ulua	1,312	1,312	\$2,257	\$1.72
Black ulua	78	78	\$175	\$2.26
Hawaiian Grouper	1,772	1,772	\$7,365	\$4.16
Blue spot grouper	21	16	\$31	\$2.00
Snappers	82	82	\$276	\$3.38
Blue lined snapper	5,000	5,000	\$5,367	\$1.07
Ehu (red snapper)	1,443	1,443	\$5,129	\$3.56
Gindai (flower snapper)	244	244	\$646	\$2.65
Kalekale (pink snapper)	441	441	\$1,307	\$2.97
Lehi (silverjaw)	48	35	\$65	\$1.87
Onaga (red snapper)	5,339	5,339	\$26,872	\$5.03
Opakapaka (pink snapper)	3,612	3,612	\$18,599	\$5.15
Uku (gray snapper)	12,039	12,039	\$20,927	\$1.74
Porgy	159	159	\$341	\$2.15
Squirrelfish	2,872	2,829	\$9,512	\$3.36
Trumpetfish	20	20	\$36	\$1.75
Scorpionfish	176	176	\$678	\$3.86
Mountain bass	353	186	\$674	\$3.63
Bigeyes	311	200	\$524	\$2.62
Goatfish	4,748	4,503	\$12,429	\$2.76
Rudderfish	5,133	5,133	\$5,224	\$1.02
Butterflyfish	39	39	\$28	\$0.72
Damselfish	211	211	\$224	\$1.06

Table V.1.7 (Cont.)

Species	Caught	Sold	Value	Price/Lb.
Hawkfish	67	48	\$107	\$2.24
Tilapia	53	-	\$0	\$0.00
Wrasse	295	276	\$804	\$2.91
Parrotfish	2,667	2,667	\$7,281	\$2.73
Surgeon/tangs	8,689	8,689	\$12,290	\$1.41
Flounders	4	4	\$4	\$1.00
Triggerfish	10	-	\$0	\$0.00
Filefish	334	334	\$415	\$1.25
Other Pelagic Fish	1,538	-	\$0	\$0.00
Rainbow runner	301	177	\$231	\$1.31
Mahimahi (dolphin)	47,547	44,491	\$132,624	\$2.98
Barracudas	3,145	3,145	\$2,331	\$0.74
Wahoo	95,146	86,419	\$163,713	\$1.89
Other Tunas	24	10	\$7	\$0.70
Skipjack tuna	133,961	121,003	\$164,325	\$1.36
Yellowfin tuna	262,207	261,558	\$630,751	\$2.41
Albacore	148,531	136,162	\$217,880	\$1.60
Bigeye tuna	579,807	509,983	\$1,662,888	\$3.26
Kawakawa	350	290	\$397	\$1.37
Frigate tuna	2	-	\$0	\$0.00
Other Billfish	900	98	\$147	\$1.50
Broadbill swordfish	93,252	92,230	\$173,970	\$1.89
Blue marlin	139,519	122,294	\$139,646	\$1.14
Black marlin	495	495	\$325	\$0.66
Striped marlin	26,329	24,889	\$40,452	\$1.63
Shortnose spearfish	22,525	22,525	\$18,793	\$0.83
Sailfish	2,342	1,829	\$2,237	\$1.22
Ocean moonfish	44,204	44,204	\$71,350	\$1.61
Crabs	921	423	\$1,607	\$3.80
Shrimp (saltwater)	30	-	\$0	\$0.00
Octopus	2,313	2,313	\$7,122	\$3.08
Squid	30	30	\$103	\$3.48
Limpets (saltwater)	854	412	\$4,520	\$10.96
Precious corals	750	-	\$0	\$0.00
Algae	1,042	887	\$3,020	\$3.40
TOTAL	1,864,083	1,649,518	\$3,753,715	\$2.28

V.22

Table V.1.8

Hawaii July 2002 Reported Commercial Landings

Species	Caught	Sold	Value	Price/Lb.
Miscellaneous	690	690	\$950	\$1.38
Sharks	29,948	13,006	\$5,219	\$0.40
Eels	200	163	\$207	\$1.26
Bigeye scad (akule)	70,492	19,677	\$38,305	\$1.95
Mackerel scad	17,092	16,328	\$32,625	\$2.00
Leatherback	182	12	\$16	\$1.34
Ten pounder	95	-	\$0	\$0.00
Bonefish	66	21	\$16	\$0.74
Milkfish	84	84	\$95	\$1.13
Needlefish	8	6	\$8	\$1.25
Threadfin	2	2	\$9	\$4.50
Mullet	884	774	\$2,450	\$3.17
Pomfret	71,731	67,769	\$58,225	\$0.86
Oilfish	9,846	9,846	\$17,749	\$1.80
Jacks (misc)	3,014	336	\$6,728	\$20.05
Amberjack	409	-	\$0	\$0.00
Blue crevally	539	528	\$1,108	\$2.10
Pig-lipped ulua	3,557	3,156	\$4,932	\$1.56
Paapaa ulua	356	356	\$1,038	\$2.92
White ulua	1,405	1,405	\$2,641	\$1.88
Hawaiian Grouper	3,065	3,016	\$12,585	\$4.17
Blue spot grouper	53	53	\$164	\$3.09
Snappers	163	160	\$556	\$3.48
Blue lined snapper	7,280	6,521	\$6,843	\$1.05
Ehu (red snapper)	1,254	1,254	\$6,108	\$4.87
Gindai (flower snapper)	103	73	\$292	\$3.99
Kalekale (pink snapper)	485	458	\$1,727	\$3.78
Lehi (silverjaw)	187	187	\$681	\$3.65
Onaga (red snapper)	8,207	8,207	\$41,399	\$5.04
Opakapaka (pink snapper)	9,555	9,555	\$40,053	\$4.19
Uku (gray snapper)	15,113	14,715	\$29,559	\$2.01
Snake Mackerel	1	1	\$1	\$1.00
Porgy	451	451	\$1,191	\$2.64
Reef jacks	53	2	\$6	\$3.00
Squirrelfish	3,282	3,282	\$11,037	\$3.36
Scorpionfish	178	160	\$764	\$4.77
Mountain bass	431	39	\$131	\$3.33
Bigeyes	597	157	\$391	\$2.49
Goatfish	4,880	4,459	\$12,864	\$2.88
Rudderfish	4,653	3,507	\$4,153	\$1.18
Butterflyfish	17	17	\$9	\$0.50

V.23

Table V.1.8 (Cont.)

Species	Caught	Sold	Value	Price/Lb.
Damselfish	100	74	\$133	\$1.81
Hawkfish	115	77	\$196	\$2.53
Wrasse	423	423	\$1,335	\$3.15
Parrotfish	2,952	2,952	\$8,142	\$2.76
Surgeon/tangs	10,113	10,113	\$12,876	\$1.27
Flounders	10	10	\$10	\$1.00
Triggerfish	5	-	\$0	\$0.00
Filefish	254	254	\$375	\$1.48
Other Pelagic Fish	1,538	-	\$0	\$0.00
Rainbow runner	417	417	\$613	\$1.47
Mahimahi (dolphin)	75,473	75,473	\$200,003	\$2.65
Barracudas	3,777	3,337	\$2,857	\$0.86
Wahoo	104,442	100,027	\$169,311	\$1.69
Other Tunas	236	8	\$20	\$2.50
Skipjack tuna	247,680	223,979	\$281,446	\$1.26
Yellowfin tuna	438,428	438,428	\$1,093,192	\$2.49
Albacore	190,945	190,945	\$203,115	\$1.06
Bigeye tuna	491,489	491,489	\$1,373,976	\$2.80
Kawakawa	946	946	\$1,051	\$1.11
Blue Fin Tuna	302	-	\$0	\$0.00
Other Billfish	360	-	\$0	\$0.00
Broadbill swordfish	87,400	87,400	\$182,292	\$2.09
Blue marlin	174,587	173,784	\$139,875	\$0.80
Black marlin	236	236	\$260	\$1.10
Striped marlin	22,888	16,865	\$31,220	\$1.85
Shortnose spearfish	16,775	16,775	\$17,209	\$1.03
Sailfish	2,622	1,005	\$1,420	\$1.41
Ocean moonfish	52,935	52,935	\$74,241	\$1.40
Crabs	688	588	\$2,378	\$4.04
Octopus	2,445	2,445	\$7,240	\$2.96
Squid	118	38	\$115	\$3.08
Limpets (saltwater)	1,377	1,045	\$14,159	\$13.55
Precious corals	150	-	\$0	\$0.00
Sea cucumbers	49	49	\$170	\$3.50
Algae	785	724	\$3,581	\$4.95
TOTAL	2,203,664	2,083,268	\$4,165,642	\$2.00

Table V.1.9

Hawaii August 2002 Reported Commercial Landings

Species	Caught	Sold	Value	Price/Lb.
Species	Caught	Sold	Value	Price/Lb.
Miscellaneous	247	247	\$412	\$1.66
Sharks	23,340	20,374	\$10,119	\$0.50
Eels	109	109	\$151	\$1.39
Bigeye scad (akule)	34,384	11,084	\$25,184	\$2.27
Mackerel scad	30,656	30,656	\$62,214	\$2.03
Leatherback	48	25	\$42	\$1.66
Ten pounder	24	-	\$0	\$0.00
Bonfish	108	48	\$59	\$1.24
Milkfish	122	97	\$120	\$1.24
Needlefish	5	5	\$6	\$1.40
Threadfin	-	-	\$2	\$4.25
Mullet	465	258	\$717	\$2.78
Pomfret	60,108	60,108	\$73,128	\$1.22
Oilfish	6,801	6,801	\$17,723	\$2.61
Jacks (misc)	1,695	555	\$992	\$1.79
Amberjack	836	38	\$57	\$1.50
Blue crevally	596	440	\$798	\$1.81
Pig-lipped ulua	2,473	2,447	\$5,882	\$2.40
Paapaa ulua	170	170	\$321	\$1.89
White ulua	1,366	1,366	\$2,499	\$1.83
Black ulua	185	185	\$324	\$1.75
Hawaiian Grouper	3,785	3,785	\$17,205	\$4.55
Blue spot grouper	35	12	\$23	\$2.00
Snappers	991	991	\$1,962	\$1.98
Blue lined snapper	6,381	6,381	\$6,842	\$1.07
Ehu (red snapper)	1,549	1,503	\$6,917	\$4.60
Gindai (flower snapper)	129	83	\$296	\$3.57
Kalekale(pink snapper)	595	579	\$2,237	\$3.86
Lehi (silverjaw)	318	318	\$816	\$2.56
Onaga (red snapper)	8,013	8,013	\$48,219	\$6.02
Opakapaka (pink snapper)	8,821	8,821	\$47,930	\$5.43
Uku (gray snapper)	9,359	8,676	\$23,081	\$2.66
Porgy	778	778	\$2,222	\$2.86
Reef jacks	29	-	\$0	\$0.00
Squirrelfish	3,998	3,998	\$13,491	\$3.37
Trumpetfish	14	14	\$14	\$1.00
Scorpionfish	189	189	\$808	\$4.28
Mountain bass	405	81	\$280	\$3.46
Bigeyes	278	124	\$329	\$2.66
Goatfish	4,105	4,105	\$12,395	\$3.02

V.25

Table V.1.9 (Cont.)

Species	Caught	Sold	Value	Price/Lb.
Rudderfish	2,865	2,865	\$3,005	\$1.05
Butterflyfish	64	64	\$27	\$0.42
Damselfish	458	458	\$991	\$2.17
Hawkfish	115	102	\$407	\$3.98
Tilapia	90	-	\$0	\$0.00
Wrasse	659	481	\$1,684	\$3.50
Parrotfish	4,964	4,964	\$12,249	\$2.47
Surgeon/tangs	15,616	15,616	\$20,593	\$1.32
Flounders	11	11	\$15	\$1.40
Filefish	52	52	\$54	\$1.05
Other Pelagic Fish	1,298	-	\$0	\$0.00
Rainbow runner	567	533	\$715	\$1.34
Mahimahi (dolphin)	111,505	111,505	\$222,219	\$1.99
Barracudas	1,435	1,435	\$1,548	\$1.08
Wahoo	64,835	63,324	\$151,758	\$2.40
Other Tunas	89	7	\$6	\$0.90
Skipjack tuna	192,747	192,747	\$285,975	\$1.48
Yellowfin tuna	318,889	318,889	\$885,496	\$2.78
Albacore	216,203	216,203	\$230,302	\$1.07
Bigeye tuna	567,823	567,823	\$2,191,401	\$3.86
Kawakawa	827	509	\$460	\$0.91
Frigate tuna	19	11	\$17	\$1.50
Broadbill swordfish	68,803	68,803	\$121,056	\$1.76
Blue marlin	118,334	106,632	\$134,976	\$1.27
Black marlin	1,041	1,041	\$755	\$0.73
Striped marlin	15,025	14,163	\$32,972	\$2.33
Shortnose spearfish	13,954	13,954	\$16,982	\$1.22
Sailfish	1,179	1,053	\$1,951	\$1.85
Ocean moonfish	73,194	69,264	\$108,697	\$1.57
Spiny lobster	17	-	\$0	\$0.00
Crabs	1,153	920	\$2,946	\$3.20
Shrimp (freshwater)	40	-	\$0	\$0.00
Shrimp (saltwater)	272	25	\$200	\$8.00
Octopus	2,785	2,785	\$8,325	\$2.99
Squid	1,342	545	\$1,230	\$2.26
Limpets (saltwater)	1,096	864	\$11,751	\$13.60
Precious corals	1,190	-	\$0	\$0.00
Sea cucumbers	88	88	\$319	\$3.64
Algae	740	740	\$3,687	\$4.99
TOTAL	2,014,891	1,961,937	\$4,840,587	\$2.47

Table V.1.10

Hawaii September 2002 Reported Commercial Landings

Species	Caught	Sold	Value	Price/Lb.
Miscellaneous	311	311	\$786	\$2.53
Sharks	26,986	13,209	\$7,410	\$0.56
Eels	8	7	\$11	\$1.50
Alfonsin	7	7	\$21	\$3.00
Bigeye scad (akule)	14,571	14,571	\$30,753	\$2.11
Mackerel scad	42,750	37,076	\$72,528	\$1.96
Leatherback	101	42	\$96	\$2.28
Ten pounder	17	17	\$35	\$2.00
Bonfish	68	55	\$64	\$1.16
Herring/sardine	20	-	\$0	\$0.00
Milkfish	91	49	\$58	\$1.18
Needlefish	13	4	\$5	\$1.31
Threadfin	11	6	\$40	\$6.79
Mullet	1,811	1,552	\$4,903	\$3.16
Pomfret	33,084	31,490	\$53,399	\$1.70
Oilfish	4,762	4,707	\$10,778	\$2.29
Jacks (misc)	2,213	345	\$592	\$1.71
Amberjack	1,156	88	\$81	\$0.91
Blue crevally	848	848	\$1,421	\$1.68
Pig-lipped ulua	872	872	\$1,673	\$1.92
Dobe ulua	30	8	\$12	\$1.41
Paapaa ulua	212	212	\$415	\$1.96
White ulua	990	990	\$1,592	\$1.61
Black ulua	206	206	\$282	\$1.37
Hawaiian Grouper	5,136	4,779	\$17,331	\$3.63
Blue spot grouper	90	11	\$37	\$3.50
Snappers	164	164	\$455	\$2.78
Blue lined snapper	5,205	5,205	\$5,567	\$1.07
Ehu (red snapper)	2,113	1,906	\$7,890	\$4.14
Gindai (flower snapper)	1,057	640	\$1,672	\$2.61
Kalekale(pink snapper)	1,966	1,832	\$6,128	\$3.35
Lehi (silverjaw)	732	732	\$2,234	\$3.05
Onaga (red snapper)	9,680	9,442	\$52,730	\$5.58
Opakapaka (pink snapper)	14,785	13,733	\$66,959	\$4.88
Uku (gray snapper)	9,367	8,453	\$18,312	\$2.17
Porgy	475	475	\$1,381	\$2.91
Reef jacks	3	3	\$6	\$2.00
Squirrelfish	6,731	6,731	\$23,184	\$3.44
Trumpetfish	4	-	\$0	\$0.00
Scorpionfish	284	284	\$1,046	\$3.68
Mountain bass	183	141	\$449	\$3.19

Table V.1.10 (Cont.)

Species	Caught	Sold	Value	Price/Lb.
Bigeyes	548	548	\$1,550	\$2.83
Cardinalfish	4	4	\$8	\$2.00
Goatfish	4,565	4,565	\$13,300	\$2.91
Rudderfish	3,145	3,145	\$2,893	\$0.92
Butterflyfish	34	34	\$16	\$0.47
Damselfish	74	71	\$126	\$1.79
Hawkfish	123	123	\$185	\$1.50
Wrasse	1,196	1,196	\$3,792	\$3.17
Parrotfish	3,299	3,261	\$8,034	\$2.46
Surgeon/tangs	16,026	16,026	\$21,060	\$1.31
Flounders	7	7	\$6	\$0.98
Filefish	40	40	\$52	\$1.32
Other Pelagic Fish	817	-	\$0	\$0.00
Rainbow runner	770	676	\$903	\$1.34
Mahimahi (dolphin)	137,811	134,893	\$234,591	\$1.74
Barracudas	1,315	427	\$466	\$1.09
Wahoo	42,437	42,437	\$111,226	\$2.62
Other Tunas	38	-	\$0	\$0.00
Skipjack tuna	27,303	18,610	\$26,111	\$1.40
Yellowfin tuna	233,988	233,988	\$531,053	\$2.27
Albacore	242,627	242,627	\$206,625	\$0.85
Bigeye tuna	895,768	845,942	\$1,825,470	\$2.16
Kawakawa	2,024	2,024	\$2,096	\$1.04
Frigate tuna	4	4	\$7	\$1.90
Broadbill swordfish	13,967	10,057	\$26,565	\$2.64
Blue marlin	66,258	61,576	\$85,713	\$1.39
Black marlin	155	155	\$155	\$1.00
Striped marlin	13,156	11,937	\$29,776	\$2.49
Shortnose spearfish	14,257	14,028	\$15,494	\$1.10
Sailfish	3,072	2,000	\$3,408	\$1.70
Ocean moonfish	104,854	98,157	\$114,101	\$1.16
Spiny lobster	1,476	1,179	\$15,057	\$12.77
Slipper lobster	17	4	\$30	\$8.50
Crabs	3,508	2,512	\$11,233	\$4.47
Shrimp (saltwater)	572	201	\$1,448	\$7.20
Octopus	4,024	3,045	\$8,732	\$2.87
Squid	1,431	1,066	\$2,518	\$2.36
Limpets (saltwater)	888	792	\$4,465	\$5.64
Precious corals	3,936	3,936	\$108,240	\$27.50
Sea urchins	12	-	\$0	\$0.00
Sea cucumbers	14	-	\$0	\$0.00
Algae	686	686	\$3,383	\$4.93
TOTAL	2,035,355	1,923,177	\$3,812,226	\$1.98

Table V.1.11

Hawaii October 2002 Reported Commercial Landings

Species	Caught	Sold	Value	Price/Lb.
Miscellaneous	144	144	\$407	\$2.82
Sharks	42,792	14,112	\$8,760	\$0.62
Eels	7	7	\$11	\$1.50
Bigeye scad (akule)	44,711	24,589	\$47,036	\$1.91
Mackerel scad	43,403	33,130	\$60,365	\$1.82
Leatherback	16	10	\$16	\$1.57
Anchovy	8	-	\$0	\$0.00
Bonfish	31	28	\$37	\$1.35
Milkfish	144	130	\$215	\$1.65
Needlefish	5	-	\$0	\$0.00
Threadfin	29	29	\$163	\$5.56
Mullet	440	413	\$1,254	\$3.04
Pomfret	44,564	44,564	\$73,660	\$1.65
Oilfish	10,042	10,042	\$20,543	\$2.05
Jacks (misc)	316	181	\$367	\$2.03
Amberjack	166	13	\$20	\$1.50
Blue crevally	805	570	\$940	\$1.65
Pig-lipped ulua	2,279	2,279	\$4,378	\$1.92
Dobe ulua	97	5	\$10	\$2.18
Paapaa ulua	291	195	\$401	\$2.06
White ulua	1,757	1,308	\$1,932	\$1.48
Black ulua	226	226	\$456	\$2.02
Hawaiian Grouper	4,044	4,044	\$15,423	\$3.81
Blue spot grouper	29	13	\$26	\$2.00
Snappers	63	63	\$210	\$3.34
Blue lined snapper	2,743	1,887	\$2,111	\$1.12
Ehu (red snapper)	1,943	1,943	\$8,054	\$4.14
Gindai (flower snapper)	510	482	\$1,214	\$2.52
Kalekale(pink snapper)	1,442	1,442	\$4,565	\$3.17
Lehi (silverjaw)	451	451	\$1,303	\$2.89
Onaga (red snapper)	10,140	10,140	\$52,088	\$5.14
Opakapaka (pink snapper)	12,173	10,710	\$48,768	\$4.55
Uku (gray snapper)	11,326	8,072	\$19,298	\$2.39
Porgy	71	54	\$151	\$2.80
Reef jacks	5	5	\$14	\$3.17
Squirrelfish	3,316	3,316	\$11,164	\$3.37
Trumpetfish	4	4	\$6	\$1.75
Scorpionfish	160	160	\$688	\$4.31
Mountain bass	156	156	\$442	\$2.84
Bigeyes	398	398	\$1,195	\$3.01
Goatfish	3,700	2,489	\$6,092	\$2.45

Table V.1.11 (Cont.)

Species	Caught	Sold	Value	Price/Lb.
Rudderfish	2,503	2,503	\$2,619	\$1.05
Damselfish	124	17	\$8	\$0.46
Hawkfish	17	17	\$25	\$1.43
Tilapia	210	209	\$418	\$2.00
Wrasse	590	295	\$1,353	\$4.58
Parrotfish	2,752	2,752	\$6,984	\$2.54
Surgeon/tangs	7,316	7,316	\$11,487	\$1.57
Flounders	2	2	\$3	\$1.24
Filefish	9	9	\$14	\$1.50
Other Pelagic Fish	817	-	\$0	\$0.00
Rainbow runner	461	461	\$610	\$1.32
Mahimahi (dolphin)	149,649	149,649	\$272,814	\$1.82
Barracudas	681	535	\$579	\$1.08
Wahoo	33,814	33,814	\$93,140	\$2.75
Other Tunas	105	5	\$4	\$0.80
Skipjack tuna	43,266	38,089	\$53,588	\$1.41
Yellowfin tuna	116,238	116,238	\$229,215	\$1.97
Albacore	56,962	56,962	\$58,843	\$1.03
Bigeye tuna	1,060,282	1,060,282	\$2,509,831	\$2.37
Kawakawa	849	408	\$373	\$0.91
Blue Fin Tuna	453	-	\$0	\$0.00
Frigate tuna	8	8	\$15	\$1.90
Other Billfish	450	-	\$0	\$0.00
Broadbill swordfish	8,912	5,281	\$13,060	\$2.47
Blue marlin	53,493	45,032	\$64,974	\$1.44
Black marlin	32,254	258	\$401	\$1.55
Striped marlin	38,378	38,378	\$78,410	\$2.04
Shortnose spearfish	18,985	18,932	\$23,033	\$1.22
Sailfish	2,259	1,859	\$3,077	\$1.66
Ocean sunfish	65	-	\$0	\$0.00
Ocean moonfish	109,605	109,605	\$136,778	\$1.25
Spiny lobster	631	569	\$7,251	\$12.75
Slipper lobster	17	2	\$11	\$7.50
Crabs	1,267	1,267	\$5,314	\$4.19
Shrimp (saltwater)	45	45	\$296	\$6.58
Octopus	2,828	2,828	\$8,181	\$2.89
Squid	421	268	\$796	\$2.98
Limpets (saltwater)	839	612	\$3,055	\$4.99
Precious corals	740	-	\$0	\$0.00
Sea cucumbers	12	-	\$0	\$0.00
Algae	583	583	\$2,597	\$4.45
TOTAL	1,993,834	1,872,891	\$3,982,933	\$2.13

Table V.1.12

Hawaii November 2002 Reported Commercial Landings

Species	Caught	Sold	Value	Price/Lb.
Miscellaneous	324	324	\$984	\$3.04
Sharks	27,816	19,006	\$8,674	\$0.46
Eels	10	10	\$12	\$1.19
Bigeye scad (akule)	56,634	56,634	\$96,703	\$1.71
Mackerel scad	44,060	31,494	\$54,202	\$1.72
Leatherback	103	-	\$1	\$1.25
Ten pounder	13	13	\$13	\$1.00
Bonefish	477	477	\$487	\$1.02
Milkfish	4	4	\$5	\$1.25
Needlefish	13	6	\$7	\$1.08
Threadfin	1	-	\$0	\$0.00
Mullet	1,379	1,255	\$4,080	\$3.25
Pomfret	32,352	32,352	\$45,343	\$1.40
Oilfish	23,825	23,825	\$19,832	\$0.83
Jacks (misc)	288	288	\$670	\$2.32
Amberjack	708	407	\$238	\$0.59
Blue crevally	573	573	\$975	\$1.70
Pig-lipped ulua	4,341	4,210	\$4,107	\$0.98
Dobe ulua	9	9	\$26	\$2.78
Paapaa ulua	545	397	\$810	\$2.04
White ulua	768	496	\$979	\$1.97
Black ulua	278	264	\$428	\$1.62
Hawaiian Grouper	3,954	3,941	\$13,931	\$3.53
Blue spot grouper	52	2	\$9	\$4.00
Snappers	72	71	\$228	\$3.23
Blue lined snapper	1,532	1,532	\$1,880	\$1.23
Ehu (red snapper)	2,119	2,119	\$8,820	\$4.16
Gindai (flower snapper)	462	462	\$1,286	\$2.78
Kalekale(pink snapper)	1,811	1,811	\$4,884	\$2.70
Lehi (silverjaw)	726	726	\$1,940	\$2.67
Onaga (red snapper)	16,342	16,342	\$78,869	\$4.83
Opakapaka (pink snapper)	16,308	16,308	\$70,352	\$4.31
Uku (gray snapper)	8,763	8,763	\$15,839	\$1.81
Porgy	261	196	\$472	\$2.41
Reef jacks	11	11	\$30	\$2.83
Squirrelfish	5,471	5,471	\$17,464	\$3.19
Trumpetfish	3	3	\$1	\$0.50
Scorpionfish	242	235	\$935	\$3.97
Mountain bass	414	414	\$1,535	\$3.71
Bigeyes	688	688	\$2,264	\$3.29
Cardinalfish	3	3	\$4	\$1.50
Goatfish	8,375	6,544	\$16,708	\$2.55
Rudderfish	2,767	2,767	\$2,439	\$0.88
Butterflyfish	41	41	\$20	\$0.49
Damselfish	67	6	\$10	\$1.58

Table V.1.12 (Cont.)

Species	Caught	Sold	Value	Price/Lb.
Hawkfish	9	9	\$23	\$2.55
Tilapia	95	64	\$128	\$2.00
Wrasse	611	546	\$3,030	\$5.55
Parrotfish	5,938	5,938	\$15,004	\$2.53
Surgeon/tangs	10,378	10,378	\$15,834	\$1.53
Flounders	4	4	\$4	\$1.00
Triggerfish	15	-	\$0	\$0.00
Filefish	27	27	\$44	\$1.61
Pufferfish	2	-	\$0	\$0.00
Other Pelagic Fish	240	-	\$0	\$0.00
Rainbow runner	689	689	\$744	\$1.08
Mahimahi (dolphin)	125,881	125,881	\$214,920	\$1.71
Barracudas	811	811	\$904	\$1.12
Wahoo	24,067	24,067	\$70,101	\$2.91
Other Tunas	186	-	\$0	\$0.00
Skipjack tuna	103,729	72,290	\$60,438	\$0.84
Yellowfin tuna	82,041	82,041	\$147,975	\$1.80
Albacore	25,834	25,834	\$40,615	\$1.57
Bigeye tuna	1,433,886	1,433,886	\$3,028,107	\$2.11
Kawakawa	760	592	\$598	\$1.01
Frigate tuna	77	77	\$113	\$1.46
Other Billfish	900	-	\$0	\$0.00
Broadbill swordfish	10,557	8,050	\$21,810	\$2.71
Blue marlin	56,292	29,554	\$32,801	\$1.11
Black marlin	1,505	470	\$728	\$1.55
Striped marlin	75,883	75,883	\$90,431	\$1.19
Shortnose spearfish	23,572	21,027	\$19,536	\$0.93
Sailfish	1,297	343	\$228	\$0.67
Ocean sunfish	8	8	\$8	\$1.00
Ocean moonfish	130,625	130,625	\$86,701	\$0.66
Spiny lobster	1,048	1,022	\$13,181	\$12.90
Slipper lobster	13	13	\$102	\$8.06
Crabs	1,248	1,248	\$5,322	\$4.27
Shrimp (saltwater)	377	52	\$416	\$8.00
Octopus	2,611	2,611	\$7,252	\$2.78
Squid	200	200	\$549	\$2.75
Limpets (saltwater)	1,332	1,332	\$6,244	\$4.69
Precious corals	290	-	\$0	\$0.00
Sea urchins	10	10	\$35	\$3.50
Algae	418	418	\$2,232	\$5.34
TOTAL	2,388,468	2,296,498	\$4,364,651	\$1.90

Table V.1.13

Hawaii December 2002 Reported Commercial Landings

Species	Caught	Sold	Value	Price/Lb.
Miscellaneous	620	620	\$1,814	\$2.93
Sharks	58,469	34,781	\$5,800	\$0.17
Eels	62	62	\$93	\$1.50
Alfonsin	4	4	\$11	\$2.50
Bigeye scad (akule)	30,827	30,827	\$56,460	\$1.83
Mackerel scad	38,083	22,552	\$40,444	\$1.79
Leatherback	4	-	\$0	\$0.00
Ten pounder	4	4	\$4	\$1.25
Bonefish	117	72	\$74	\$1.03
Milkfish	16	-	\$0	\$0.00
Needlefish	136	136	\$203	\$1.50
Threadfin	25	25	\$117	\$4.68
Mullet	17	14	\$46	\$3.44
Pomfret	36,286	35,901	\$62,167	\$1.73
Oilfish	32,209	32,209	\$32,465	\$1.01
Jacks (misc)	406	406	\$1,001	\$2.46
Amberjack	997	101	\$76	\$0.75
Blue crevally	387	109	\$264	\$2.42
Pig-lipped ulua	6,030	5,772	\$7,120	\$1.23
Dobe ulua	195	162	\$169	\$1.05
Paapaa ulua	822	247	\$486	\$1.97
White ulua	795	795	\$1,208	\$1.52
Black ulua	321	247	\$293	\$1.19
Hawaiian Grouper	4,886	4,551	\$18,457	\$4.06
Blue spot grouper	7	7	\$14	\$2.00
Snappers	89	89	\$308	\$3.48
Blue lined snapper	1,607	1,607	\$1,832	\$1.14
Ehu (red snapper)	4,285	4,154	\$16,900	\$4.07
Gindai (flower snapper)	664	587	\$1,691	\$2.88
Kalekale(pink snapper)	1,885	1,885	\$4,780	\$2.54
Lehi (silverjaw)	790	690	\$2,084	\$3.02
Onaga (red snapper)	20,647	20,647	\$116,031	\$5.62
Opakapaka (pink snapper)	22,610	21,371	\$102,274	\$4.79
Uku (gray snapper)	5,776	4,800	\$14,713	\$3.07
Porgy	202	202	\$428	\$2.12
Reef jacks	1	1	\$4	\$7.00
Squirrelfish	4,993	4,993	\$16,336	\$3.27
Trumpetfish	7	5	\$8	\$1.60
Scorpionfish	320	314	\$1,383	\$4.40
Mountain bass	296	296	\$1,157	\$3.91
Bigeyes	923	923	\$3,012	\$3.26

Table V.1.13 (Cont.)

Species	Caught	Sold	Value	Price/Lb.
Goatfish	7,977	7,977	\$21,537	\$2.70
Rudderfish	700	700	\$281	\$0.40
Butterflyfish	21	21	\$11	\$0.53
Damselfish	75	18	\$38	\$2.06
Hawkfish	30	30	\$70	\$2.31
Tilapia	200	100	\$200	\$2.00
Wrasse	504	397	\$1,949	\$4.91
Parrotfish	4,925	4,925	\$11,051	\$2.24
Surgeon/tangs	10,222	10,222	\$14,343	\$1.40
Triggerfish	10	-	\$0	\$0.00
Filefish	201	201	\$265	\$1.32
Other Pelagic Fish	1,250	-	\$0	\$0.00
Rainbow runner	189	189	\$262	\$1.39
Mahimahi (dolphin)	143,416	143,416	\$225,581	\$1.57
Barracudas	1,000	773	\$1,081	\$1.40
Wahoo	26,065	26,065	\$72,300	\$2.77
Other Tunas	670	14	\$25	\$1.75
Skipjack tuna	227,504	126,369	\$109,113	\$0.86
Yellowfin tuna	112,671	112,671	\$238,845	\$2.12
Albacore	85,762	84,528	\$110,195	\$1.30
Bigeye tuna	1,747,707	1,747,707	\$4,249,842	\$2.43
Kawakawa	1,230	251	\$265	\$1.05
Blue Fin Tuna	151	-	\$0	\$0.00
Frigate tuna	8	8	\$12	\$1.50
Other Billfish	90	-	\$0	\$0.00
Broadbill swordfish	14,405	14,405	\$35,212	\$2.44
Blue marlin	33,995	15,593	\$20,407	\$1.31
Black marlin	698	-	\$0	\$0.00
Striped marlin	73,788	73,788	\$117,829	\$1.60
Shortnose spearfish	48,507	40,246	\$29,533	\$0.73
Sailfish	1,709	62	\$112	\$1.80
Ocean sunfish	1,365	58	\$10	\$0.18
Ocean moonfish	108,693	108,693	\$131,842	\$1.21
Belt Fish	48	-	\$0	\$0.00
Spiny lobster	416	183	\$2,281	\$12.48
Slipper lobster	5	5	\$42	\$9.00
Crabs	2,495	2,495	\$11,299	\$4.53
Shrimp (saltwater)	220	-	\$0	\$0.00
Octopus	2,018	2,018	\$6,175	\$3.06
Squid	7	-	\$0	\$0.00
Limpets (saltwater)	1,052	1,052	\$4,933	\$4.69
Sea urchins	12	12	\$10	\$0.83
Algae	382	382	\$2,153	\$5.64
TOTAL	2,939,209	2,757,739	\$5,930,825	\$2.15

Figure V.1.1

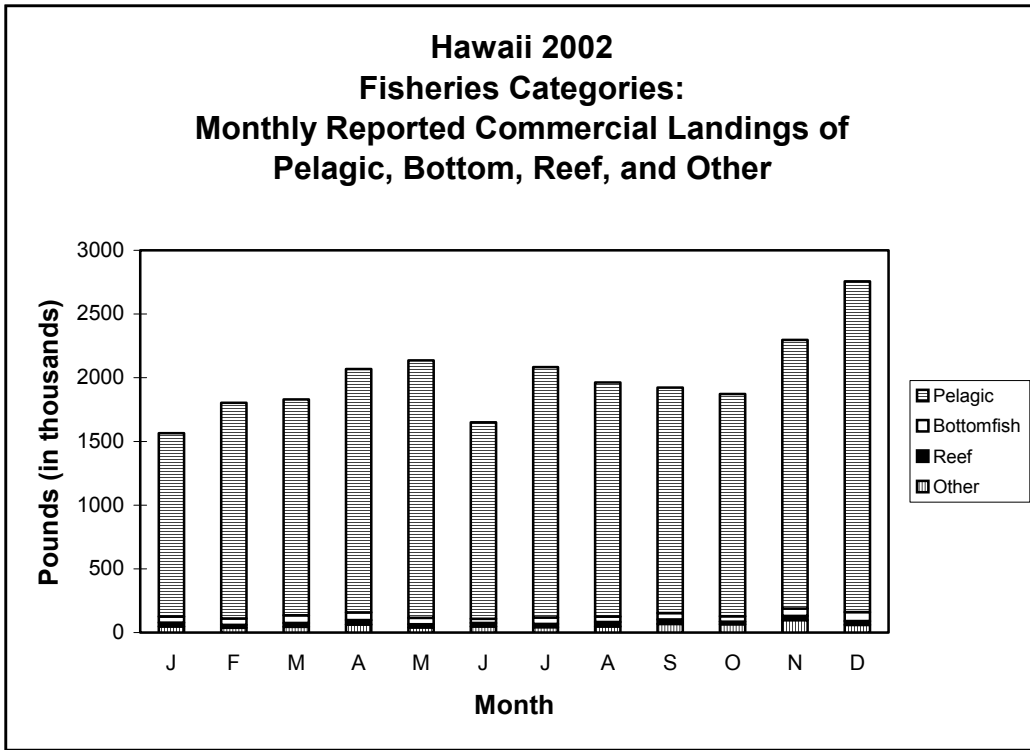


Figure V.1.2

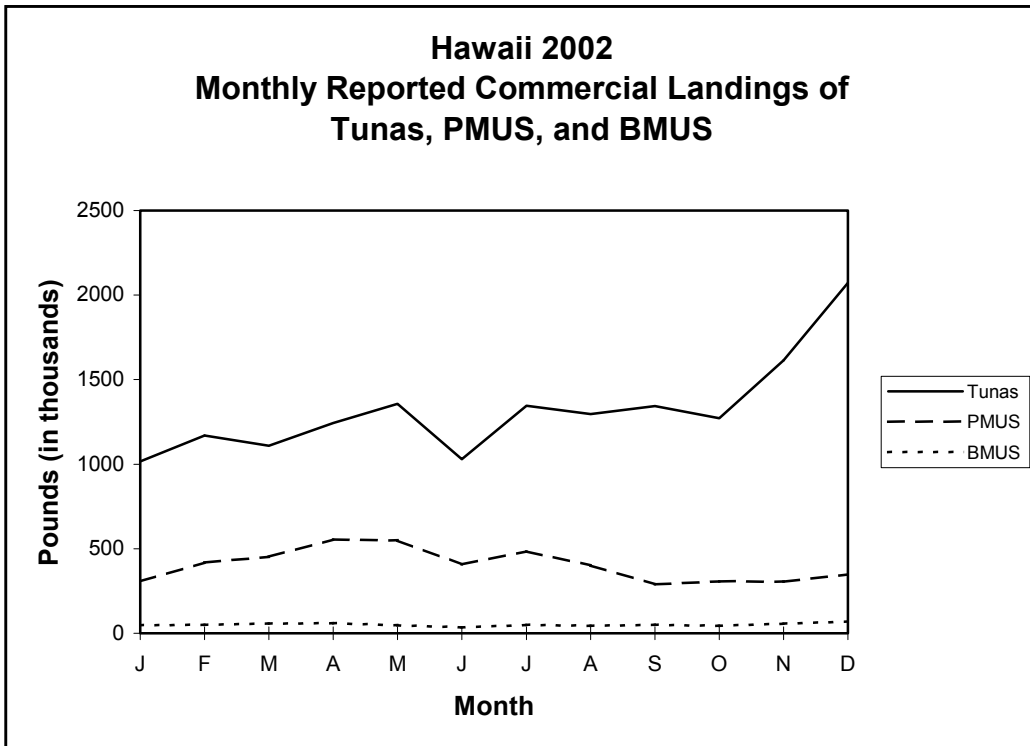


Figure V.1.3

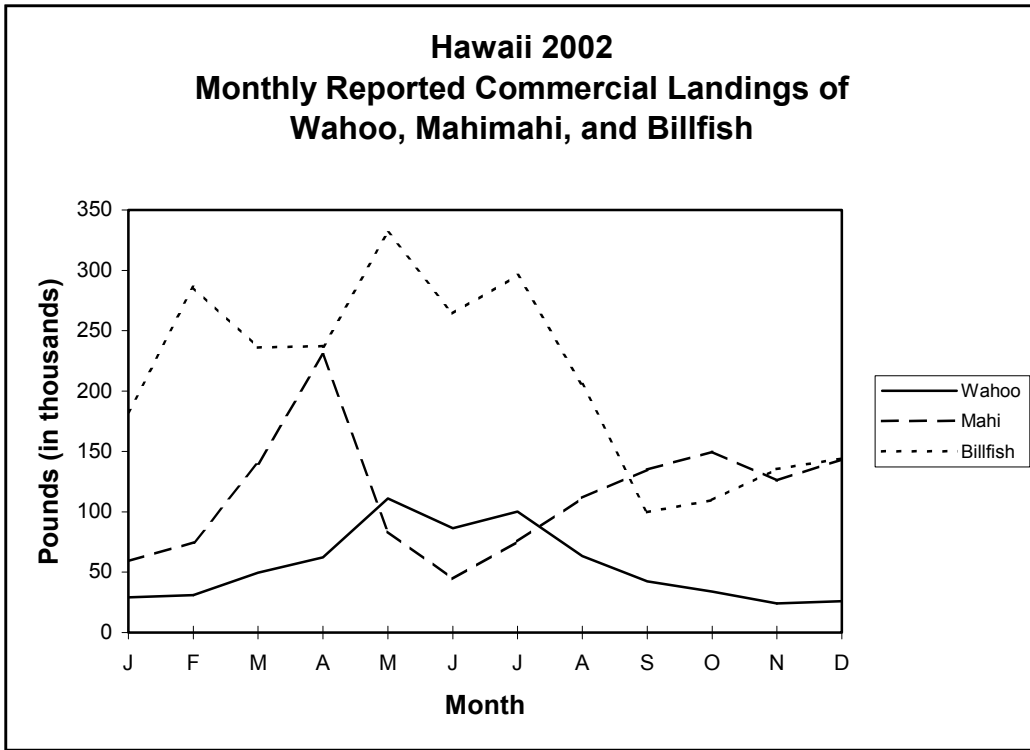


Figure V.1.4

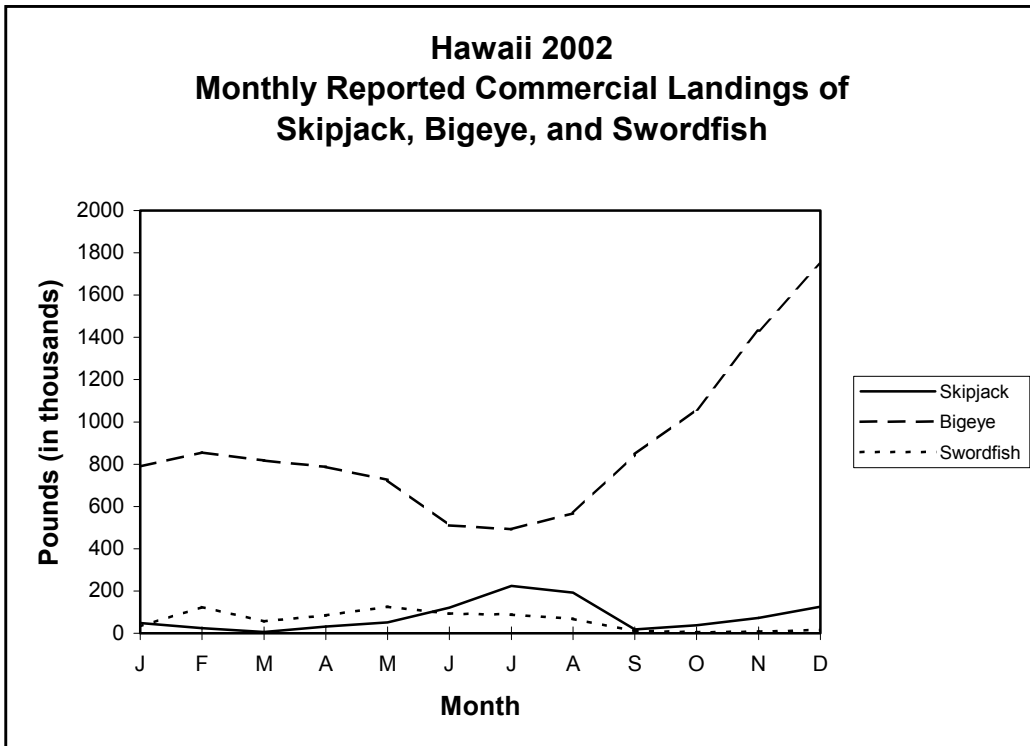


Figure V.1.5

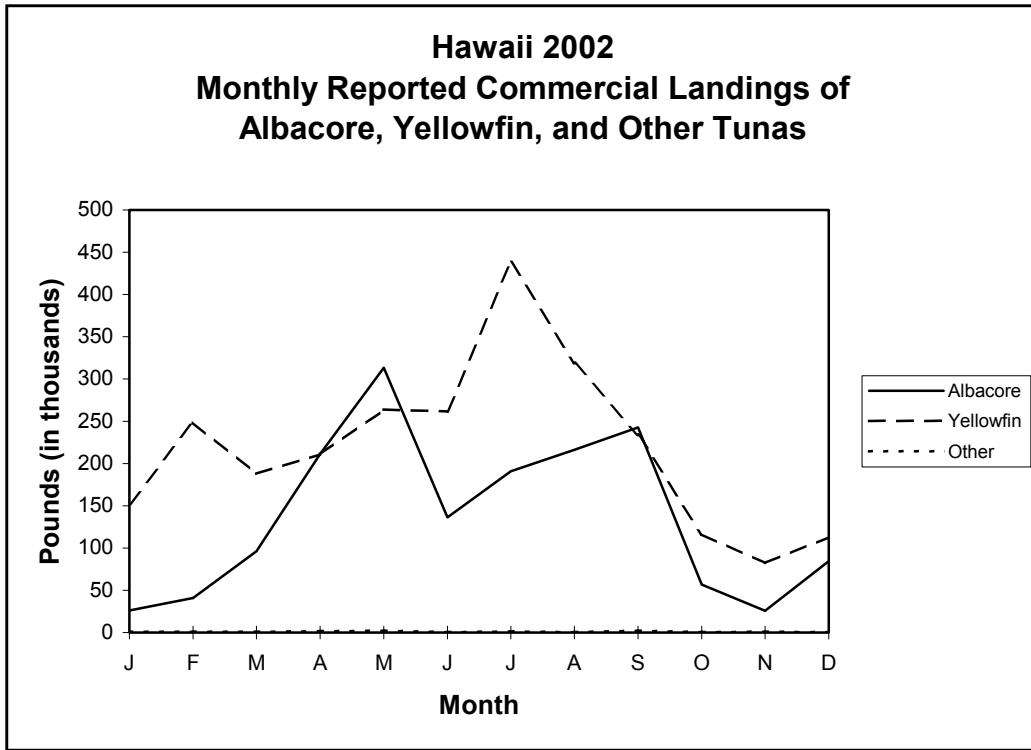


Figure V.2.1

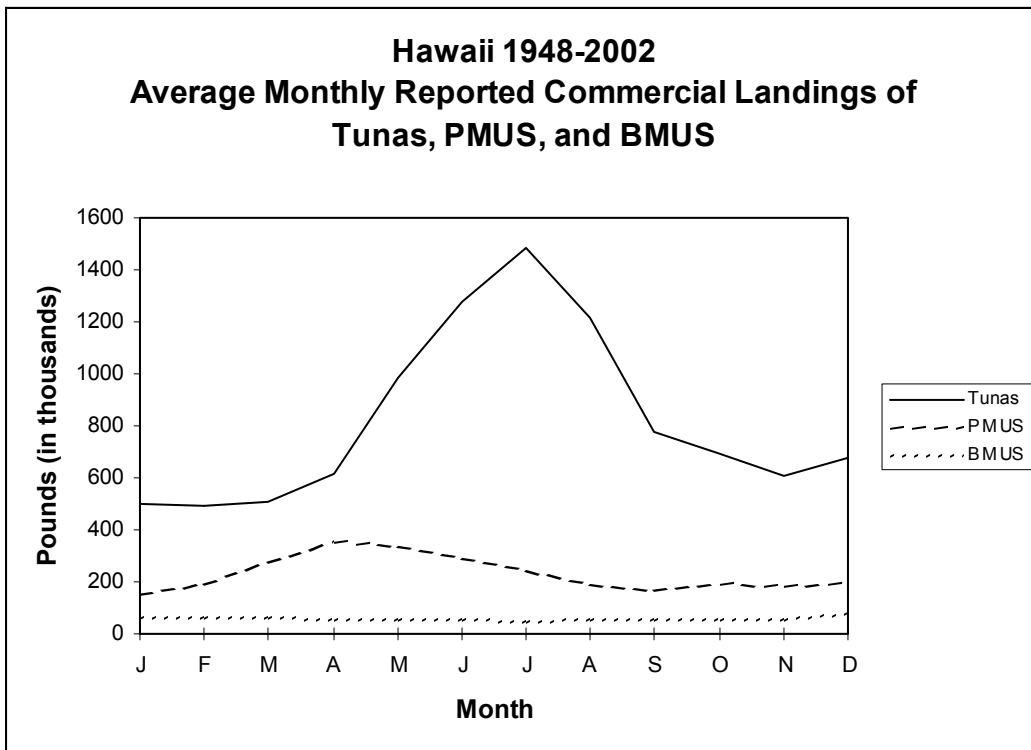


Figure V.2.2

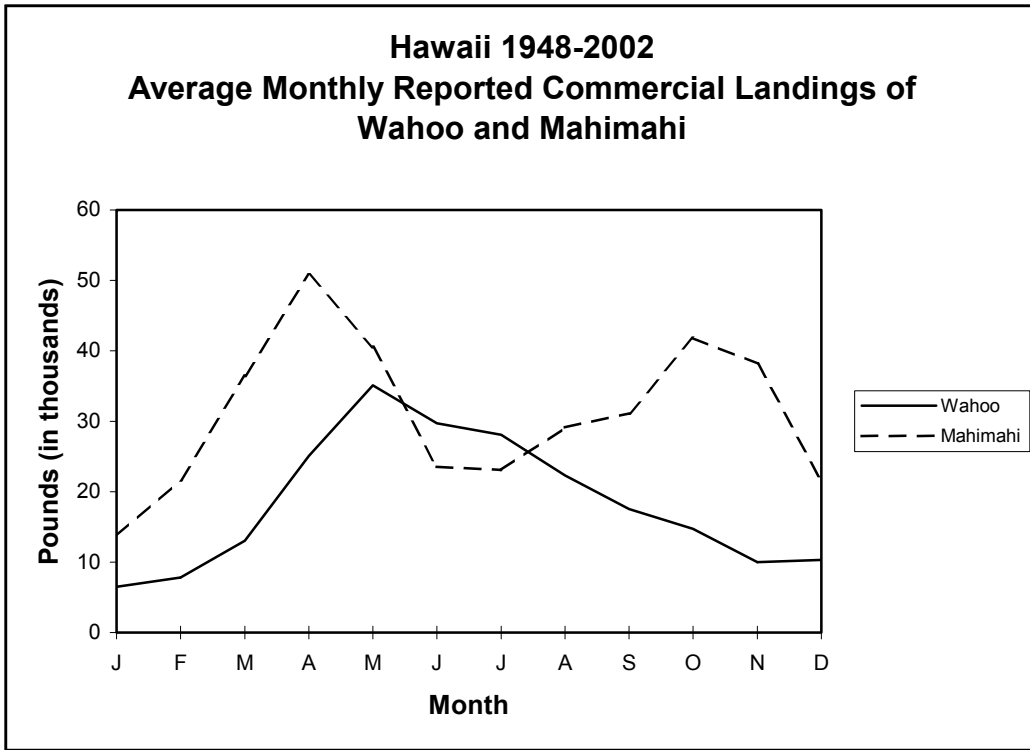


Figure V.2.3

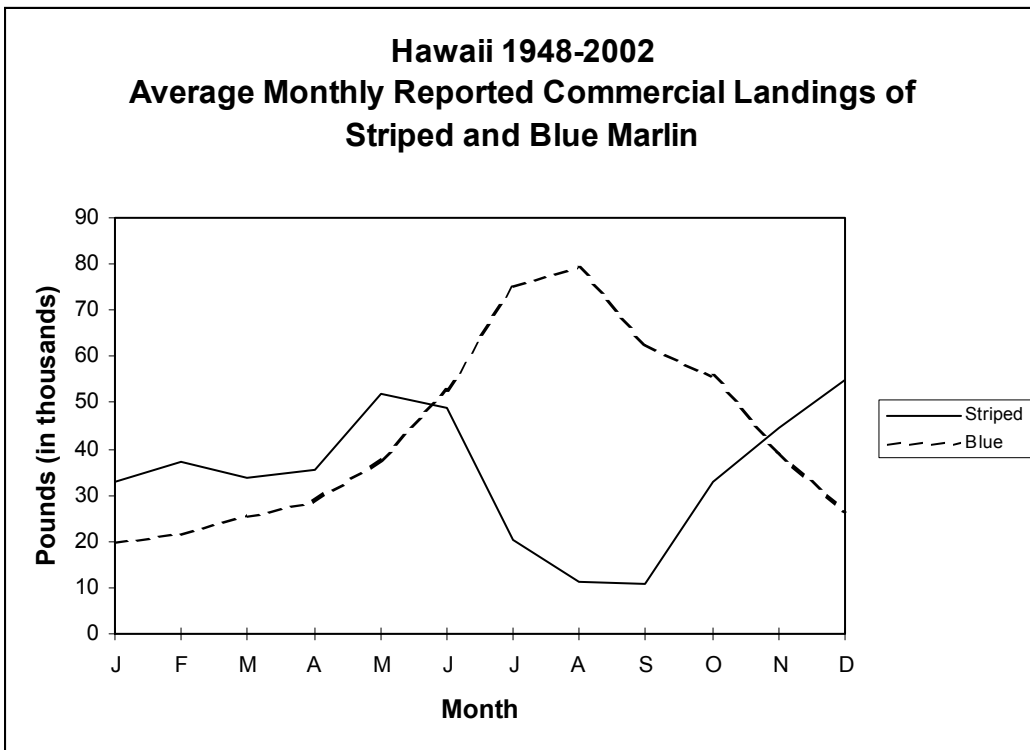


Figure V.2.4

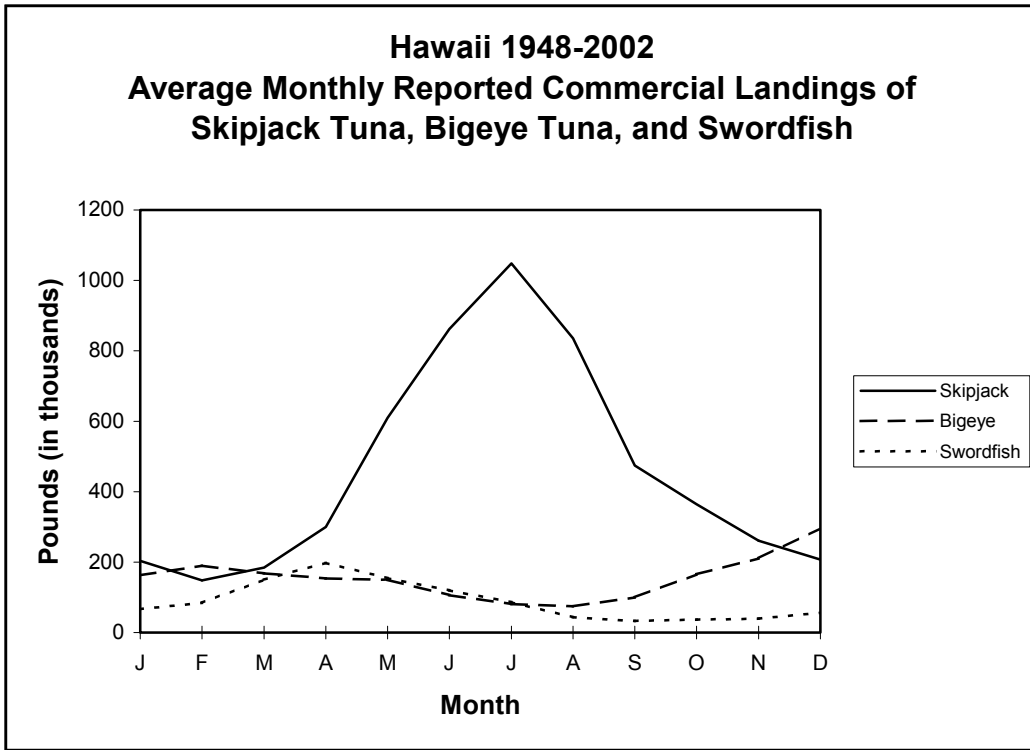


Figure V.2.5

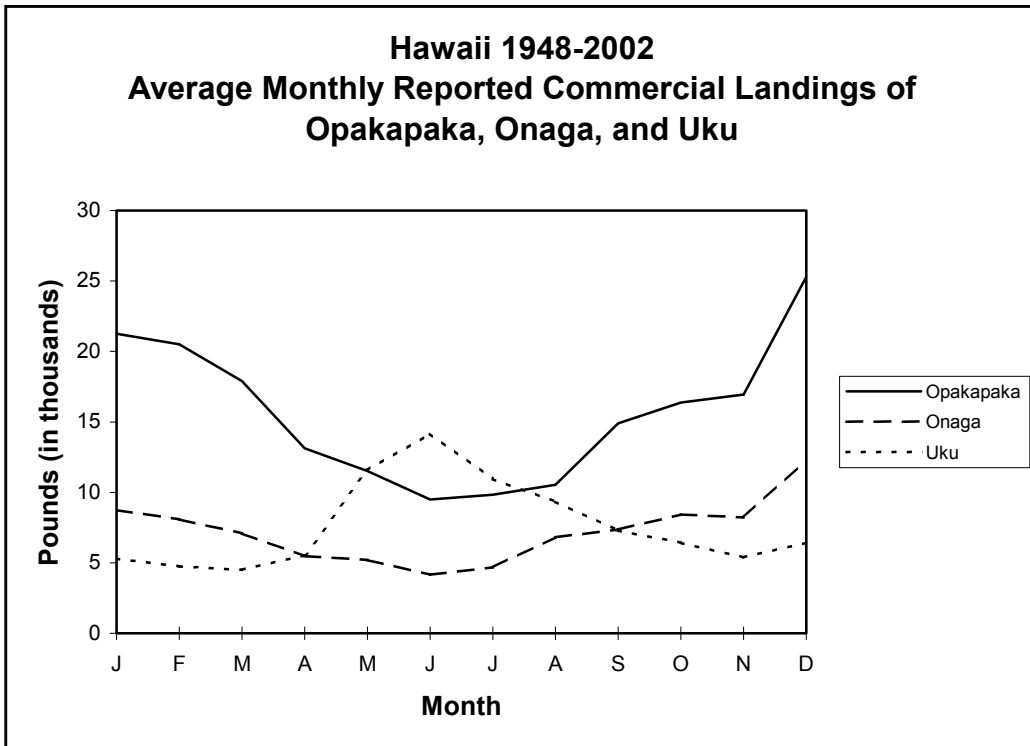


Figure V.2.6

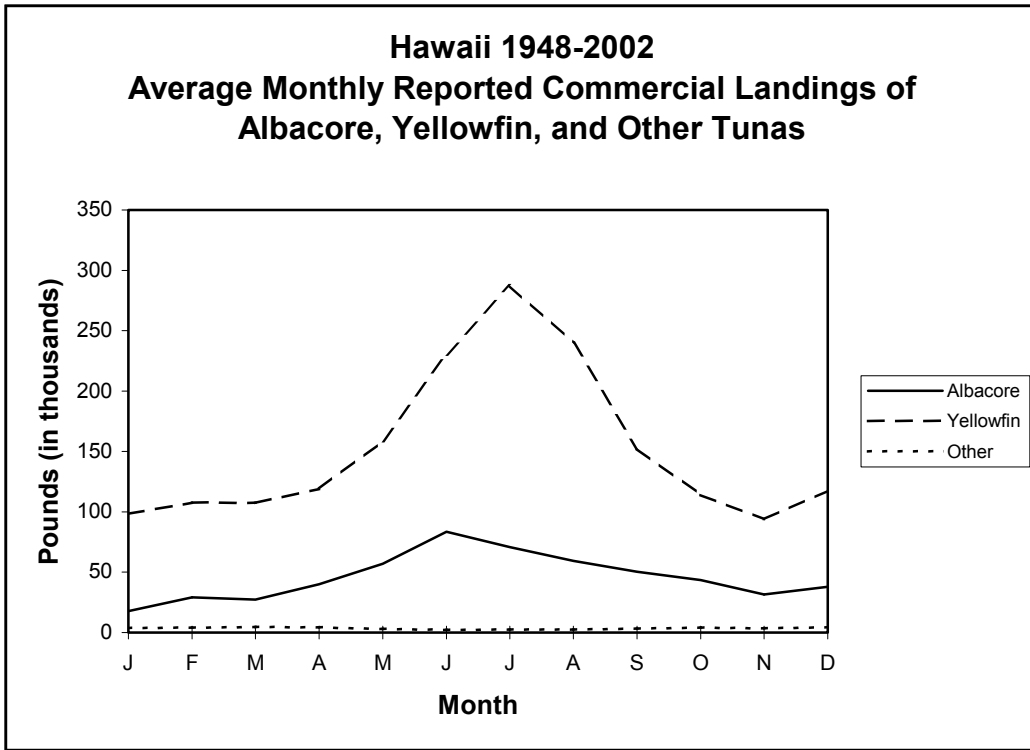


Figure V.2.7

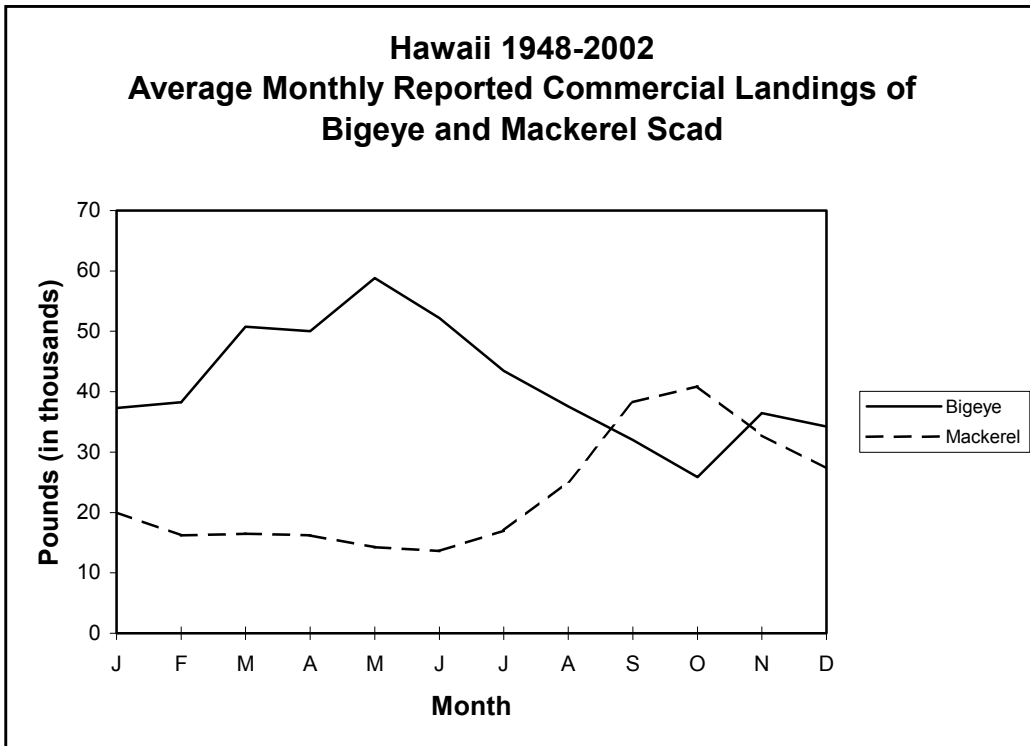


Figure V.2.8

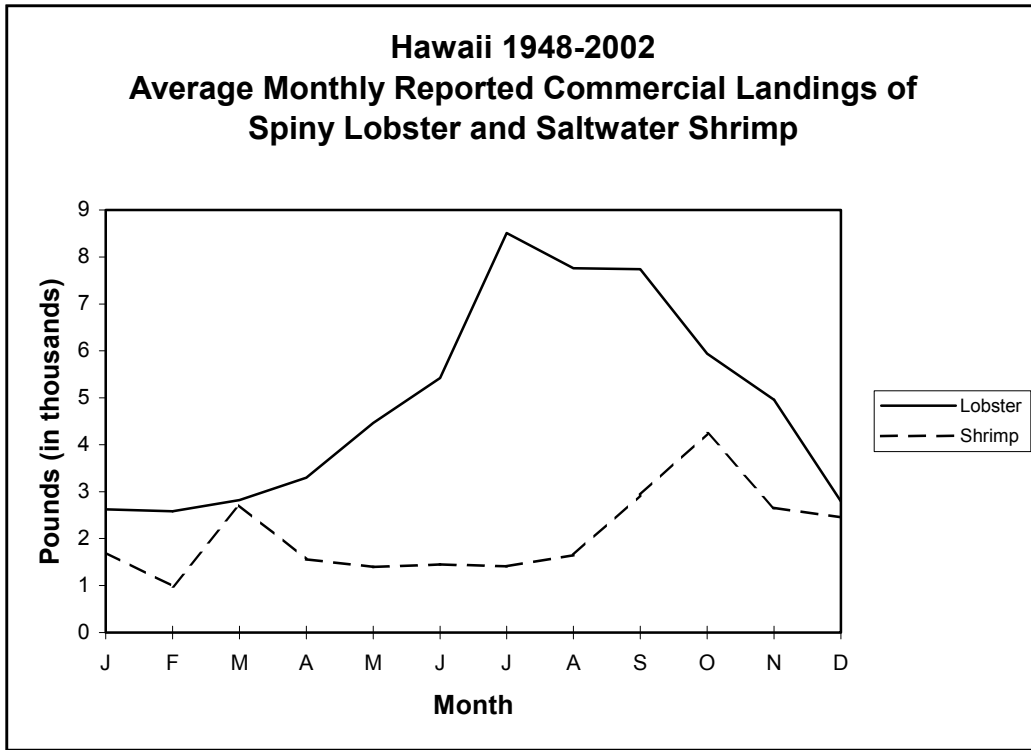


Figure V.3.1

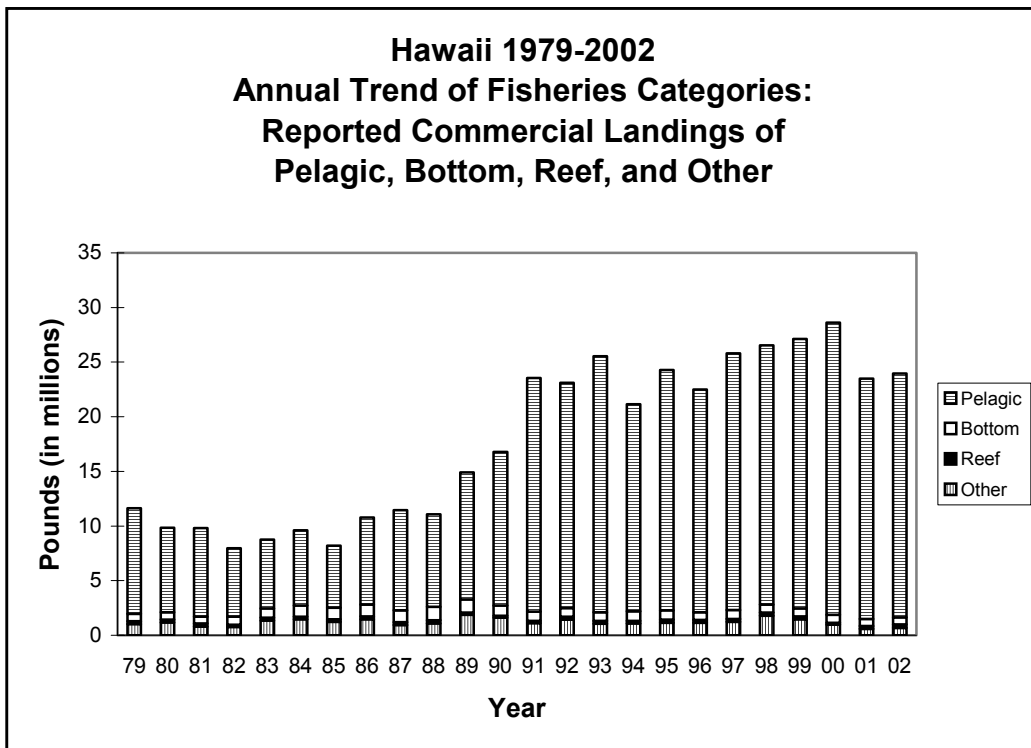


Figure V.3.2

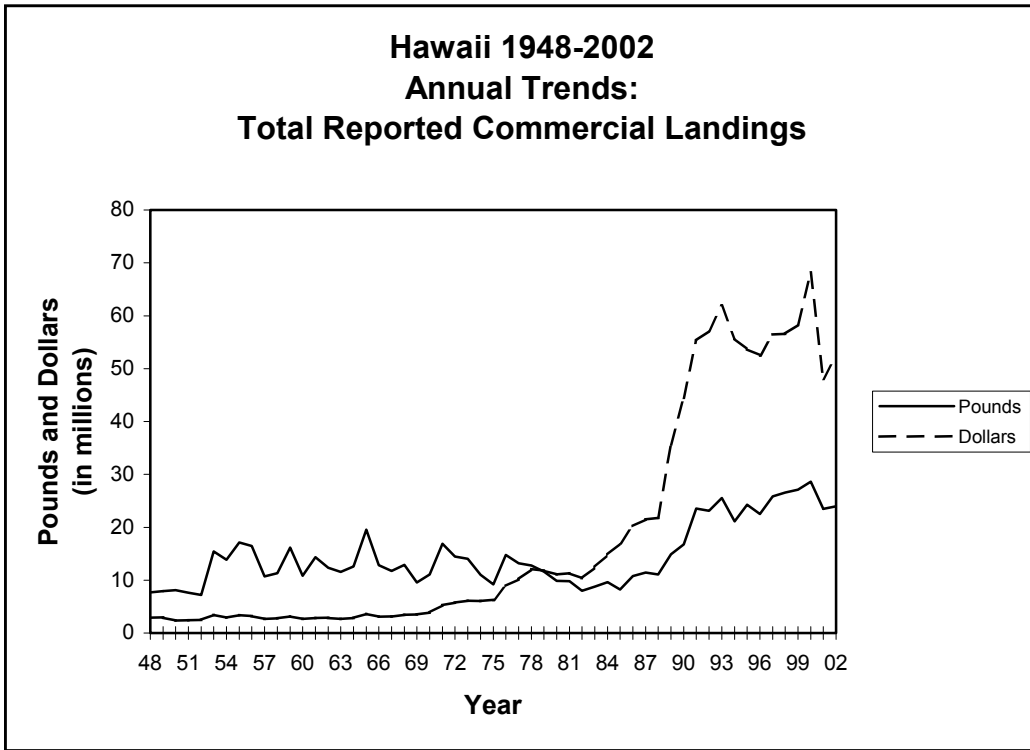


Figure V.3.3

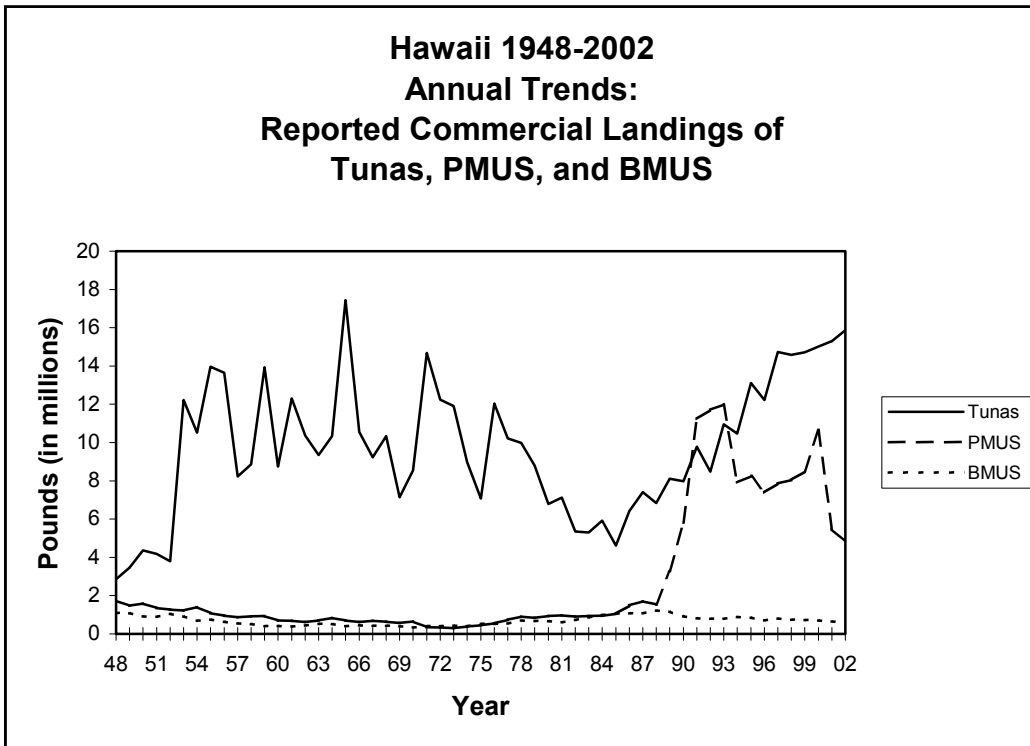


Figure V.3.4

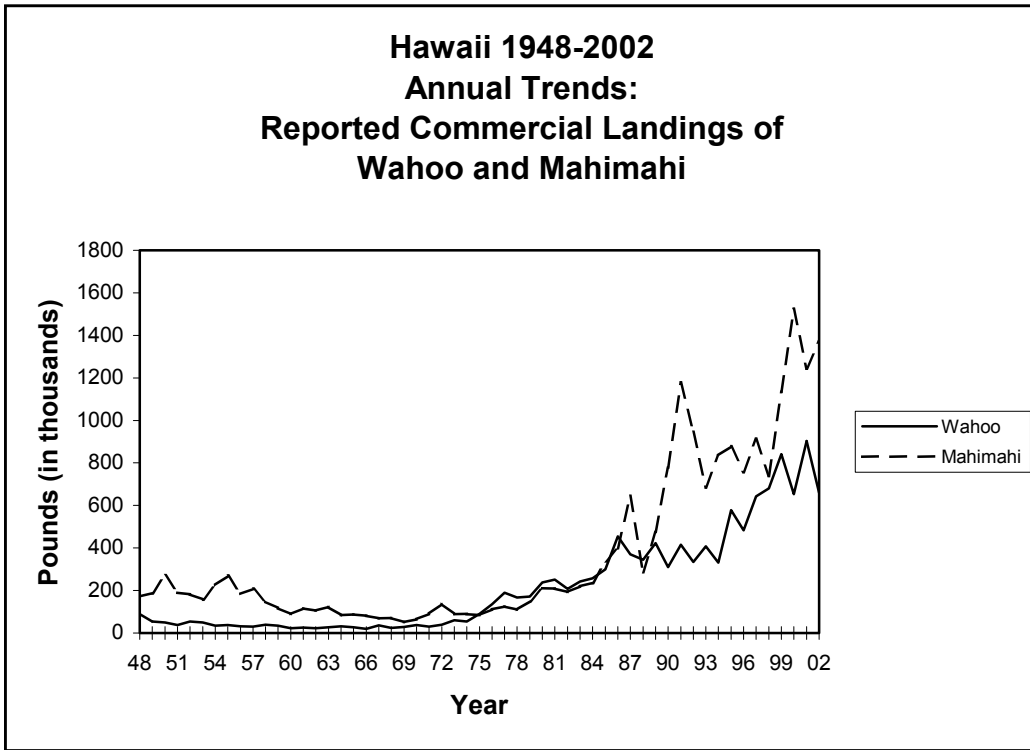


Figure V.3.5

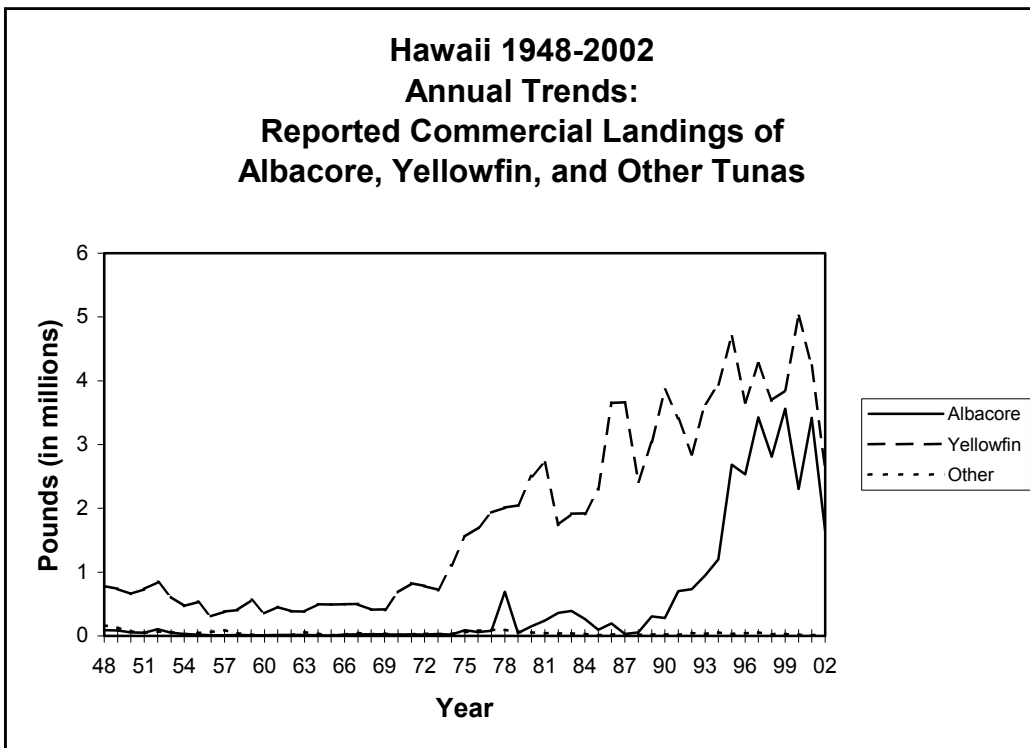


Figure V.3.6

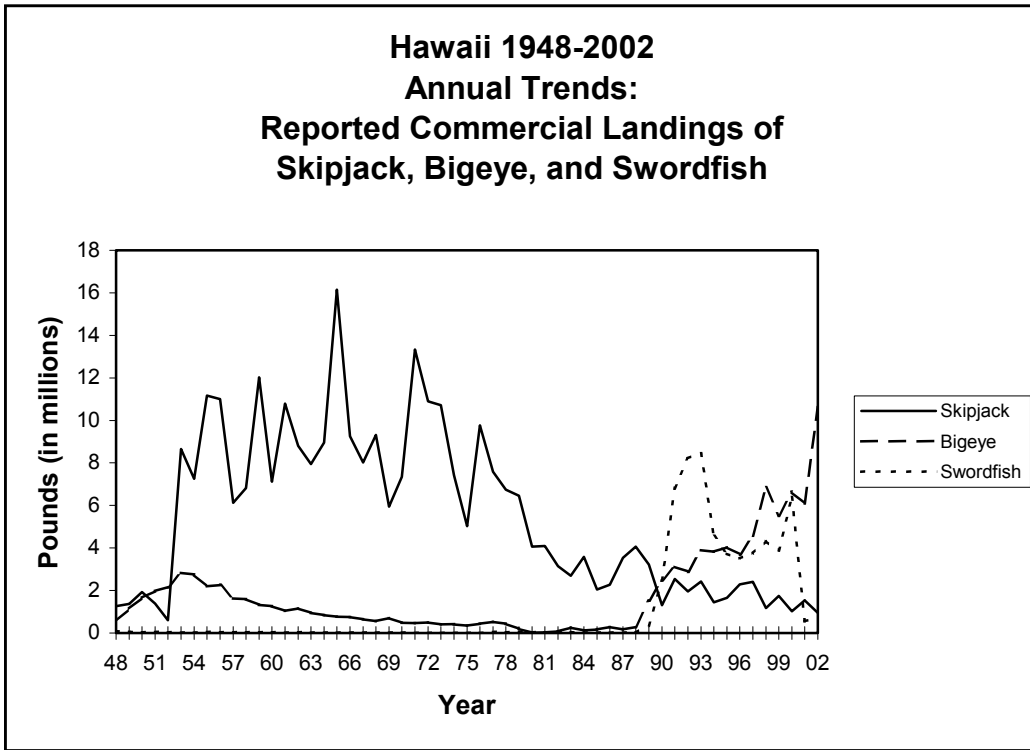


Figure V.3.7

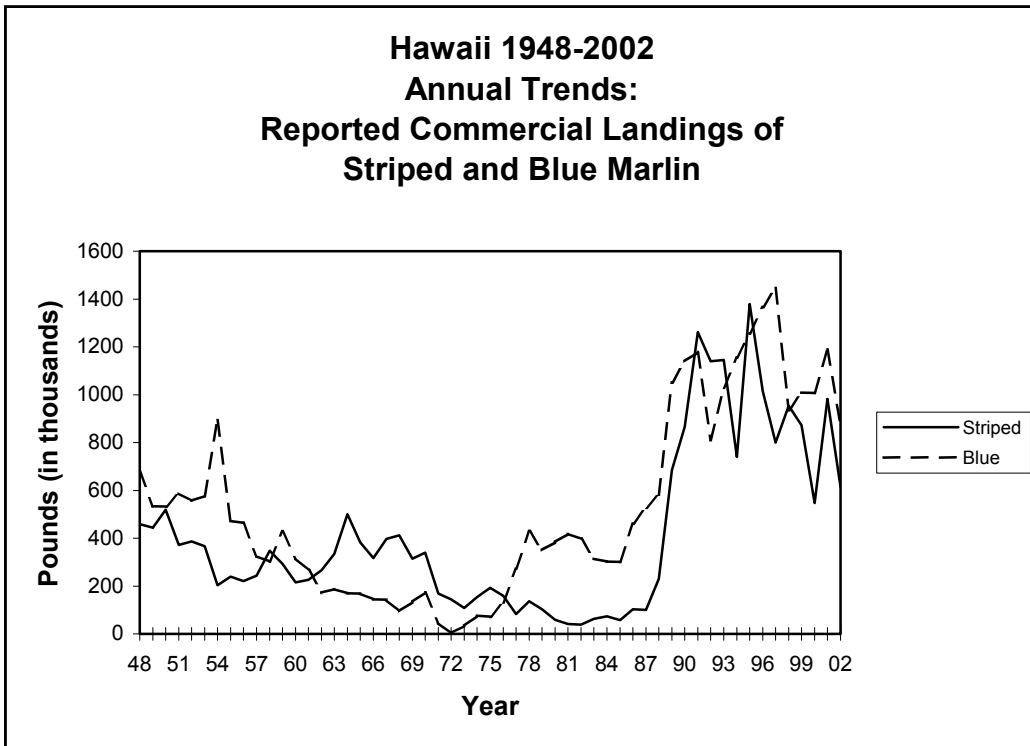


Figure V.3.8

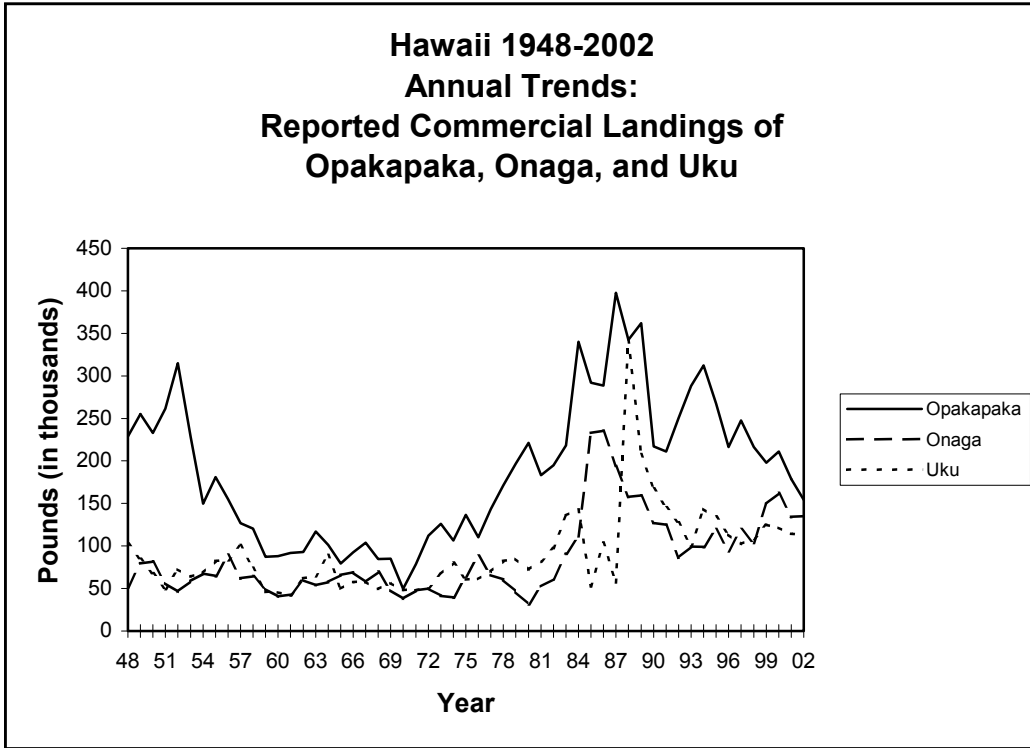


Figure V.3.9

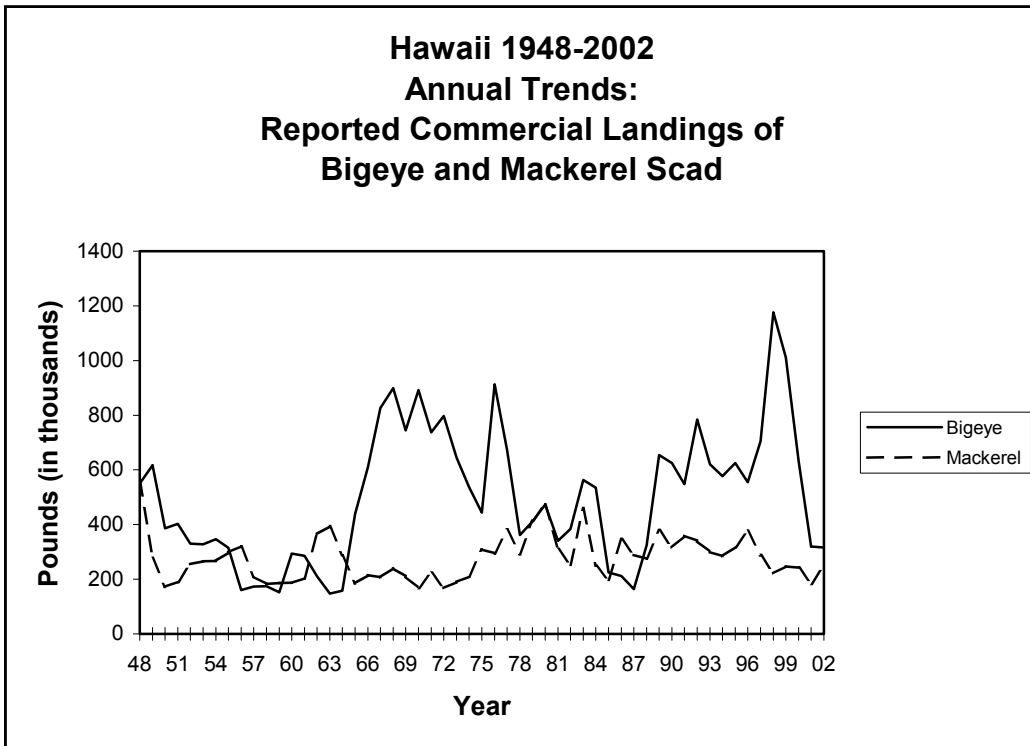


Figure V.3.10

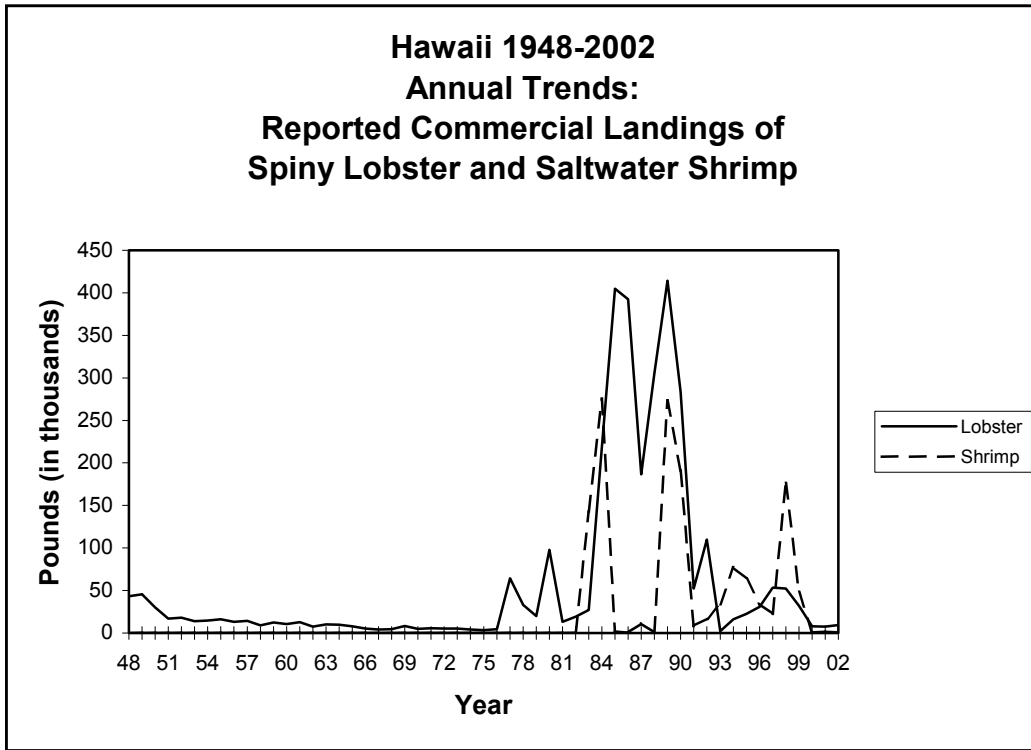


Figure V.4.1

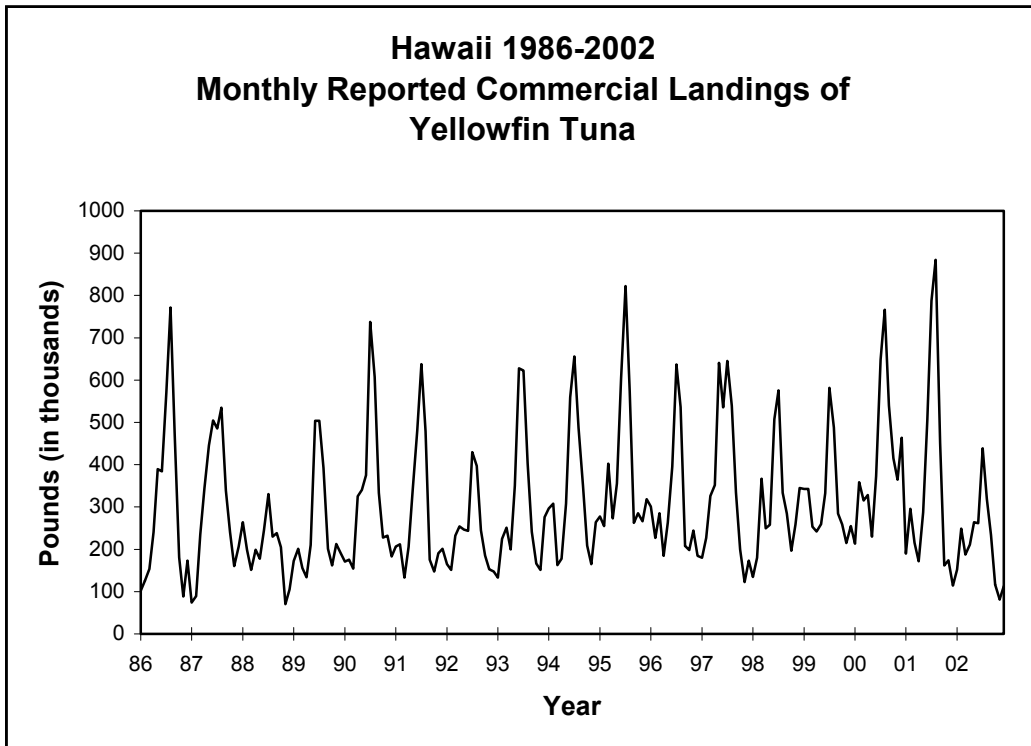


Figure V.4.2

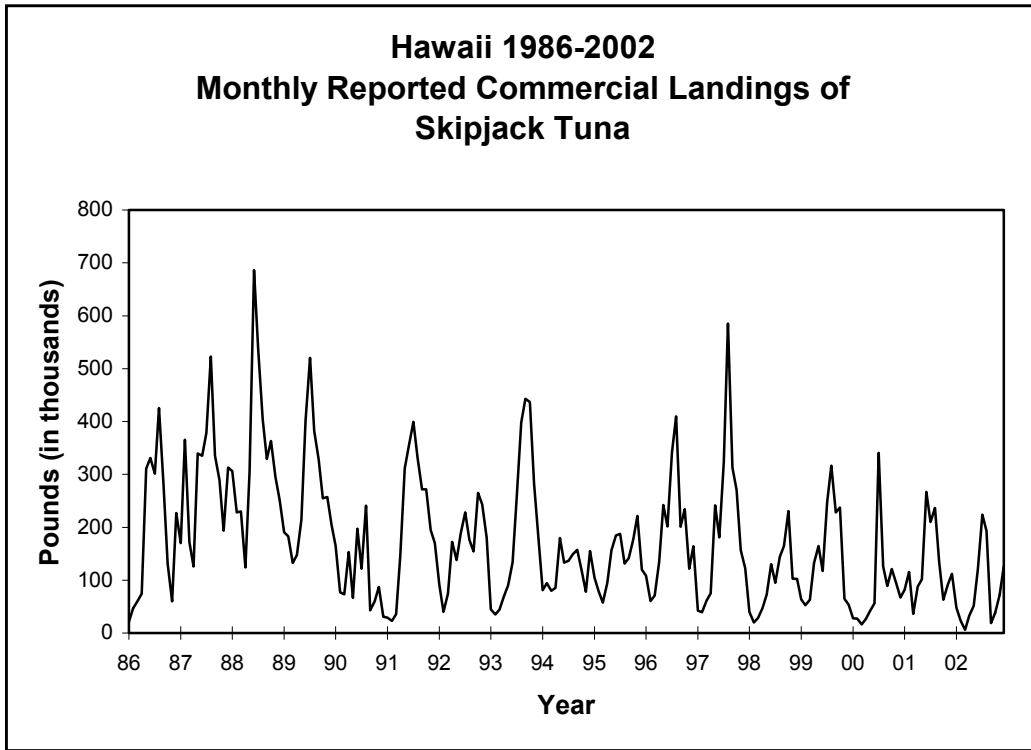


Figure V.4.3

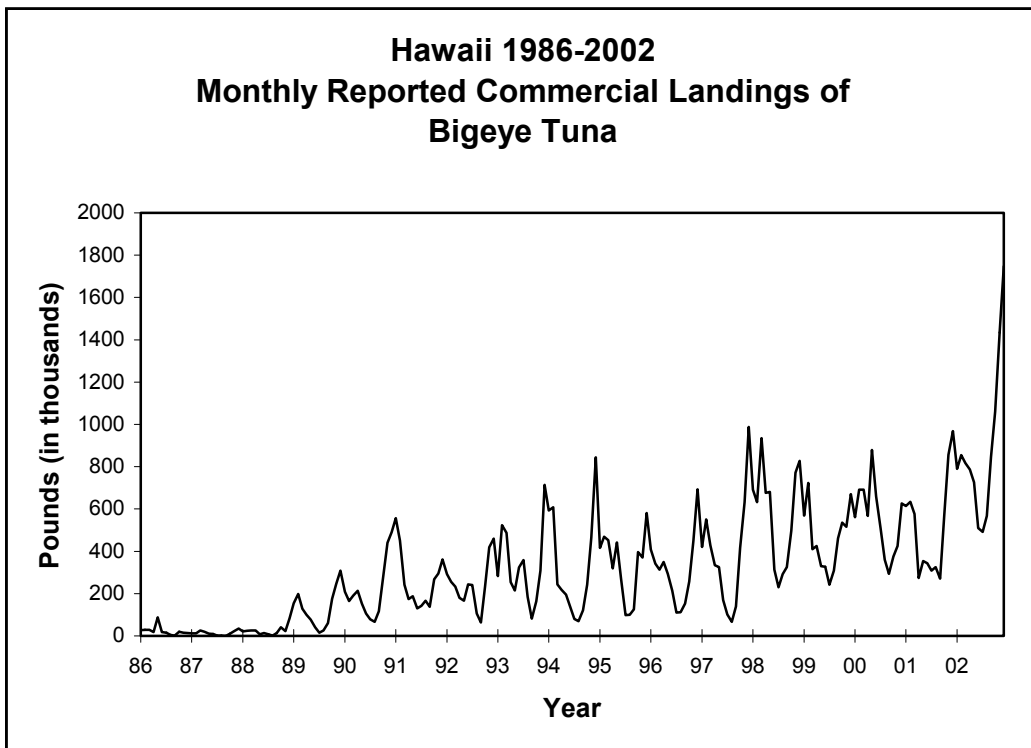


Figure V.4.4

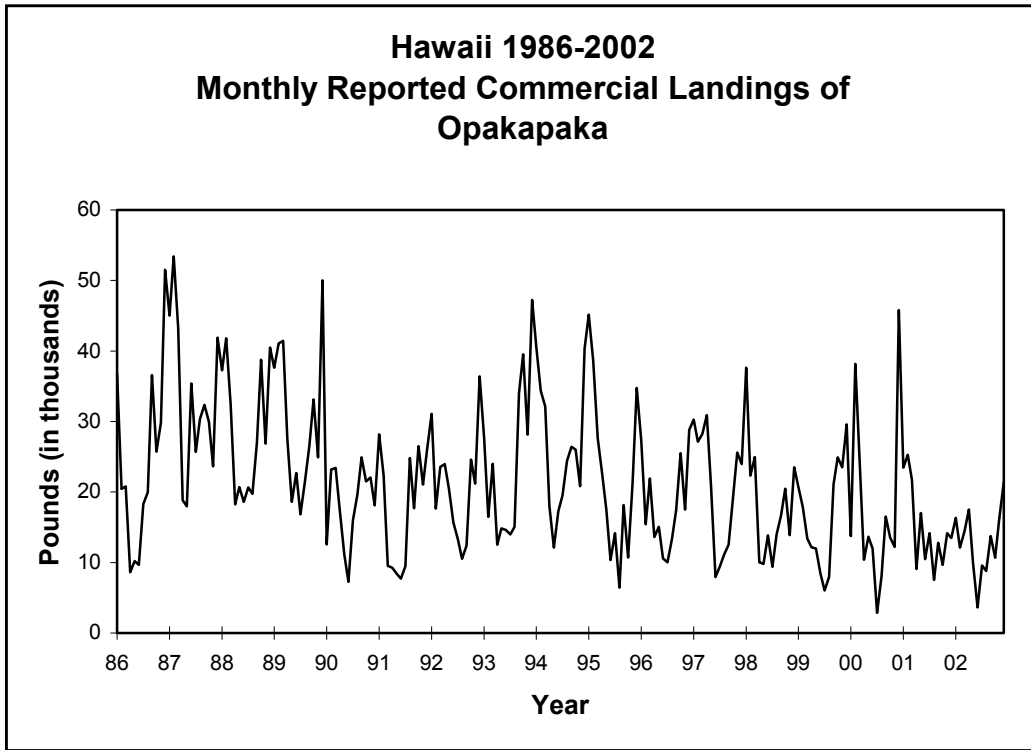


Figure V.4.5

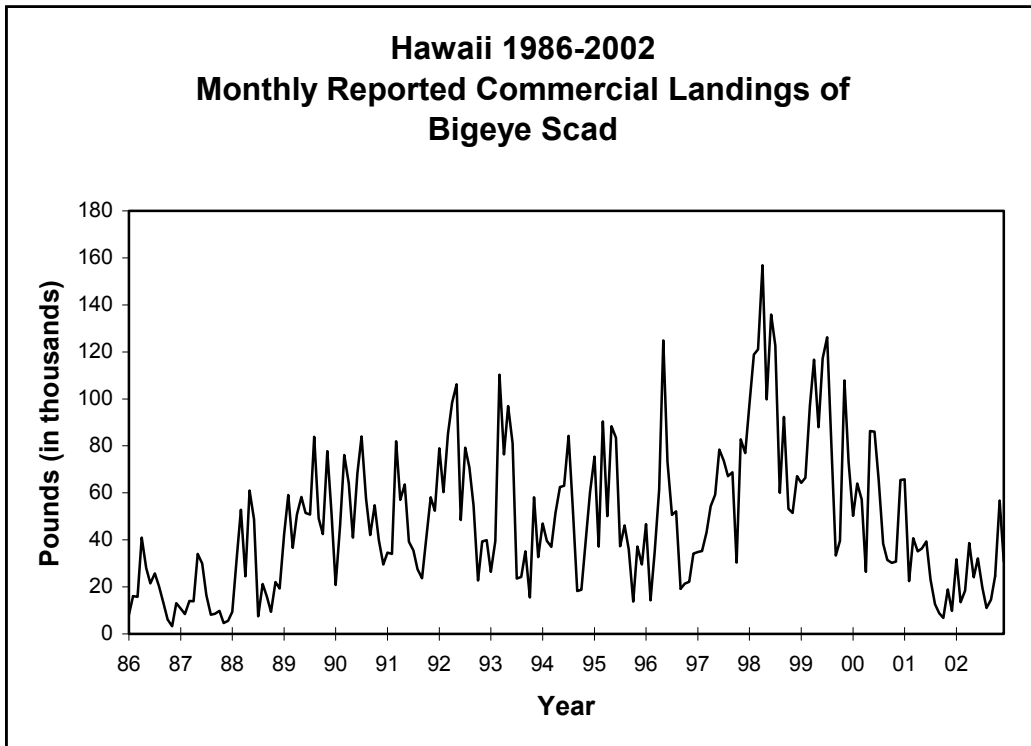


Figure V.4.6

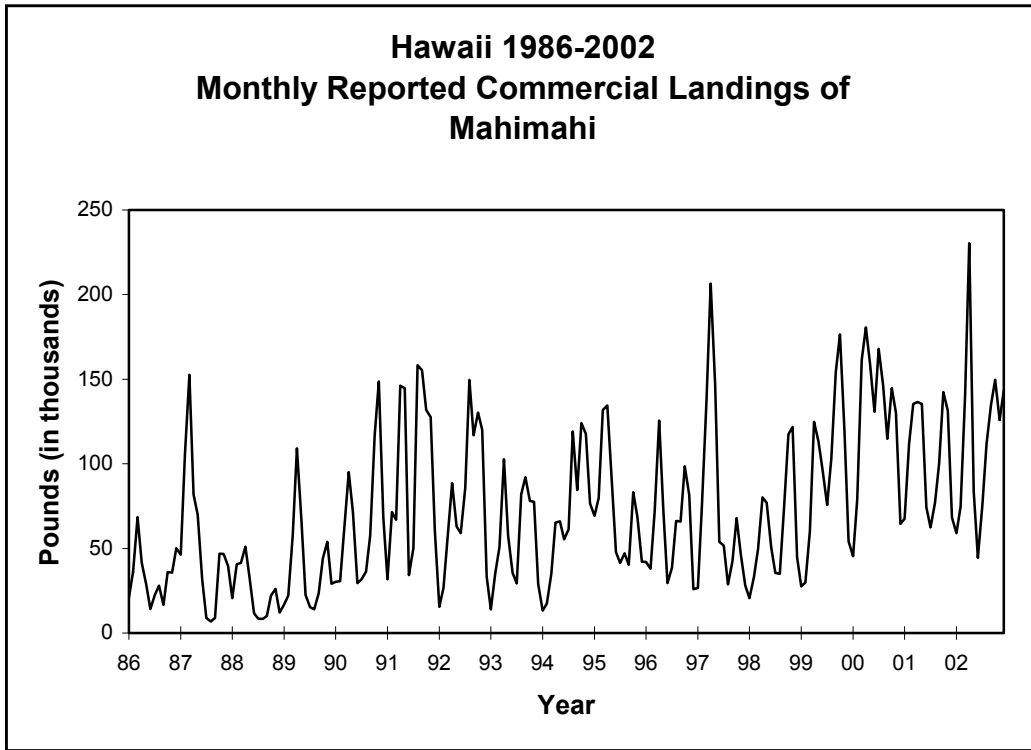


Figure V.4.7

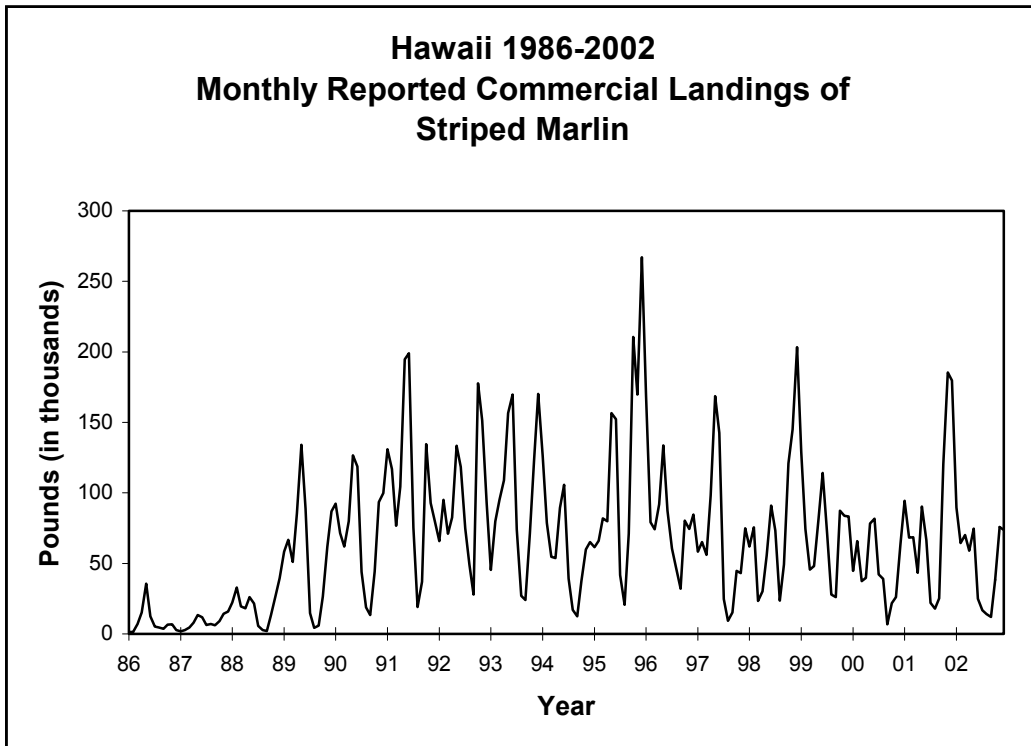


Figure V.4.8

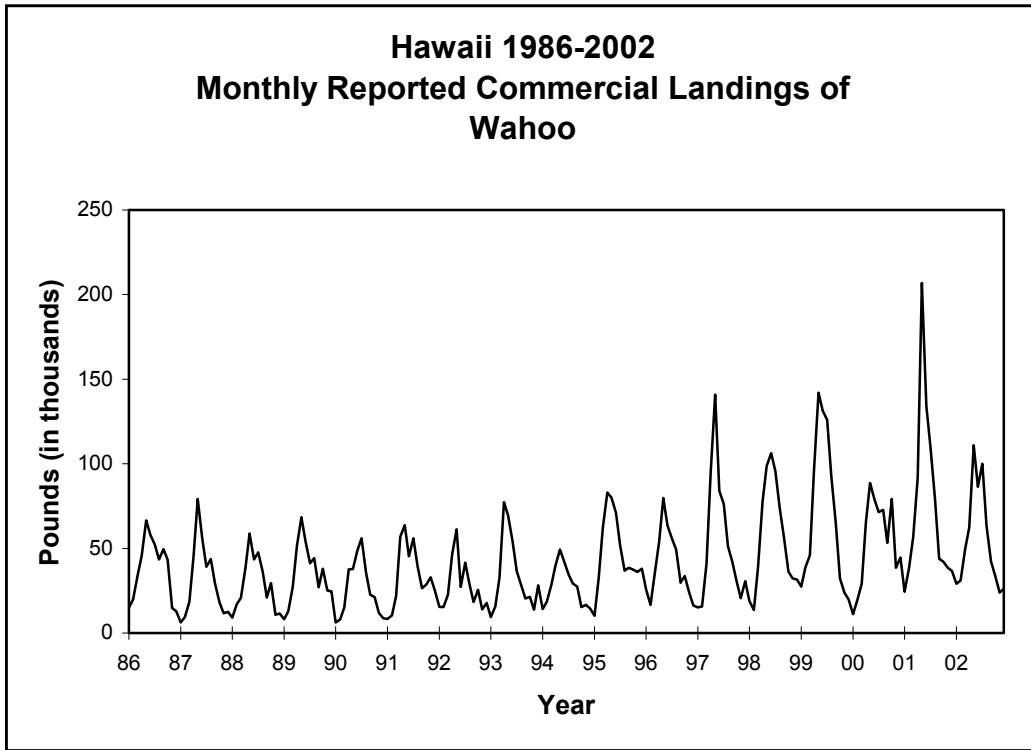


Figure V.4.9

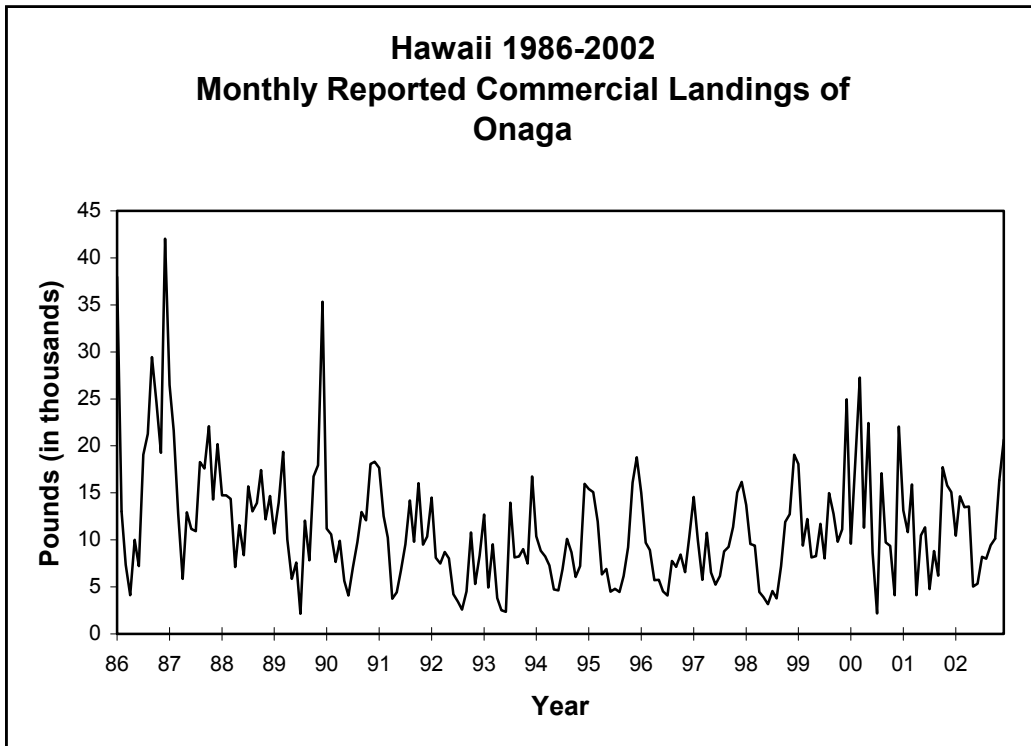


Figure V.4.10

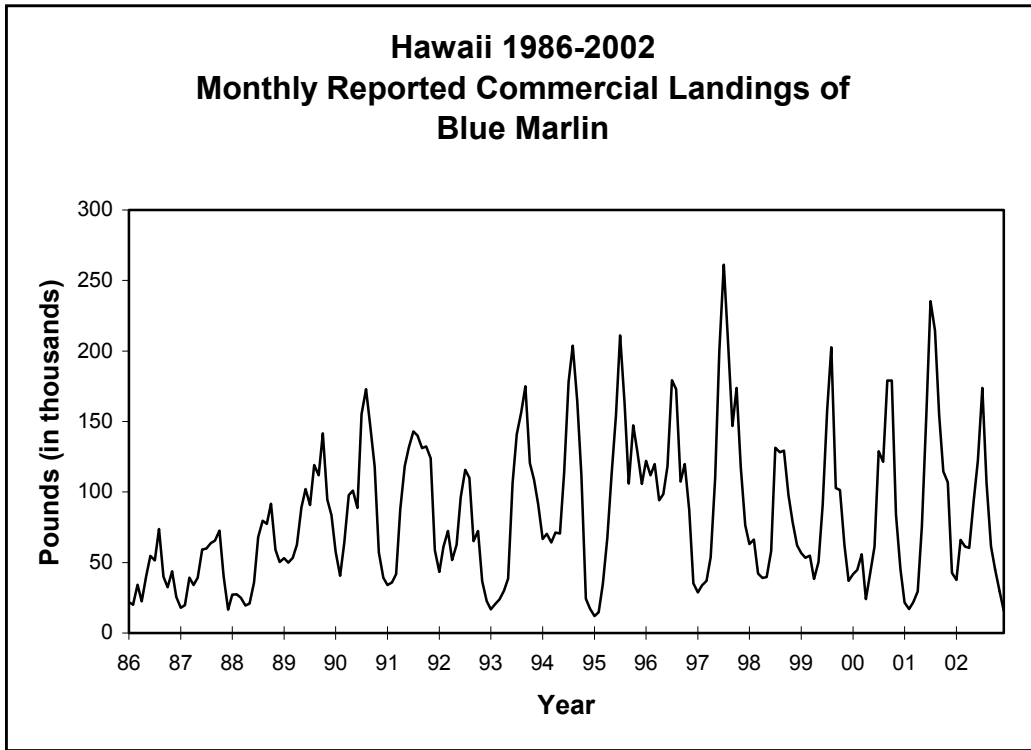


Figure V.4.11

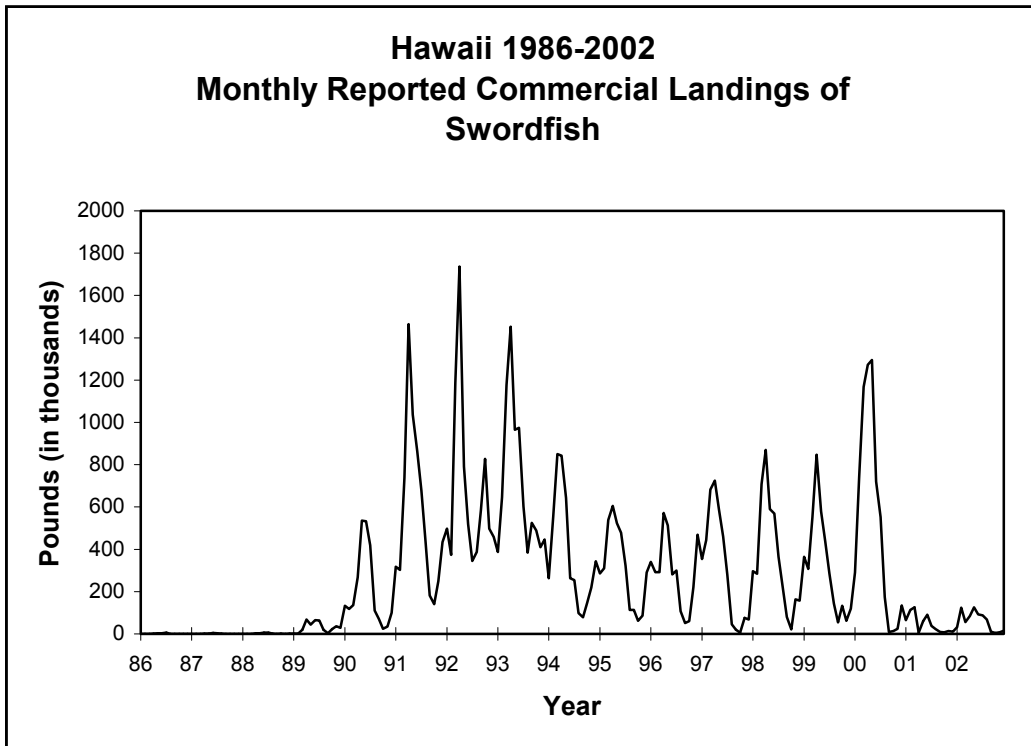


Figure V.4.12

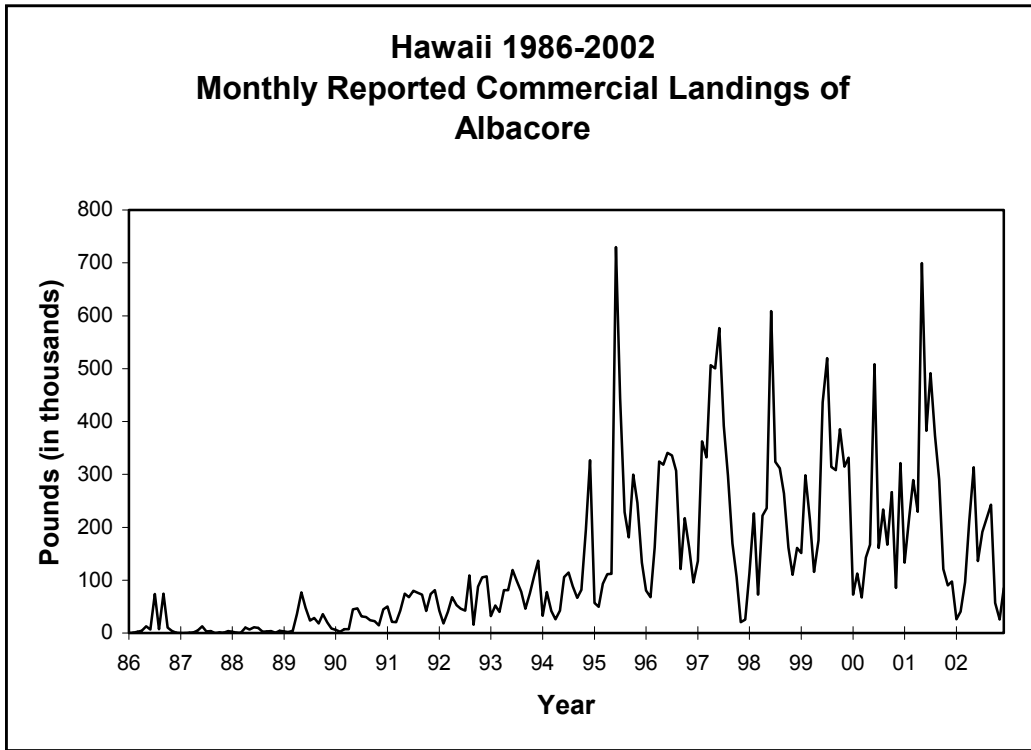


Figure V.4.13

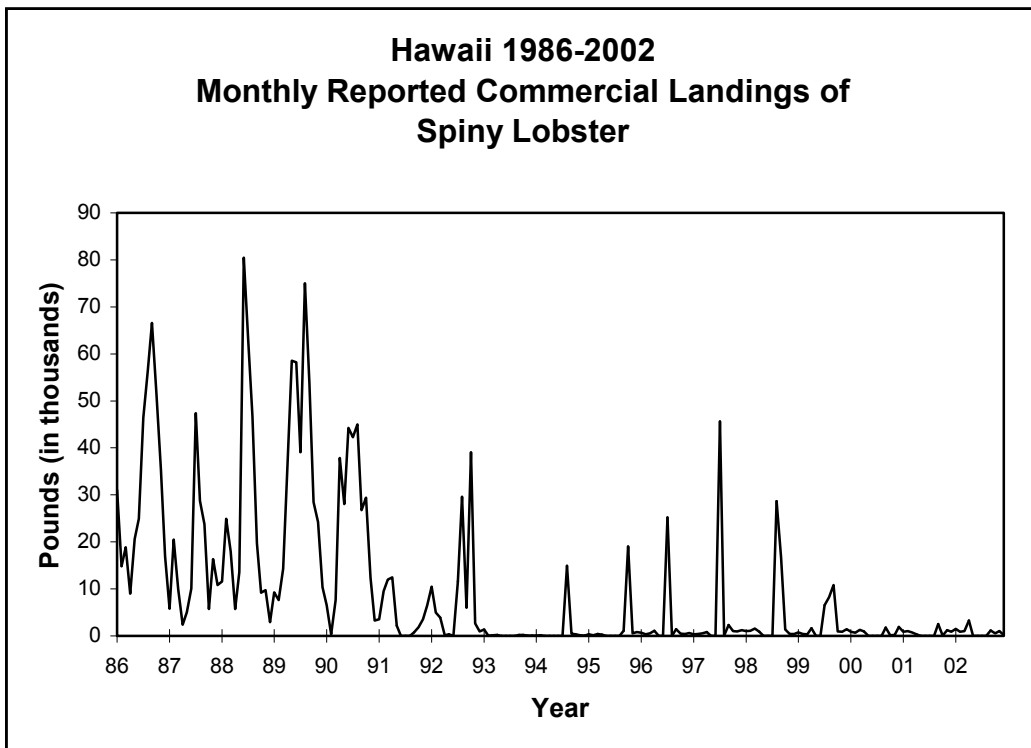


Figure V.4.14

