

STATE OF HAWAII 2007 FISHERY STATISTICS

Compiled by
Division of Aquatic Resources
and the
Western Pacific Fishery Information Network

June 2009

CONTENTS

	Page
Introduction	D.1
Data Collecting	D.2
Data Processing	D.3
Data Reporting	D.3
Species Categories	D.4
Tables	D.8
Figures	D.34

LIST OF HAWAII 2007 SUMMARY TABLES

Table		Page
D-1	Annual Reported Commercial Landings	D.8
D-2	January Reported Commercial Landings	D.10
D-3	February Reported Commercial Landings	D.12
D-4	March Reported Commercial Landings	D.14
D-5	April Reported Commercial Landings	D.16
D-6	May Reported Commercial Landings	D.18
D-7	June Reported Commercial Landings	D.20
D-8	July Reported Commercial Landings	D.22
D-9	August Reported Commercial Landings	D.24
D-10	September Reported Commercial Landings	D.26
D-11	October Reported Commercial Landings	D.28
D-12	November Reported Commercial Landings	D.30
D-13	December Reported Commercial Landings	D.32

LIST OF HAWAII FIGURES

Figure	Page
2007 Monthly Reported Commercial Landings	
D-1-1 Pelagic Fishes, Bottomfishes, Reef Fishes, and Other Fishes	D.34
D-1-2 Tunas, PMUS, and BMUS	D.34
D-1-3 Skipjack Tuna, Bigeye Tuna, and Swordfish	D.35
D-1-4 Albacore, Yellowfin, and Other Tunas	D.35
D-1-5 Wahoo, Mahimahi, and Billfishes	D.36
 1948-2007 Average Monthly Reported Commercial Landings	
D-2-1 Tunas, PMUS, and BMUS	D.37
D-2-2 Skipjack Tuna, Bigeye Tuna, and Swordfish	D.37
D-2-3 Albacore, Yellowfin, and Other Tunas	D.38
D-2-4 Wahoo and Mahimahi	D.38
D-2-5 Striped Marlin and Blue Marlin	D.39
D-2-6 Opakapaka, Onaga, and Uku	D.39
D-2-7 Bigeye Scad and Mackerel Scad	D.40
D-2-8 Spiny Lobster and Saltwater Shrimp	D.40
 1948-2007 Annual Reported Commercial Landings	
D-3-1 All Species (Pounds) and All Species (Dollars)	D.41
D-3-2 Pelagic Fishes, Bottomfishes, Reef Fishes, and Other Fishes	D.41
D-3-3 Tunas, PMUS, and BMUS	D.42
D-3-4 Skipjack Tuna, Bigeye Tuna, and Swordfish	D.42
D-3-5 Albacore, Yellowfin, and Other Tunas	D.43
D-3-6 Wahoo and Mahimah	D.43
D-3-7 Striped Marlin and Blue Marlin	D.44
D-3-8 Opakapaka, Onaga, and Uku	D.44
D-3-9 Bigeye Scad and Mackerel Scad	D.45
D-3-10 Spiny Lobster and Saltwater Shrimp	D.45

LIST OF HAWAII FIGURES (continued)

Figures	Page
1986-2007 Monthly Reported Commercial Landings	
D-4-1 Skipjack Tuna	D.46
D-4-2 Bigeye Tuna	D.46
D-4-3 Swordfish	D.47
D-4-4 Albacore Tuna	D.47
D-4-5 Yellowfin Tuna	D.48
D-4-6 Wahoo	D.48
D-4-7 Mahimahi	D.49
D-4-8 Blue Marlin	D.49
D-4-9 Striped Marlin	D.50
D-4-10 Moonfish (Opah)	D.50
D-4-11 Pomfret	D.51
D-4-12 Oilfish	D.51
D-4-13 Onaga	D.52
D-4-14 Bigeye Scad	D.52

STATE OF HAWAII 2007 FISHERY STATISTICS

INTRODUCTION

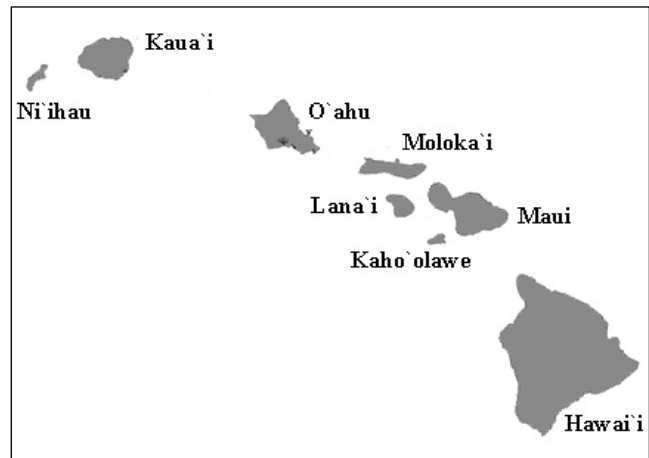
The Hawaiian Archipelago stretches northwestward over 1500 miles.

Location: 19° N latitude, 155° W longitude to about 28° N latitude and 178° W longitude

Islands: Hawaii, Maui, Lanai, Molokai, Oahu, Kauai, Kahoolawe, and Niihau (comprise over 99% of the total land area)

Population: 1,283,000 (*The State of Hawaii Data Book, 2007 Update*)

Commercial Catch Breakdown (lbs):
88% on Oahu, 9% on Hawaii (Big Island), 1% on Maui, and about 2% unknown or on other islands



Hawaiian Islands: copied and modified from:
http://satftp.soest.hawaii.edu/space/hawaii/maps/All_Islands_map.710x509.gif
SOEST Satlab Server

The commercial fisheries of the State of Hawaii are quite diverse; they vary from shore-based algae (limu) harvesting by hand to large vessel-based fisheries such as the offshore pelagic longline fishery that operates on the high seas. There are several major fisheries in Hawaii. Tuna fishing using various methods, deepwater hook-and-line bottomfish fishing for groupers and snappers, various forms of net fishing that target nearshore pelagic and reef fish species, and trolling for such pelagic species as tuna, marlin, wahoo (ono), and mahimahi constitute the top producing fisheries.

Commercial fishing (i.e., selling catches or providing charter fishing services) in Hawaii requires purchasing an annually renewable commercial marine license (CML). In 2007 there were 4117 licensed commercial fishers. The summary catch data for 2007 were created from a combination of Hawaii Division of Aquatic Resources' (HDAR) fishers and dealer reports processed through the Dealer Reporting System (DRS) and Fisherman Reporting System (FRS), as well as additional fishery reports (including federal longline logbooks).

In 2007 the main Hawaiian Islands (MHI) deepwater bottomfish fishery was managed through the implementation of a total allowable catch (TAC) of 178,000 pounds. The implementation of the TAC was a federally mandated management measure to end overfishing of specific deepwater bottomfish species within the MHI. The managed species are known as the "deep 7" and are comprised of onaga, opakapaka, kalekale, hapuupuu, ehu, gindai, and lehi. The fishing season opened on October 1, 2007 and closed in April 2008. For more

information about this fishery, please visit <http://www.hawaiibottomfish.info>. None of the other MHI commercial fisheries are constrained by TAC management measures.

DATA COLLECTING

Previously, data processed in the Reported Landings tables and charts presented in this section were collected from various Fishermen's Reporting System (FRS) forms. Beginning in October 2002, HDAR implemented several new FRS forms that no longer required sales information reporting as a trade-off for requiring improved catch, effort, and bycatch statistics. The FRS was modified to accommodate these new forms.

The Dealer Reporting System (DRS) was computerized in 2000 and is now a major source of sales data used to create the tables and charts. Data from the NOAA Fisheries Longline Logbook Program are integrated with DRS and FRS data to create the best available summaries presented in this report.

Dealers are required by state law to submit a Commercial Marine Dealer's Report for each month that they are in the business of purchasing marine life. Information collected includes

- Dealer Name
- Dealer Number
- Month and Year
- Date
- First and Last Name from Whom Fish was Bought
- Fisher's CML Number
- Species Bought
- Pounds Bought
- Pieces Bought
- Amount Paid
- Condition

Likewise, all holders of a CML are required by state law to report on their fishing activity. The majority of commercial fishers use the Monthly Fishing Report, a replacement for the old General Fish Catch Report (C-3 form). This form collects data about fishing catch and effort for each day, method, and area fished, and it is processed in the FRS. Information collected includes

- Fisher's Name and CML Number
- Boat's Name and Registration/USCG Number
- Month and Year Fished
- Day Fished
- Charter Trip (y/n)
- Buoy or Area Fished
- Fishing Method
- Hours Fished per Method/Area
- Number of Net Sets
- Number of Fishing Lines, Traps, or Net Length
- Port of Landing
- Species Name
- Number Landed
- Pounds Landed
- Number Lost
- Number Released

Other FRS data collection forms include the Net, Trap and Dive Activity Report, Tuna Handline Trip Report, Deep-sea Handline Trip Report, Aku Boat Report, NWHI Bottomfish Trip Sales Report, and NWHI Bottomfish Trip Daily Log. Commercial collectors of tropical marine fish are required to have an aquarium permit in addition to their commercial marine license, and they are required to report monthly on the C-6 Aquarium Fish Catch Report. Aquarium fish catches, however, are not included in this report's statistics.

This report assumes that the data submitted by fishers are complete and accurate. HDAR continually attempts to improve the quality of data and decrease the time delays in receiving and processing the data.

DATA PROCESSING

When HDAR receives various data reporting forms, staff code and edit the data before keypunching. Forms that fail initial editing are returned for correction and resubmission, or minor problems may be cleared up over the telephone. Delinquency notices are sent to those who fall more than a few months behind in their reporting. Once the data are keypunched, HDAR staff use computer-generated reports to verify and correct errors in the database. When the database is considered to be reasonably complete and error free, it is ready for use in producing various summary catch reports.

DATA REPORTING

More than 150 marine species and species groups are recorded in HDAR's monthly landings reports, many of which are insignificant in the total catch. To help reduce this document's size and improve the usability of the tables, WPacFIN staff combined the less important species, reorganized the order of presentation, created a new species coding system, and translated all records in the database. The new coding system has 100 species and species groups based on flexible ecological and phylogenetic criteria. All of the commercially important pelagic and bottomfish species or unique species groups have individual codes and are reported separately. Marine pond catches are included in the species totals, but make up less than 0.4% of the total landings for each year.

The monthly and annual reports included in this document contain the common name, pounds caught, pounds sold, value rounded to the nearest dollar, and the average price per pound for each species. Pounds caught data come from the longline logbooks, dealer reports, and fisherman catch reports; the pounds sold, value and price/pound data come from the dealer reports. Each monthly report contains a subtotal for the sum of all species for that month.

Several types of graphs are also included. Please note that some of the charts in this volume are new or modified from earlier volumes. To access the most up-to-date data and charts, please visit <http://www.pifsc.noaa.gov/wpacfin>.

SPECIES CATEGORIES

The species and species groups used in the tables and graphs are defined in this section. Many of the species included in this report have been recategorized over the years. For example, the Magnuson Fishery Conservation and Management Act of 1976 was amended in 1992 to include tunas in the Pelagic Management Unit Species (PMUS) category. However, this report maintains the original species categorizations from previous FSWP reports for comparative purposes. As such, tunas are kept in a separate category.

I. Pelagic Management Unit Species (PMUS)

Billfishes (unknown)	Sharks
Black marlin	Shortnose spearfish
Blue marlin	Striped marlin
Mahimahi	Swordfish
Sailfish	Wahoo

II. Bottomfish Management Unit Species (BMUS)

Amberjack	Onaga (red snapper)
Black ulua	Opakapaka (pink snapper)
Blue lined snapper	Pig-lipped ulua
Ehu (red snapper)	Porgy
Gindai (flower snapper)	Uku (gray snapper)
Golden kalekale	White ulua
Hawaiian grouper	Yellow-tail kali
Lehi (silverjaw)	

III. Billfishes

Billfishes (unknown)	Shortnose spearfish
Black marlin	Striped marlin
Blue marlin	Swordfish
Sailfish	

IV. Tunas

Albacore tuna	Skipjack tuna
Bigeye tuna	Tunas (unknown)
Kawakawa	Yellowfin tuna

V. Other Tunas

Kawakawa	Tunas (unknown)
----------	-----------------

VI. Fisheries Categories

A. *Pelagic Fishes*

Albacore tuna	Pomfret
Barracudas	Rainbow runner
Bigeye tuna	Rays
Billfishes (unknown)	Sailfish
Black marlin	Sharks
Blue marlin	Shortnose spearfish
Japanese mackerel	Skipjack tuna
Kawakawa	Striped marlin
Mahimahi	Swordfish
Moonfish (opah)	Tunas (unknown)
Oilfish	Wahoo
Pelagic fishes (unknown)	Yellowfin tuna

B. *Bottomfishes*

Amberjack	Onaga (red snapper)
Black ulua	Opakapaka (pink snapper)
Blue lined snapper	Papa ulua
Blue spot grouper	Pig-lipped ulua
Blue trevally	Porgy
Dobe ulua	Sasa ulua
Ehu (red snapper)	Snake mackerel
Gindai (flower snapper)	Snappers
Golden kalekale	Uku (gray snapper)
Hawaiian grouper	White ulua
Jacks	Yellow-tail kali
Lehi (silverjaw)	

C. *Reef Fishes*

Bigeyes	Reef fishes (unknown)
Damselfishes	Reef jacks
Filefishes	Rudderfish
Flounders	Scorpionfishes
Goatfishes	Squirrelfishes
Gobies	Surgeonfishes/tangs
Hawkfish	Tilapia
Mountain bass	Trumpetfish
Parrotfishes	Wrasses
Pufferfishes	

D. *Other Fishes*

Algae	Milkfish
Armorhead	Miscellaneous
Bigeye scad (akule)	Mulletts
Bonefish	Needlefishes
Clams	Octopus
Crabs	Sea turtles
Eels	Shrimp (freshwater)
Flying fishes	Shrimp (saltwater)
Freshwater fishes	Silversides
Herrings/sardines	Slipper lobsters
Invertebrates	Spiny lobsters
Leatherjacket	Squid
Limpets (saltwater)	Ten pounder
Mackerel scad	Threadfin

(This page is intentionally left blank.)

Table D-1
Hawaii Annual 2007 Reported Commercial Landings

Species	Caught	Sold	Value (\$)	Price/Lb (\$)
Miscellaneous	2,116	1,638	2,456	1.50
Sharks	443,496	364,314	193,663	0.53
Rays	6	0	0	0.00
Eels	1,974	1,974	2,052	1.04
Armorhead	11	0	0	0.00
Bigeye scad (akule)	736,172	269,070	638,537	2.37
Mackerel scad	358,642	193,945	459,794	2.37
Leatherjacket	284	278	472	1.70
Ten pounder	1,484	1,206	1,242	1.03
Bonfish	10,080	6,641	6,877	1.04
Milkfish	3,620	3,295	4,281	1.30
Flying fishes	1	0	0	0.00
Needlefishes	1,759	219	349	1.59
Threadfin	537	229	1,373	6.01
Mulletts	11,345	10,484	37,829	3.61
Pomfret	612,110	592,991	1,460,403	2.46
Oilfish	458,428	458,221	1,019,723	2.23
Jacks	1,550	702	1,820	2.59
Amberjack	11,642	1,027	1,961	1.91
Sasa ulua	573	193	490	2.54
Pig-lipped ulua	13,955	11,087	18,293	1.65
Dobe ulua	56	31	85	2.73
Papa ulua	3,766	1,773	5,510	3.11
White ulua	31,056	12,192	24,721	2.03
Black ulua	1,483	436	702	1.61
Blue trevally	7,548	3,811	9,184	2.41
Hawaiian grouper	29,675	23,048	117,059	5.08
Blue spot grouper	1,061	387	1,079	2.79
Snappers	3,149	2,337	8,201	3.51
Yellow-tail kali	17	8	30	3.62
Blue lined snapper	32,980	29,485	39,897	1.35
Ehu (red snapper)	22,210	16,467	84,002	5.10
Gindai (flower snapper)	4,594	3,256	12,780	3.93
Golden kalekale	7,567	5,557	19,201	3.46
Lehi (silverjaw)	8,478	7,667	28,626	3.73
Onaga (red snapper)	98,024	79,428	528,874	6.66
Opakapaka (pink snapper)	109,997	87,362	493,322	5.65
Uku (gray snapper)	172,081	148,899	473,371	3.18
Porgy	3,325	3,320	11,207	3.38
Reef fishes (unknown)	282	121	126	1.04
Reef jacks	35	6	23	3.83
Squirrelfishes	37,709	33,010	132,366	4.01
Trumpetfish	39	25	24	0.98
Scorpionfishes	2,306	1,472	6,076	4.13
Mountain bass	1,977	1,478	6,165	4.17
Bigeyes	5,163	4,111	13,619	3.31

Table D-1 (continued)
Hawaii Annual 2007 Reported Commercial Landings

Species	Caught	Sold	Value (\$)	Price/Lb (\$)
Goatfishes	35,398	26,478	94,326	3.56
Rudderfish	32,859	31,073	34,004	1.09
Damselfishes	1,546	1,385	3,597	2.60
Hawkfish	601	443	1,110	2.50
Tilapia	3,606	216	540	2.50
Wrasses	4,592	2,552	7,508	2.94
Parrotfishes	44,878	43,464	155,816	3.59
Surgeonfishes/tangs	86,659	85,308	154,879	1.82
Flounders	90	70	90	1.27
Filefishes	726	694	1,232	1.78
Pelagic fishes (unknown)	1,250	86	31	0.36
Moonfish (opah)	1,239,715	1,226,428	2,170,282	1.77
Rainbow runner	1,610	987	2,063	2.09
Mahimahi	1,653,456	1,388,445	3,482,223	2.51
Barracudas	27,783	25,409	28,135	1.11
Wahoo	854,611	715,283	2,086,783	2.92
Japanese mackerel	1	0	0	0.00
Tunas (unknown)	10,452	5,137	20,036	3.90
Skipjack tuna	996,272	729,336	794,203	1.09
Yellowfin tuna	3,507,747	3,246,204	7,240,897	2.23
Albacore tuna	764,725	735,183	1,131,032	1.54
Bigeye tuna	13,618,130	12,872,750	41,961,009	3.26
Kawakawa	8,594	2,548	3,949	1.55
Billfishes (unknown)	5,152	736	373	0.51
Swordfish	3,903,809	3,643,173	7,726,051	2.12
Blue marlin	852,145	747,896	913,374	1.22
Black marlin	7,683	4,770	6,157	1.29
Striped marlin	667,378	623,175	1,108,765	1.78
Shortnose spearfish	328,437	316,880	346,736	1.09
Sailfish	27,784	25,902	24,767	0.96
Spiny lobsters	8,354	7,844	92,908	11.8
Slipper lobsters	121	4	28	7.93
Crabs	43,974	12,634	53,489	4.23
Shrimp (saltwater)	3,555	417	2,333	5.60
Octopus	18,308	17,010	61,495	3.62
Squid	2,463	2,211	5,176	2.34
Limpets (saltwater)	8,760	6,794	58,744	8.65
Invertebrates	4,869	989	25,337	25.6
Algae	6,654	4,338	35,623	8.21
TOTAL	32,039,102	28,937,451	75,702,967	2.62

Table D-2
Hawaii January 2007 Reported Commercial Landings

Species	Caught	Sold	Value (\$)	Price/Lb (\$)
Miscellaneous	321	321	329	1.03
Sharks	37,242	31,316	18,683	0.60
Eels	54	54	58	1.06
Bigeye scad (akule)	81,530	31,954	71,785	2.25
Mackerel scad	32,957	20,752	47,773	2.30
Leatherjacket	3	3	4	1.50
Ten pounder	12	12	12	1.00
Bonefish	184	184	184	1.00
Milkfish	604	604	754	1.25
Needlefishes	46	46	65	1.43
Threadfin	30	1	7	7.00
Mulletts	7	6	15	2.50
Pomfret	42,702	38,234	104,481	2.73
Oilfish	56,167	56,167	101,185	1.80
Jacks	190	102	355	3.48
Amberjack	874	0	0	0.00
Sasa ulua	16	0	0	0.00
Pig-lipped ulua	90	90	209	2.32
Papa ulua	256	141	468	3.32
White ulua	2,233	1,033	2,063	2.00
Black ulua	31	31	51	1.65
Blue trevally	414	232	647	2.79
Hawaiian grouper	2,120	1,856	8,425	4.54
Blue spot grouper	90	0	0	0.00
Snappers	46	28	82	2.93
Yellow-tail kali	5	0	0	0.00
Blue lined snapper	1,784	1,226	1,558	1.27
Ehu (red snapper)	2,072	1,508	8,342	5.53
Gindai (flower snapper)	291	214	894	4.18
Golden kalekale	892	717	2,571	3.59
Lehi (silverjaw)	1,020	1,020	4,453	4.37
Onaga (red snapper)	11,877	9,640	68,994	7.16
Opakapaka (pink snapper)	19,865	14,318	83,165	5.81
Uku (gray snapper)	6,382	6,227	22,543	3.62
Porgy	17	17	69	3.99
Reef fishes (unknown)	24	24	24	1.00
Squirrelfishes	958	958	3,663	3.82
Trumpetfish	7	7	7	1.00
Scorpionfishes	194	155	696	4.48
Mountain bass	38	13	37	2.89
Bigeyes	378	350	947	2.70
Goatfishes	2,816	1,860	5,401	2.90
Rudderfish	1,442	1,442	1,794	1.24
Damselfishes	157	108	172	1.60
Hawkfish	20	16	44	2.72
Tilapia	660	0	0	0.00

Table D-2 (continued)
Hawaii January 2007 Reported Commercial Landings

Species	Caught	Sold	Value (\$)	Price/Lb (\$)
Wrasses	349	92	228	2.48
Parrotfishes	1,018	829	2,697	3.25
Surgeonfishes/tangs	6,334	4,984	8,030	1.61
Flounders	7	7	7	1.00
Filefishes	44	44	78	1.75
Pelagic fishes (unknown)	240	64	29	0.45
Moonfish (opah)	66,521	64,031	170,518	2.66
Rainbow runner	139	139	415	2.98
Mahimahi	37,414	30,225	104,105	3.44
Barracudas	780	247	259	1.05
Wahoo	28,981	28,231	103,366	3.66
Tunas (unknown)	532	11	10	0.96
Skipjack tuna	50,212	37,047	53,014	1.43
Yellowfin tuna	223,658	203,897	448,371	2.20
Albacore tuna	68,184	62,490	115,498	1.85
Bigeye tuna	1,091,438	1,005,335	2,940,050	2.92
Kawakawa	233	0	0	0.00
Billfishes (unknown)	20	0	0	0.00
Swordfish	245,176	198,211	542,460	2.74
Blue marlin	39,013	27,200	45,691	1.68
Black marlin	189	189	317	1.68
Striped marlin	97,524	97,524	178,617	1.83
Shortnose spearfish	23,903	20,733	32,811	1.58
Sailfish	341	143	203	1.42
Spiny lobsters	875	875	9,438	10.8
Slipper lobsters	13	4	28	7.93
Crabs	4,940	945	3,814	4.04
Octopus	2,131	1,898	6,992	3.68
Squid	22	22	55	2.50
Limpets (saltwater)	676	676	10,138	15.0
Algae	161	161	1,642	10.2
TOTAL	2,300,182	2,009,236	5,341,887	2.66

Table D-3
Hawaii February 2007 Reported Commercial Landings

Species	Caught	Sold	Value (\$)	Price/Lb (\$)
Miscellaneous	62	62	156	2.53
Sharks	20,277	17,603	14,864	0.84
Eels	53	53	84	1.58
Bigeye scad (akule)	36,849	21,759	49,718	2.28
Mackerel scad	23,758	13,382	30,975	2.31
Leatherjacket	56	56	81	1.44
Ten pounder	152	151	151	1.00
Bonfish	314	314	397	1.26
Milkfish	113	113	162	1.43
Needlefishes	18	15	23	1.47
Threadfin	36	6	38	6.55
Mulletts	8	8	11	1.40
Pomfret	34,986	33,464	98,525	2.94
Oilfish	41,012	41,012	83,635	2.04
Jacks	140	72	127	1.77
Amberjack	778	7	6	0.86
Sasa ulua	26	4	10	2.50
Pig-lipped ulua	219	207	644	3.12
Dobe ulua	21	21	53	2.50
Papa ulua	271	271	798	2.95
White ulua	1,276	204	511	2.50
Black ulua	17	17	29	1.70
Blue trevally	401	251	609	2.43
Hawaiian grouper	1,150	815	5,199	6.38
Blue spot grouper	56	56	198	3.57
Snappers	57	57	171	3.03
Blue lined snapper	1,085	816	1,038	1.27
Ehu (red snapper)	1,804	1,279	7,775	6.08
Gindai (flower snapper)	281	176	783	4.44
Golden kalekale	579	401	1,698	4.24
Lehi (silverjaw)	718	718	2,792	3.89
Onaga (red snapper)	11,367	5,466	42,130	7.71
Opakapaka (pink snapper)	9,389	8,860	54,480	6.15
Uku (gray snapper)	15,810	14,482	50,681	3.50
Porgy	27	27	84	3.09
Reef fishes (unknown)	20	20	20	1.00
Reef jacks	1	1	3	3.00
Squirrelfishes	1,280	1,280	5,174	4.04
Scorpionfishes	165	105	519	4.95
Mountain bass	130	83	404	4.87
Bigeyes	368	247	775	3.14
Goatfishes	1,601	1,543	4,950	3.21
Rudderfish	4,268	4,246	4,300	1.01
Damselfishes	23	8	11	1.42
Hawkfish	7	7	18	2.50
Tilapia	400	0	0	0.00

Table D-3 (continued)
Hawaii February 2007 Reported Commercial Landings

Species	Caught	Sold	Value (\$)	Price/Lb (\$)
Wrasses	391	144	342	2.37
Parrotfishes	1,263	1,260	4,038	3.21
Surgeonfishes/tangs	3,736	3,736	7,540	2.02
Flounders	5	5	10	2.00
Filefishes	55	55	95	1.71
Pelagic fishes (unknown)	913	22	2	0.10
Moonfish (opah)	68,745	67,052	160,724	2.40
Rainbow runner	99	40	84	2.13
Mahimahi	79,042	63,697	166,190	2.61
Barracudas	445	301	482	1.60
Wahoo	30,312	24,573	93,009	3.79
Tunas (unknown)	627	51	58	1.14
Skipjack tuna	108,504	94,173	95,253	1.01
Yellowfin tuna	167,606	158,288	374,604	2.37
Albacore tuna	82,281	78,477	129,365	1.65
Bigeye tuna	942,785	904,374	2,996,475	3.31
Kawakawa	155	24	33	1.35
Billfishes (unknown)	360	0	0	0.00
Swordfish	568,255	568,255	1,211,276	2.13
Blue marlin	37,549	31,705	52,184	1.65
Black marlin	486	486	1,094	2.25
Striped marlin	58,382	58,382	118,370	2.03
Shortnose spearfish	25,390	23,036	34,411	1.49
Sailfish	476	476	930	1.96
Spiny lobsters	1,214	1,181	13,615	11.5
Slipper lobsters	21	0	0	0.00
Crabs	3,034	616	2,530	4.11
Octopus	1,874	1,460	5,255	3.60
Limpets (saltwater)	374	374	3,027	8.09
Invertebrates	320	0	0	0.00
Algae	466	336	3,531	10.5
TOTAL	2,396,594	2,252,319	5,939,336	2.64

Table D-4
Hawaii March 2007 Reported Commercial Landings

Species	Caught	Sold	Value (\$)	Price/Lb (\$)
Miscellaneous	30	30	360	12.0
Sharks	34,793	33,747	29,038	0.86
Eels	199	199	201	1.01
Bigeye scad (akule)	68,228	23,938	58,122	2.43
Mackerel scad	26,008	11,636	29,945	2.57
Leatherjacket	19	19	28	1.50
Ten pounder	267	259	259	1.00
Bonefish	1,259	1,228	1,235	1.01
Milkfish	41	41	57	1.41
Needlefishes	3	0	0	0.00
Threadfin	70	8	48	6.23
Mulletts	63	13	38	2.94
Pomfret	57,003	56,808	136,266	2.40
Oilfish	46,258	46,258	119,102	2.57
Jacks	157	25	25	1.00
Amberjack	1,200	45	40	0.88
Sasa ulua	92	8	24	2.98
Pig-lipped ulua	1,848	1,805	4,808	2.66
Papa ulua	630	320	1,034	3.23
White ulua	3,107	1,482	2,785	1.88
Black ulua	175	22	47	2.19
Blue trevally	398	221	609	2.75
Hawaiian grouper	1,988	1,708	9,347	5.47
Blue spot grouper	36	19	43	2.30
Snappers	242	242	929	3.84
Yellow-tail kali	2	2	9	3.67
Blue lined snapper	1,625	752	1,115	1.48
Ehu (red snapper)	3,000	2,766	15,096	5.46
Gindai (flower snapper)	475	319	1,344	4.22
Golden kalekale	749	636	2,585	4.06
Lehi (silverjaw)	1,279	1,240	4,234	3.41
Onaga (red snapper)	13,711	13,711	93,823	6.84
Opakapaka (pink snapper)	14,365	12,864	76,197	5.92
Uku (gray snapper)	10,245	9,903	35,017	3.54
Porgy	213	213	551	2.59
Reef fishes (unknown)	112	57	56	0.98
Squirrelfishes	2,276	1,953	7,763	3.98
Trumpetfish	2	1	1	1.30
Scorpionfishes	362	211	856	4.07
Mountain bass	147	92	373	4.05
Bigeyes	359	300	1,027	3.42
Goatfishes	3,253	2,648	8,625	3.26
Rudderfish	780	397	573	1.44
Damselfishes	155	145	417	2.87
Hawkfish	192	46	105	2.30
Tilapia	350	0	0	0.00

Table D-4 (continued)
Hawaii March 2007 Reported Commercial Landings

Species	Caught	Sold	Value (\$)	Price/Lb (\$)
Wrasses	624	224	540	2.41
Parrotfishes	4,812	4,595	16,303	3.55
Surgeonfishes/tangs	6,733	6,733	14,112	2.10
Flounders	24	9	13	1.52
Filefishes	116	116	200	1.74
Moonfish (opah)	101,576	101,576	194,839	1.92
Rainbow runner	117	117	249	2.13
Mahimahi	171,120	147,562	386,007	2.62
Barracudas	1,282	934	1,484	1.59
Wahoo	44,264	39,664	147,696	3.72
Tunas (unknown)	269	4	12	3.00
Skipjack tuna	75,853	63,292	82,252	1.30
Yellowfin tuna	175,124	154,664	444,018	2.87
Albacore tuna	67,247	64,644	116,485	1.80
Bigeye tuna	894,668	894,668	3,392,705	3.79
Kawakawa	417	143	254	1.78
Billfishes (unknown)	46	0	0	0.00
Swordfish	748,632	714,271	1,768,730	2.48
Blue marlin	61,008	52,590	76,382	1.45
Black marlin	1,221	1,127	748	0.66
Striped marlin	56,525	56,525	122,459	2.17
Shortnose spearfish	25,339	25,339	40,730	1.61
Sailfish	1,307	336	531	1.58
Spiny lobsters	1,722	1,554	18,162	11.7
Slipper lobsters	20	0	0	0.00
Crabs	2,074	800	3,301	4.13
Octopus	1,632	1,230	4,548	3.70
Squid	23	0	0	0.00
Limpets (saltwater)	514	514	4,070	7.92
Invertebrates	833	8	24	3.25
Algae	515	515	5,901	11.5
TOTAL	2,743,416	2,562,085	7,486,909	2.92

Table D-5
Hawaii April 2007 Reported Commercial Landings

Species	Caught	Sold	Value (\$)	Price/Lb (\$)
Miscellaneous	105	105	16	0.16
Sharks	36,314	31,150	18,872	0.61
Eels	93	93	94	1.02
Bigeye scad (akule)	65,675	26,806	65,858	2.46
Mackerel scad	24,388	12,997	33,438	2.57
Leatherjacket	17	17	23	1.40
Ten pounder	486	486	486	1.00
Bonefish	4,314	1,138	1,138	1.00
Milkfish	1,124	945	1,173	1.24
Needlefishes	55	0	0	0.00
Threadfin	30	3	18	7.00
Mulletts	2,500	2,416	8,549	3.54
Pomfret	44,350	44,350	112,041	2.53
Oilfish	39,195	39,195	90,854	2.32
Jacks	94	43	72	1.70
Amberjack	894	0	0	0.00
Sasa ulua	154	29	73	2.50
Pig-lipped ulua	1,700	99	290	2.92
Dobe ulua	2	2	3	2.00
Papa ulua	341	51	157	3.11
White ulua	3,393	766	1,444	1.89
Black ulua	68	0	0	0.00
Blue trevally	295	151	380	2.52
Hawaiian grouper	4,064	940	4,578	4.87
Blue spot grouper	27	9	20	2.25
Snappers	99	99	405	4.08
Yellow-tail kali	1	1	5	4.00
Blue lined snapper	1,984	1,865	2,511	1.35
Ehu (red snapper)	3,072	2,072	11,390	5.50
Gindai (flower snapper)	633	364	1,542	4.24
Golden kalekale	1,458	864	2,846	3.30
Lehi (silverjaw)	692	692	2,365	3.42
Onaga (red snapper)	10,664	5,871	39,102	6.66
Opakapaka (pink snapper)	12,299	8,975	47,604	5.30
Uku (gray snapper)	17,970	8,446	26,451	3.13
Porgy	198	194	673	3.48
Reef fishes (unknown)	20	20	22	1.13
Squirrelfishes	2,249	2,189	7,247	3.31
Trumpetfish	2	2	2	1.00
Scorpionfishes	242	174	857	4.93
Mountain bass	56	32	128	3.98
Bigeyes	330	330	1,263	3.82
Goatfishes	3,135	1,851	5,950	3.21
Rudderfish	1,372	1,372	1,550	1.13
Damselfishes	115	86	250	2.89
Hawkfish	26	26	79	3.08

Table D-5 (continued)
Hawaii April 2007 Reported Commercial Landings

Species	Caught	Sold	Value (\$)	Price/Lb (\$)
Wrasses	446	212	751	3.55
Parrotfishes	2,955	2,555	8,870	3.47
Surgeonfishes/tangs	5,268	5,268	9,269	1.76
Filefishes	129	129	227	1.77
Moonfish (opah)	43,365	43,365	113,486	2.62
Rainbow runner	84	84	127	1.51
Mahimahi	165,376	145,011	417,177	2.88
Barracudas	2,388	2,255	3,750	1.66
Wahoo	83,360	71,941	203,589	2.83
Tunas (unknown)	1,383	0	0	0.00
Skipjack tuna	118,559	93,145	104,288	1.12
Yellowfin tuna	175,910	155,461	368,501	2.37
Albacore tuna	17,350	15,652	40,884	2.61
Bigeye tuna	881,696	773,933	2,774,913	3.59
Kawakawa	982	455	601	1.32
Billfishes (unknown)	180	0	0	0.00
Swordfish	985,677	823,033	1,315,442	1.60
Blue marlin	69,204	55,905	81,207	1.45
Black marlin	1,044	865	1,310	1.51
Striped marlin	67,325	60,617	121,248	2.00
Shortnose spearfish	20,356	19,803	33,900	1.71
Sailfish	914	914	1,542	1.69
Spiny lobsters	1,185	1,165	13,074	11.2
Slipper lobsters	15	0	0	0.00
Crabs	2,446	1,000	4,520	4.52
Shrimp (saltwater)	367	202	1,842	9.12
Octopus	790	790	2,817	3.57
Squid	115	115	313	2.71
Limpets (saltwater)	957	480	4,019	8.37
Invertebrates	160	0	0	0.00
Algae	987	987	7,410	7.51
TOTAL	2,937,264	2,472,651	6,126,897	2.48

Table D-6
Hawaii May 2007 Reported Commercial Landings

Species	Caught	Sold	Value (\$)	Price/Lb (\$)
Miscellaneous	91	91	66	0.72
Sharks	36,597	24,780	16,348	0.66
Eels	115	115	123	1.07
Armorhead	5	0	0	0.00
Bigeye scad (akule)	107,118	40,380	97,756	2.42
Mackerel scad	22,127	12,047	28,978	2.41
Leatherjacket	11	11	15	1.37
Ten pounder	81	81	81	1.00
Bonfish	53	51	51	1.00
Milkfish	687	604	785	1.30
Flying fishes	1	0	0	0.00
Needlefishes	206	10	20	2.00
Threadfin	55	52	257	4.94
Mulletts	193	118	441	3.72
Pomfret	52,219	50,759	120,746	2.38
Oilfish	31,334	31,334	77,367	2.47
Jacks	157	0	0	0.00
Amberjack	465	72	117	1.64
Sasa ulua	32	24	60	2.51
Pig-lipped ulua	2,634	2,634	4,683	1.78
Papa ulua	505	152	482	3.17
White ulua	5,525	1,468	2,554	1.74
Black ulua	420	175	272	1.55
Blue trevally	1,014	267	649	2.43
Hawaiian grouper	3,636	3,636	17,260	4.75
Blue spot grouper	50	0	0	0.00
Snappers	1,010	288	984	3.42
Blue lined snapper	4,972	4,747	6,257	1.32
Ehu (red snapper)	1,713	1,713	6,373	3.72
Gindai (flower snapper)	249	249	776	3.12
Golden kalekale	550	550	1,341	2.44
Lehi (silverjaw)	335	335	1,305	3.90
Onaga (red snapper)	4,153	4,153	24,475	5.89
Opakapaka (pink snapper)	3,270	3,270	15,844	4.85
Uku (gray snapper)	26,416	26,416	67,963	2.57
Porgy	566	566	1,957	3.46
Reef fishes (unknown)	1	1	4	6.13
Squirrelfishes	3,324	2,991	11,556	3.86
Scorpionfishes	169	116	362	3.13
Mountain bass	116	112	365	3.25
Bigeyes	925	675	1,795	2.66
Goatfishes	3,643	2,762	8,257	2.99
Rudderfish	1,643	376	564	1.50
Damselfishes	212	170	429	2.53
Hawkfish	64	64	165	2.60
Wrasses	438	294	716	2.44

Table D-6 (continued)
Hawaii May 2007 Reported Commercial Landings

Species	Caught	Sold	Value (\$)	Price/Lb (\$)
Parrotfishes	7,870	7,870	28,900	3.67
Surgeonfishes/tangs	8,349	8,349	15,501	1.86
Filefishes	178	178	326	1.84
Moonfish (opah)	61,430	58,360	131,439	2.25
Rainbow runner	132	132	325	2.45
Mahimahi	93,660	81,841	282,239	3.45
Barracudas	6,462	6,462	5,022	0.78
Wahoo	152,085	124,639	264,426	2.12
Tunas (unknown)	1,314	1,011	4,181	4.14
Skipjack tuna	98,020	84,671	85,979	1.02
Yellowfin tuna	261,029	230,717	433,016	1.88
Albacore tuna	50,607	44,021	71,868	1.63
Bigeye tuna	1,257,289	1,150,408	2,965,916	2.58
Kawakawa	958	840	970	1.15
Billfishes (unknown)	340	0	0	0.00
Swordfish	617,322	617,322	993,052	1.61
Blue marlin	113,704	103,630	74,667	0.72
Black marlin	693	693	865	1.25
Striped marlin	104,722	93,550	100,732	1.08
Shortnose spearfish	24,777	24,777	22,047	0.89
Sailfish	1,211	1,027	410	0.40
Crabs	1,168	220	1,482	6.74
Shrimp (saltwater)	418	10	130	13.0
Octopus	1,731	1,731	6,189	3.58
Squid	55	47	131	2.81
Limpets (saltwater)	1,746	704	6,340	9.00
Invertebrates	995	0	0	0.00
Algae	581	449	2,186	4.87
TOTAL	3,187,943	2,862,361	6,018,936	2.10

Table D-7
Hawaii June 2007 Reported Commercial Landings

Species	Caught	Sold	Value (\$)	Price/Lb (\$)
Miscellaneous	342	342	641	1.88
Sharks	35,608	31,901	13,233	0.41
Eels	215	215	215	1.00
Bigeye scad (akule)	95,645	30,963	70,792	2.29
Mackerel scad	20,973	8,237	20,275	2.46
Leatherjacket	2	2	3	1.25
Ten pounder	149	120	156	1.30
Bonefish	1,046	1,014	1,136	1.12
Milkfish	2	1	1	1.00
Needlefishes	8	5	10	2.00
Mulletts	308	213	781	3.66
Pomfret	56,379	55,235	124,655	2.26
Oilfish	40,216	40,216	82,956	2.06
Jacks	164	12	25	2.00
Amberjack	38	9	27	3.00
Sasa ulua	3	3	7	2.75
Pig-lipped ulua	1,236	1,133	1,621	1.43
Papa ulua	511	306	864	2.82
White ulua	5,041	1,680	4,096	2.44
Black ulua	71	40	55	1.38
Blue trevally	517	434	1,269	2.93
Hawaiian grouper	3,320	3,269	14,216	4.35
Blue spot grouper	147	17	33	2.00
Snappers	275	275	1,044	3.80
Blue lined snapper	3,713	3,713	5,127	1.38
Ehu (red snapper)	1,481	1,326	3,625	2.73
Gindai (flower snapper)	373	355	1,123	3.16
Golden kalekale	243	184	392	2.13
Onaga (red snapper)	5,325	5,222	23,230	4.45
Opakapaka (pink snapper)	3,022	2,871	13,399	4.67
Uku (gray snapper)	18,663	17,218	48,614	2.82
Porgy	340	340	1,169	3.44
Reef fishes (unknown)	20	0	0	0.00
Squirrelfishes	3,142	2,409	9,434	3.92
Scorpionfishes	125	48	157	3.30
Mountain bass	115	95	403	4.25
Bigeyes	331	183	645	3.53
Goatfishes	4,198	1,925	7,001	3.64
Rudderfish	3,210	3,096	3,421	1.11
Damselfishes	132	132	343	2.60
Hawkfish	26	21	55	2.56
Tilapia	295	0	0	0.00
Wrasses	321	278	622	2.24
Parrotfishes	7,131	7,131	27,008	3.79
Surgeonfishes/tangs	7,255	7,255	13,894	1.92
Flounders	7	7	7	1.00

Table D-7 (continued)
Hawaii June 2007 Reported Commercial Landings

Species	Caught	Sold	Value (\$)	Price/Lb (\$)
Filefishes	79	79	143	1.82
Pelagic fishes (unknown)	48	0	0	0.00
Moonfish (opah)	75,947	75,947	153,606	2.02
Rainbow runner	184	69	91	1.32
Mahimahi	68,380	52,920	176,649	3.34
Barracudas	4,278	3,479	3,218	0.93
Wahoo	136,691	109,029	247,797	2.27
Tunas (unknown)	1,669	1,669	6,505	3.90
Skipjack tuna	132,947	108,584	100,837	0.93
Yellowfin tuna	385,383	336,851	665,765	1.98
Albacore tuna	52,683	52,683	76,598	1.45
Bigeye tuna	1,028,486	1,000,165	3,101,349	3.10
Kawakawa	1,054	74	110	1.49
Billfishes (unknown)	736	736	373	0.51
Swordfish	296,421	296,421	781,632	2.64
Blue marlin	113,187	88,920	93,978	1.06
Black marlin	2,154	329	246	0.75
Striped marlin	85,987	85,987	106,197	1.24
Shortnose spearfish	24,277	24,277	22,594	0.93
Sailfish	1,139	1,139	844	0.74
Crabs	885	299	1,794	6.01
Octopus	936	717	2,583	3.60
Squid	506	506	823	1.63
Limpets (saltwater)	874	427	2,478	5.80
Invertebrates	1,030	272	7,266	26.7
Algae	780	196	1,352	6.92
TOTAL	2,738,423	2,471,220	6,052,608	2.45

Table D-8
Hawaii July 2007 Reported Commercial Landings

Species	Caught	Sold	Value (\$)	Price/Lb (\$)
Miscellaneous	79	36	17	0.48
Sharks	43,099	38,726	15,100	0.39
Eels	470	470	483	1.03
Bigeye scad (akule)	101,401	20,827	52,067	2.50
Mackerel scad	27,938	13,385	32,679	2.44
Leatherjacket	10	10	14	1.37
Ten pounder	48	7	7	1.00
Bonefish	17	16	16	1.00
Milkfish	294	243	332	1.36
Needlefishes	1,008	0	0	0.00
Mulletts	1,274	1,077	4,085	3.79
Pomfret	53,007	50,184	143,807	2.87
Oilfish	41,362	41,362	94,245	2.28
Jacks	51	3	14	4.95
Amberjack	196	0	0	0.00
Sasa ulua	109	82	204	2.50
Pig-lipped ulua	443	443	906	2.04
Papa ulua	87	48	135	2.80
White ulua	2,459	795	1,582	1.99
Black ulua	70	0	0	0.00
Blue trevally	809	615	1,244	2.02
Hawaiian grouper	2,201	2,201	9,212	4.19
Blue spot grouper	118	34	89	2.61
Snappers	504	504	1,599	3.18
Blue lined snapper	4,320	4,320	5,819	1.35
Ehu (red snapper)	6	0	0	0.00
Gindai (flower snapper)	93	93	227	2.45
Golden kalekale	86	86	266	3.09
Onaga (red snapper)	2,772	2,772	15,850	5.72
Opakapaka (pink snapper)	1,117	1,117	5,542	4.96
Uku (gray snapper)	7,655	7,351	28,118	3.83
Porgy	307	307	1,028	3.34
Reef fishes (unknown)	8	0	0	0.00
Squirrelfishes	2,802	2,578	10,205	3.96
Trumpetfish	2	2	2	1.00
Scorpionfishes	238	145	437	3.01
Mountain bass	231	231	848	3.67
Bigeyes	374	213	775	3.63
Goatfishes	2,455	2,254	8,864	3.93
Rudderfish	4,223	4,223	4,447	1.05
Damsel fishes	142	142	355	2.51
Hawkfish	105	105	266	2.53
Tilapia	690	0	0	0.00
Wrasses	385	250	445	1.78
Parrotfishes	3,353	3,353	11,620	3.47
Surgeonfishes/tangs	10,911	10,911	20,302	1.86

Table D-8 (continued)
Hawaii July 2007 Reported Commercial Landings

Species	Caught	Sold	Value (\$)	Price/Lb (\$)
Flounders	13	13	13	1.00
Filefishes	59	41	72	1.75
Moonfish (opah)	143,571	143,295	210,907	1.47
Rainbow runner	59	39	62	1.58
Mahimahi	136,083	116,406	305,414	2.62
Barracudas	2,053	2,053	2,860	1.39
Wahoo	99,935	76,852	253,952	3.30
Japanese mackerel	1	0	0	0.00
Tunas (unknown)	1,450	2	6	3.00
Skipjack tuna	107,370	79,899	81,155	1.02
Yellowfin tuna	349,690	329,902	828,816	2.51
Albacore tuna	87,143	87,143	121,026	1.39
Bigeye tuna	935,365	845,583	3,414,570	4.04
Kawakawa	1,121	168	335	2.00
Billfishes (unknown)	270	0	0	0.00
Swordfish	240,201	232,117	597,518	2.57
Blue marlin	91,573	72,978	99,968	1.37
Black marlin	685	404	419	1.04
Striped marlin	56,832	56,832	112,869	1.99
Shortnose spearfish	14,825	13,489	22,424	1.66
Sailfish	1,105	1,105	1,323	1.20
Crabs	2,014	159	1,082	6.82
Octopus	880	880	3,379	3.84
Squid	892	892	2,262	2.54
Limpets (saltwater)	458	458	3,628	7.93
Invertebrates	375	0	0	0.00
Algae	1,029	227	2,573	11.4
TOTAL	2,594,381	2,272,454	6,539,881	2.88

**Table D-9
Hawaii August 2007 Reported Commercial Landings**

Species	Caught	Sold	Value (\$)	Price/Lb (\$)
Miscellaneous	612	177	520	2.94
Sharks	45,350	37,492	19,623	0.52
Eels	349	349	349	1.00
Bigeye scad (akule)	56,500	27,525	59,733	2.17
Mackerel scad	32,486	18,152	42,890	2.36
Leatherjacket	10	10	14	1.47
Ten pounder	165	0	0	0.00
Bonefish	1,830	1,662	1,662	1.00
Milkfish	107	101	189	1.88
Needlefishes	151	43	83	1.96
Mulletts	1,587	1,571	5,628	3.58
Pomfret	48,719	45,301	129,974	2.87
Oilfish	33,183	33,183	101,723	3.07
Jacks	276	276	682	2.47
Amberjack	271	0	0	0.00
Sasa ulua	86	13	34	2.72
Pig-lipped ulua	224	108	256	2.37
Dobe ulua	2	2	3	1.50
Papa ulua	232	104	379	3.66
White ulua	1,395	704	1,473	2.09
Black ulua	314	0	0	0.00
Blue trevally	1,056	361	968	2.68
Hawaiian grouper	888	757	4,255	5.62
Blue spot grouper	145	40	92	2.30
Snappers	405	358	1,196	3.34
Blue lined snapper	3,886	3,176	4,549	1.43
Ehu (red snapper)	165	99	463	4.68
Gindai (flower snapper)	91	44	191	4.35
Golden kalekale	76	61	234	3.83
Onaga (red snapper)	1,833	1,810	11,435	6.32
Opakapaka (pink snapper)	212	152	959	6.31
Uku (gray snapper)	10,157	9,068	33,735	3.72
Porgy	379	379	1,265	3.34
Reef jacks	1	0	0	0.00
Squirrelfishes	5,996	5,996	24,220	4.04
Trumpetfish	3	3	2	0.81
Scorpionfishes	103	84	240	2.84
Mountain bass	310	94	425	4.53
Bigeyes	481	481	1,812	3.77
Goatfishes	3,826	3,037	10,905	3.59
Rudderfish	8,464	8,464	8,857	1.05
Damselfishes	214	214	569	2.66
Hawkfish	58	58	156	2.69
Tilapia	580	0	0	0.00
Wrasses	546	379	1,222	3.22
Parrotfishes	4,018	4,018	14,370	3.58

Table D-9 (continued)
Hawaii August 2007 Reported Commercial Landings

Species	Caught	Sold	Value (\$)	Price/Lb (\$)
Surgeonfishes/tangs	13,963	13,963	23,475	1.68
Flounders	6	6	6	1.00
Filefishes	31	21	36	1.75
Moonfish (opah)	173,298	170,195	252,649	1.48
Rainbow runner	299	142	316	2.22
Mahimahi	237,600	188,415	432,033	2.29
Barracudas	2,522	2,522	4,154	1.65
Wahoo	81,469	64,721	220,457	3.41
Tunas (unknown)	603	0	0	0.00
Skipjack tuna	74,073	61,033	68,586	1.12
Yellowfin tuna	307,719	286,363	782,437	2.73
Albacore tuna	61,981	61,981	110,677	1.79
Bigeye tuna	930,345	859,158	3,833,412	4.46
Kawakawa	1,475	331	515	1.56
Billfishes (unknown)	1,610	0	0	0.00
Swordfish	72,527	72,527	198,817	2.74
Blue marlin	80,283	71,881	106,960	1.49
Black marlin	249	0	0	0.00
Striped marlin	26,948	20,126	56,604	2.81
Shortnose spearfish	16,231	15,981	26,021	1.63
Sailfish	3,037	2,883	4,941	1.71
Crabs	3,623	846	2,872	3.40
Shrimp (saltwater)	258	63	94	1.50
Octopus	1,212	1,193	4,134	3.47
Squid	324	165	452	2.73
Limpets (saltwater)	825	825	5,459	6.62
Invertebrates	3	3	0	0.00
Algae	364	109	1,151	10.5
TOTAL	2,360,618	2,101,353	6,623,591	3.15

Table D-10
Hawaii September 2007 Reported Commercial Landings

Species	Caught	Sold	Value (\$)	Price/Lb (\$)
Miscellaneous	99	99	88	0.88
Sharks	41,456	37,017	16,728	0.45
Eels	158	158	158	1.00
Bigeye scad (akule)	32,637	15,860	37,017	2.33
Mackerel scad	38,915	24,327	57,996	2.38
Leatherjacket	8	8	11	1.49
Ten pounder	46	15	15	1.00
Bonfish	213	191	191	1.00
Milkfish	271	271	363	1.34
Needlefishes	35	35	56	1.61
Threadfin	33	9	58	6.71
Mulletts	3,087	3,087	10,881	3.52
Pomfret	68,695	68,695	128,280	1.87
Oilfish	30,430	30,430	72,646	2.39
Jacks	62	45	135	3.00
Amberjack	87	0	0	0.00
Sasa ulua	13	9	23	2.50
Pig-lipped ulua	730	487	1,011	2.08
Dobe ulua	9	0	0	0.00
Papa ulua	58	33	89	2.71
White ulua	2,550	829	1,911	2.30
Black ulua	80	80	167	2.09
Blue trevally	523	258	676	2.62
Hawaiian grouper	3,087	1,842	9,768	5.30
Blue spot grouper	68	36	91	2.56
Snappers	154	154	494	3.21
Blue lined snapper	1,306	1,306	1,969	1.51
Ehu (red snapper)	666	466	2,140	4.60
Gindai (flower snapper)	248	96	342	3.58
Golden kalekale	173	41	161	3.96
Onaga (red snapper)	2,907	2,423	15,573	6.43
Opakapaka (pink snapper)	3,604	2,492	13,057	5.24
Uku (gray snapper)	13,773	9,265	32,993	3.56
Porgy	589	589	2,078	3.53
Reef fishes (unknown)	50	0	0	0.00
Reef jacks	5	5	20	4.00
Squirrelfishes	4,818	4,818	19,912	4.13
Trumpetfish	6	1	1	0.90
Scorpionfishes	81	81	237	2.93
Mountain bass	59	59	289	4.91
Bigeyes	251	251	884	3.53
Goatfishes	3,832	2,934	11,255	3.84
Rudderfish	2,901	2,901	3,298	1.14
Damselfishes	93	93	247	2.67
Hawkfish	42	42	82	1.94
Tilapia	330	0	0	0.00

Table D-10 (continued)
Hawaii September 2007 Reported Commercial Landings

Species	Caught	Sold	Value (\$)	Price/Lb (\$)
Wrasses	375	214	659	3.08
Parrotfishes	3,747	3,747	13,572	3.62
Surgeonfishes/tangs	9,194	9,194	16,047	1.75
Flounders	12	12	12	1.01
Filefishes	18	15	26	1.75
Moonfish (opah)	175,691	175,691	194,588	1.11
Rainbow runner	88	83	143	1.73
Mahimahi	154,178	118,946	285,829	2.40
Barracudas	4,081	4,081	4,676	1.15
Wahoo	55,499	47,940	147,974	3.09
Tunas (unknown)	977	977	3,908	4.00
Skipjack tuna	51,632	34,293	44,121	1.29
Yellowfin tuna	251,561	243,869	497,645	2.04
Albacore tuna	64,383	64,383	73,253	1.14
Bigeye tuna	1,024,960	985,469	3,218,651	3.27
Kawakawa	589	99	186	1.87
Billfishes (unknown)	240	0	0	0.00
Swordfish	11,305	11,088	35,783	3.23
Blue marlin	62,510	61,138	65,709	1.07
Black marlin	108	108	135	1.25
Striped marlin	21,382	16,220	32,113	1.98
Shortnose spearfish	19,548	19,548	19,711	1.01
Sailfish	6,494	6,494	5,118	0.79
Spiny lobsters	492	437	5,294	12.1
Slipper lobsters	17	0	0	0.00
Crabs	5,075	1,695	6,872	4.05
Shrimp (saltwater)	510	0	0	0.00
Octopus	2,275	2,275	8,097	3.56
Squid	398	398	964	2.42
Limpets (saltwater)	230	230	4,285	18.6
Invertebrates	120	3	0	0.00
Algae	715	444	2,105	4.74
TOTAL	2,187,638	2,020,926	5,130,867	2.54

Table D-11
Hawaii October 2007 Reported Commercial Landings

Species	Caught	Sold	Value (\$)	Price/Lb (\$)
Miscellaneous	83	83	44	0.53
Sharks	24,316	21,417	15,504	0.72
Eels	115	115	115	1.00
Bigeye scad (akule)	10,881	6,961	20,407	2.93
Mackerel scad	42,020	25,056	57,395	2.29
Leatherjacket	12	6	8	1.40
Bonefish	57	57	71	1.25
Needlefishes	84	34	47	1.38
Threadfin	86	33	229	6.95
Mullets	233	209	749	3.59
Pomfret	69,437	67,027	141,940	2.12
Oilfish	21,302	21,302	59,924	2.81
Jacks	103	103	288	2.79
Amberjack	1,479	280	529	1.89
Sasa ulua	17	2	6	3.00
Pig-lipped ulua	380	380	766	2.02
Dobe ulua	15	0	0	0.00
Papa ulua	96	18	42	2.33
White ulua	1,890	1,119	1,812	1.62
Black ulua	44	33	43	1.30
Blue trevally	1,164	474	849	1.79
Hawaiian grouper	2,426	2,286	11,848	5.18
Blue spot grouper	63	11	25	2.37
Snappers	107	104	330	3.18
Yellow-tail kali	3	3	11	3.50
Blue lined snapper	3,681	3,681	4,780	1.30
Ehu (red snapper)	2,251	1,776	8,555	4.82
Gindai (flower snapper)	864	733	2,784	3.80
Golden kalekale	852	721	2,479	3.44
Lehi (silverjaw)	792	753	2,664	3.54
Onaga (red snapper)	9,031	7,262	46,312	6.38
Opakapaka (pink snapper)	13,208	9,757	54,135	5.55
Uku (gray snapper)	12,651	12,223	42,272	3.46
Porgy	297	297	1,002	3.38
Reef fishes (unknown)	7	0	0	0.00
Reef jacks	28	0	0	0.00
Squirrelfishes	3,205	3,205	13,093	4.09
Trumpetfish	2	2	2	1.00
Scorpionfishes	187	117	524	4.49
Mountain bass	390	282	1,190	4.21
Bigeyes	642	464	1,691	3.65
Goatfishes	2,328	2,257	8,983	3.98
Rudderfish	3,792	3,792	3,994	1.05
Damselfishes	200	200	581	2.90
Hawkfish	25	25	54	2.12
Tilapia	15	0	0	0.00

Table D-11 (continued)
Hawaii October 2007 Reported Commercial Landings

Species	Caught	Sold	Value (\$)	Price/Lb (\$)
Wrasses	318	297	1,264	4.25
Parrotfishes	3,252	3,252	11,338	3.49
Surgeonfishes/tangs	6,376	6,376	10,884	1.71
Flounders	2	1	2	1.50
Filefishes	13	13	22	1.75
Moonfish (opah)	141,608	139,320	223,430	1.60
Rainbow runner	194	79	147	1.85
Mahimahi	152,296	135,141	364,966	2.70
Barracudas	1,815	1,769	1,238	0.70
Wahoo	56,686	50,292	151,262	3.01
Tunas (unknown)	1,128	1,128	4,849	4.30
Skipjack tuna	41,613	23,760	33,897	1.43
Yellowfin tuna	462,479	425,389	880,455	2.07
Albacore tuna	59,435	50,277	70,185	1.40
Bigeye tuna	1,258,142	1,148,489	3,639,892	3.17
Kawakawa	398	125	296	2.37
Billfishes (unknown)	450	0	0	0.00
Swordfish	18,374	14,400	47,676	3.31
Blue marlin	96,483	96,483	97,631	1.01
Black marlin	139	139	150	1.08
Striped marlin	30,960	21,034	41,670	1.98
Shortnose spearfish	27,938	26,381	24,809	0.94
Sailfish	7,678	7,678	5,834	0.76
Spiny lobsters	1,443	1,387	17,349	12.5
Slipper lobsters	26	0	0	0.00
Crabs	5,633	1,341	5,743	4.28
Shrimp (saltwater)	1,185	109	218	2.00
Octopus	2,141	2,130	7,979	3.75
Squid	89	28	84	3.00
Limpets (saltwater)	700	700	5,466	7.81
Invertebrates	86	86	336	3.91
Algae	716	578	4,142	7.17
TOTAL	2,610,652	2,352,839	6,161,287	2.62

Table D-12
Hawaii November 2007 Reported Commercial Landings

Species	Caught	Sold	Value (\$)	Price/Lb (\$)
Miscellaneous	80	80	56	0.69
Sharks	34,342	28,283	11,017	0.39
Rays	6	0	0	0.00
Eels	100	100	118	1.18
Bigeye scad (akule)	66,803	13,623	35,316	2.59
Mackerel scad	40,742	20,751	47,163	2.27
Leatherjacket	132	132	264	1.99
Ten pounder	60	57	57	1.00
Bonfish	780	780	780	1.00
Milkfish	374	374	467	1.25
Needlefishes	130	16	29	1.76
Threadfin	91	41	205	5.00
Mulletts	2,068	1,748	6,618	3.79
Pomfret	49,406	49,406	108,408	2.19
Oilfish	22,192	21,984	53,703	2.44
Jacks	87	0	0	0.00
Amberjack	2,760	454	879	1.94
Sasa ulua	20	20	50	2.49
Pig-lipped ulua	4,151	3,493	2,565	0.73
Papa ulua	369	182	551	3.03
White ulua	1,504	1,504	3,394	2.26
Black ulua	157	39	39	1.00
Blue trevally	654	262	458	1.75
Hawaiian grouper	3,452	2,396	13,523	5.64
Blue spot grouper	175	101	283	2.82
Snappers	72	50	197	3.96
Yellow-tail kali	5	2	6	3.50
Blue lined snapper	3,443	2,909	3,717	1.28
Ehu (red snapper)	2,523	1,322	5,844	4.42
Gindai (flower snapper)	493	350	1,416	4.05
Golden kalekale	1,071	912	3,023	3.32
Lehi (silverjaw)	1,872	1,596	5,584	3.50
Onaga (red snapper)	12,330	10,824	64,544	5.96
Opakapaka (pink snapper)	20,275	15,851	82,402	5.20
Uku (gray snapper)	20,816	16,757	46,267	2.76
Porgy	284	284	993	3.50
Reef fishes (unknown)	14	0	0	0.00
Squirrelfishes	6,161	3,137	13,791	4.40
Trumpetfish	10	3	3	1.00
Scorpionfishes	223	101	376	3.74
Mountain bass	216	216	997	4.61
Bigeyes	387	281	965	3.44
Goatfishes	3,259	2,565	9,604	3.74
Rudderfish	479	479	898	1.87
Damselfishes	46	30	69	2.29
Hawkfish	21	17	37	2.12

Table D-12 (continued)
Hawaii November 2007 Reported Commercial Landings

Species	Caught	Sold	Value (\$)	Price/Lb (\$)
Tilapia	281	216	540	2.50
Wrasses	228	122	655	5.38
Parrotfishes	2,906	2,301	7,766	3.38
Surgeonfishes/tangs	4,440	4,440	8,437	1.90
Flounders	14	10	19	1.87
Filefishes	4	2	4	1.75
Pelagic fishes (unknown)	48	0	0	0.00
Moonfish (opah)	107,079	107,079	176,388	1.65
Rainbow runner	185	50	88	1.74
Mahimahi	212,723	182,563	330,566	1.81
Barracudas	1,023	1,023	760	0.74
Wahoo	45,221	42,672	125,855	2.95
Tunas (unknown)	318	231	341	1.48
Skipjack tuna	48,559	8,215	10,149	1.24
Yellowfin tuna	473,405	459,369	726,130	1.58
Albacore tuna	110,509	110,509	114,821	1.04
Bigeye tuna	1,565,880	1,498,093	3,735,559	2.49
Kawakawa	764	167	296	1.78
Billfishes (unknown)	450	0	0	0.00
Swordfish	21,894	17,505	46,132	2.64
Blue marlin	63,467	63,467	73,254	1.15
Black marlin	285	0	0	0.00
Striped marlin	28,941	24,529	43,959	1.79
Shortnose spearfish	35,648	33,313	25,616	0.77
Sailfish	3,255	3,255	2,319	0.71
Spiny lobsters	936	773	10,046	13.0
Slipper lobsters	5	0	0	0.00
Crabs	7,620	3,074	12,766	4.15
Shrimp (saltwater)	214	33	50	1.50
Octopus	1,410	1,410	4,821	3.42
Squid	19	19	55	2.83
Limpets (saltwater)	653	653	4,364	6.68
Invertebrates	440	110	0	0.00
Algae	151	147	1,384	9.43
TOTAL	3,043,604	2,768,858	5,989,810	2.16

Table D-13
Hawaii December 2007 Reported Commercial Landings

Species	Caught	Sold	Value (\$)	Price/Lb (\$)
Miscellaneous	212	212	162	0.77
Sharks	54,103	30,881	4,655	0.15
Eels	53	53	55	1.03
Armorhead	6	0	0	0.00
Bigeye scad (akule)	12,905	8,476	19,966	2.36
Mackerel scad	26,331	13,223	30,287	2.29
Leatherjacket	6	6	9	1.41
Ten pounder	20	20	20	1.00
Bonefish	15	9	18	2.11
Milkfish	5	0	0	0.00
Needlefishes	16	16	16	1.00
Threadfin	107	77	514	6.68
Mulletts	18	18	35	2.00
Pomfret	35,207	33,529	111,281	3.32
Oilfish	55,777	55,777	82,384	1.48
Jacks	70	22	97	4.41
Amberjack	2,600	161	363	2.25
Sasa ulua	6	0	0	0.00
Pig-lipped ulua	300	209	536	2.57
Dobe ulua	7	7	26	4.00
Papa ulua	411	148	512	3.45
White ulua	684	608	1,096	1.80
Black ulua	36	0	0	0.00
Blue trevally	305	285	826	2.90
Hawaiian grouper	1,343	1,343	9,427	7.02
Blue spot grouper	87	67	205	3.08
Snappers	179	179	769	4.30
Blue lined snapper	1,180	974	1,457	1.50
Ehu (red snapper)	3,459	2,140	14,400	6.73
Gindai (flower snapper)	505	265	1,357	5.13
Golden kalekale	838	385	1,606	4.17
Lehi (silverjaw)	1,771	1,314	5,229	3.98
Onaga (red snapper)	12,054	10,275	83,407	8.12
Opakapaka (pink snapper)	9,369	6,836	46,537	6.81
Uku (gray snapper)	11,543	11,543	38,717	3.35
Porgy	108	108	337	3.12
Reef fishes (unknown)	7	0	0	0.00
Squirrelfishes	1,499	1,499	6,309	4.21
Trumpetfish	6	6	6	1.00
Scorpionfishes	217	136	814	5.97
Mountain bass	168	168	706	4.20
Bigeyes	337	337	1,042	3.09
Goatfishes	1,053	843	4,532	5.38
Rudderfish	286	286	308	1.08
Damselfishes	58	58	155	2.68
Hawkfish	15	15	48	3.13

Table D-13 (continued)
Hawaii December 2007 Reported Commercial Landings

Species	Caught	Sold	Value (\$)	Price/Lb (\$)
Tilapia	5	0	0	0.00
Wrasses	171	46	63	1.38
Parrotfishes	2,552	2,552	9,333	3.66
Surgeonfishes/tangs	4,099	4,099	7,388	1.80
Filefishes	3	3	4	1.54
Moonfish (opah)	80,883	80,517	187,709	2.33
Rainbow runner	31	12	18	1.50
Mahimahi	145,584	125,718	231,048	1.84
Barracudas	654	284	232	0.81
Wahoo	40,107	34,730	127,400	3.67
Tunas (unknown)	184	55	167	3.04
Skipjack tuna	88,929	41,224	34,672	0.84
Yellowfin tuna	274,182	261,434	791,137	3.03
Albacore tuna	42,922	42,922	90,372	2.11
Bigeye tuna	1,807,076	1,807,076	5,947,516	3.29
Kawakawa	449	125	355	2.84
Billfishes (unknown)	450	0	0	0.00
Swordfish	78,026	78,026	187,533	2.40
Blue marlin	24,163	22,000	45,745	2.08
Black marlin	431	431	873	2.03
Striped marlin	31,850	31,850	73,927	2.32
Shortnose spearfish	70,204	70,204	41,662	0.59
Sailfish	828	453	773	1.71
Spiny lobsters	487	472	5,930	12.6
Slipper lobsters	5	0	0	0.00
Crabs	5,463	1,641	6,715	4.09
Shrimp (saltwater)	603	0	0	0.00
Octopus	1,297	1,297	4,700	3.62
Squid	19	19	38	2.00
Limpets (saltwater)	753	753	5,470	7.26
Invertebrates	507	507	17,710	34.9
Algae	190	190	2,246	11.8
TOTAL	2,938,387	2,791,150	8,290,958	2.97

The following are summary charts of the major species and species groups by month:

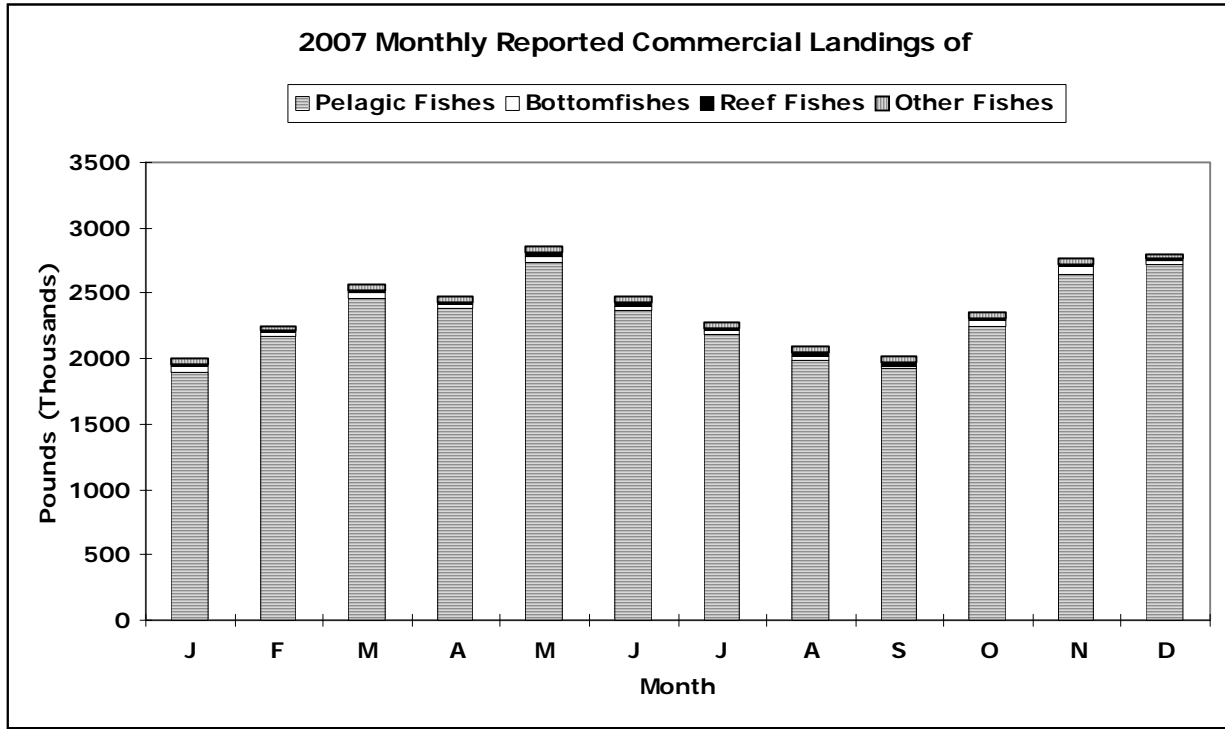


Figure D-1-1

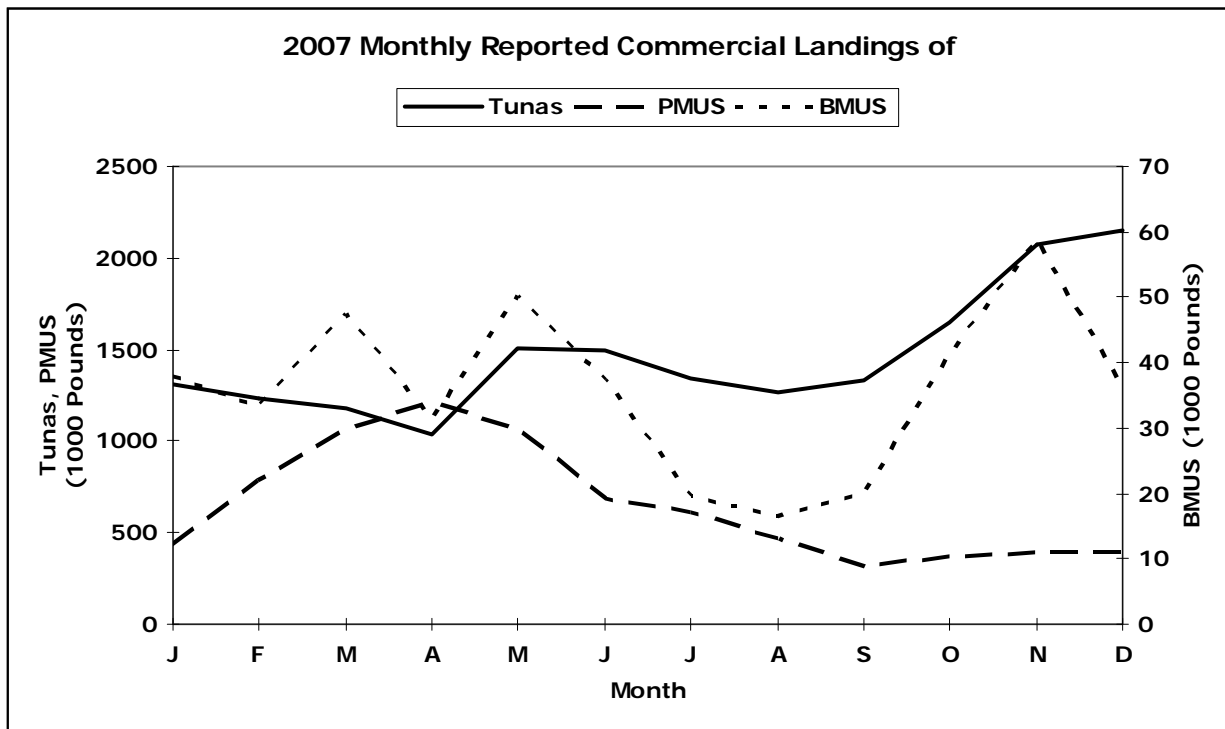


Figure D-1-2

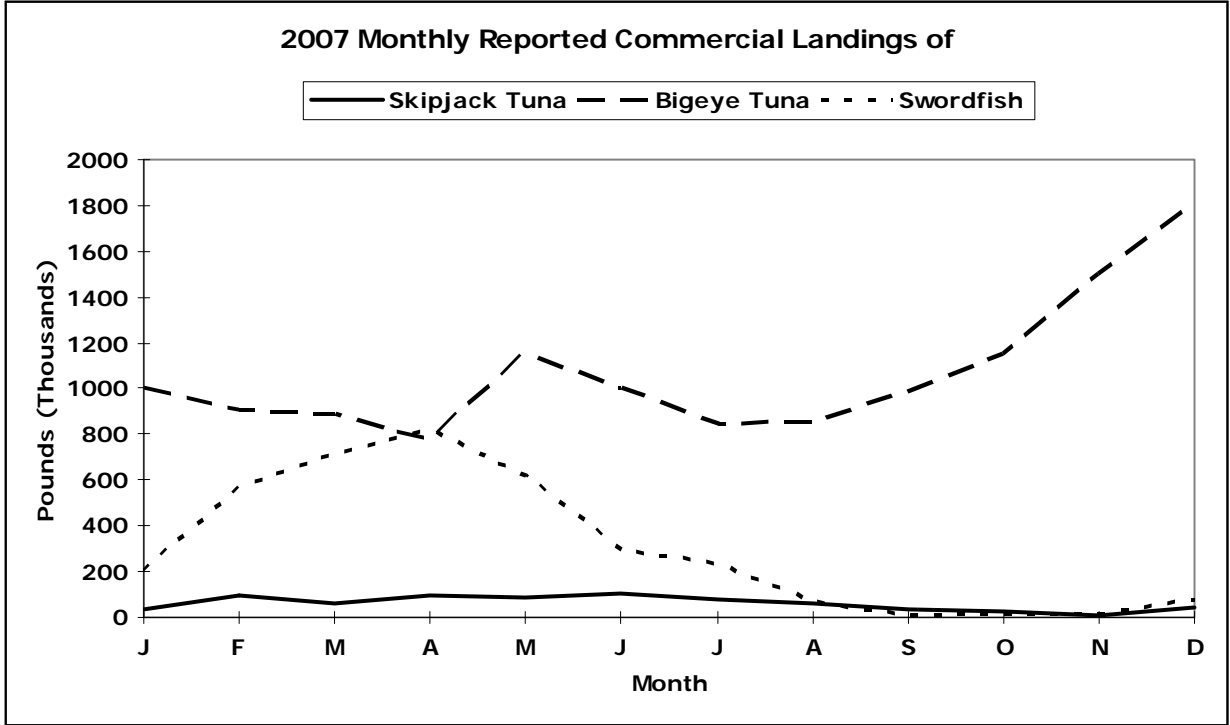


Figure D-1-3

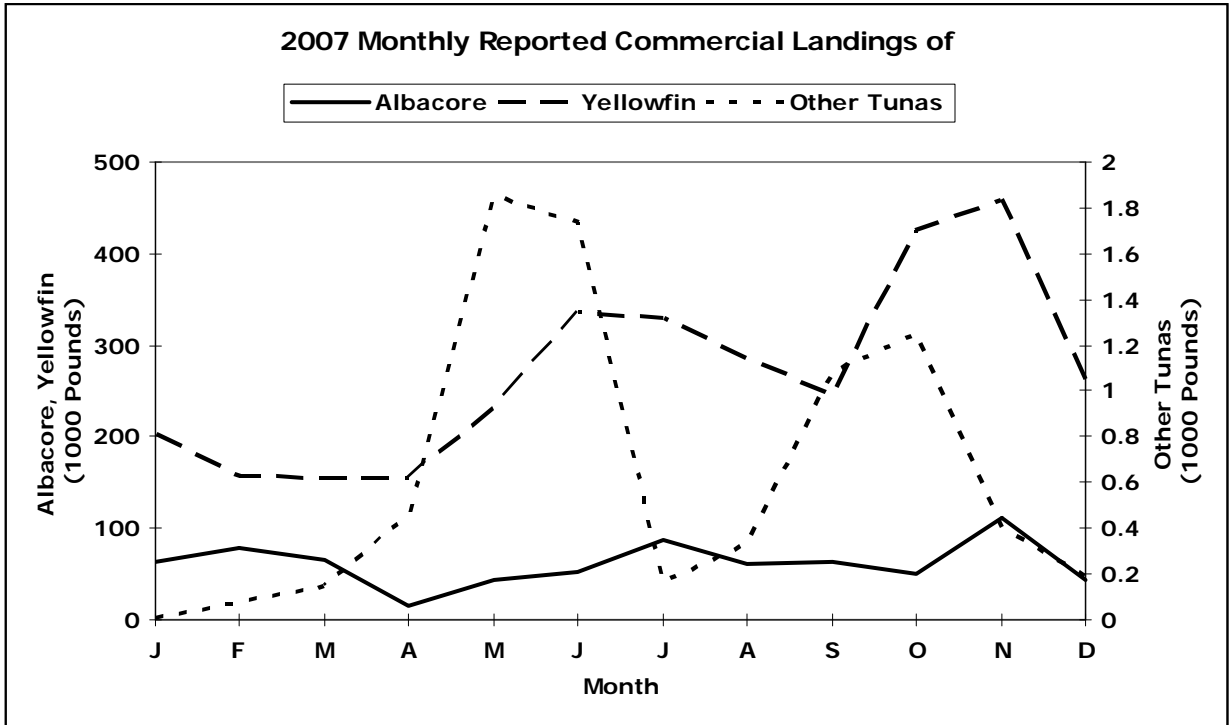


Figure D-1-4

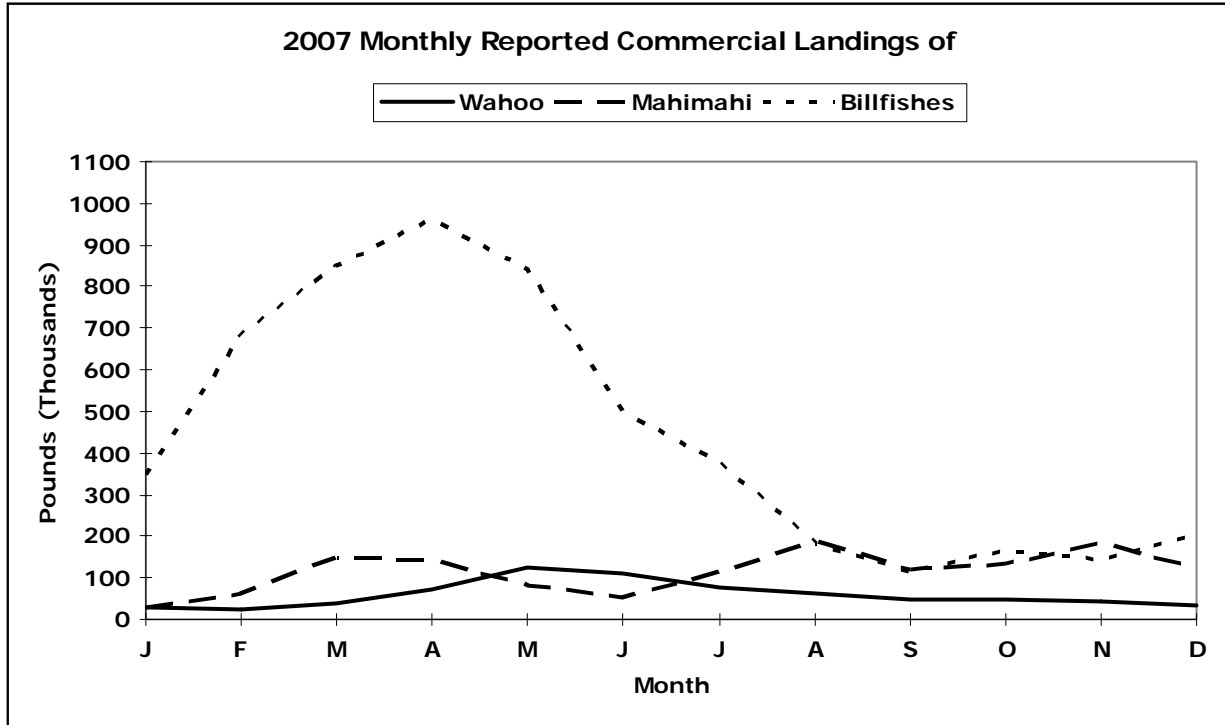


Figure D-1-5

The following are seasonality plots for the major species or species groups, showing the average weight landed during each month for all years combined:

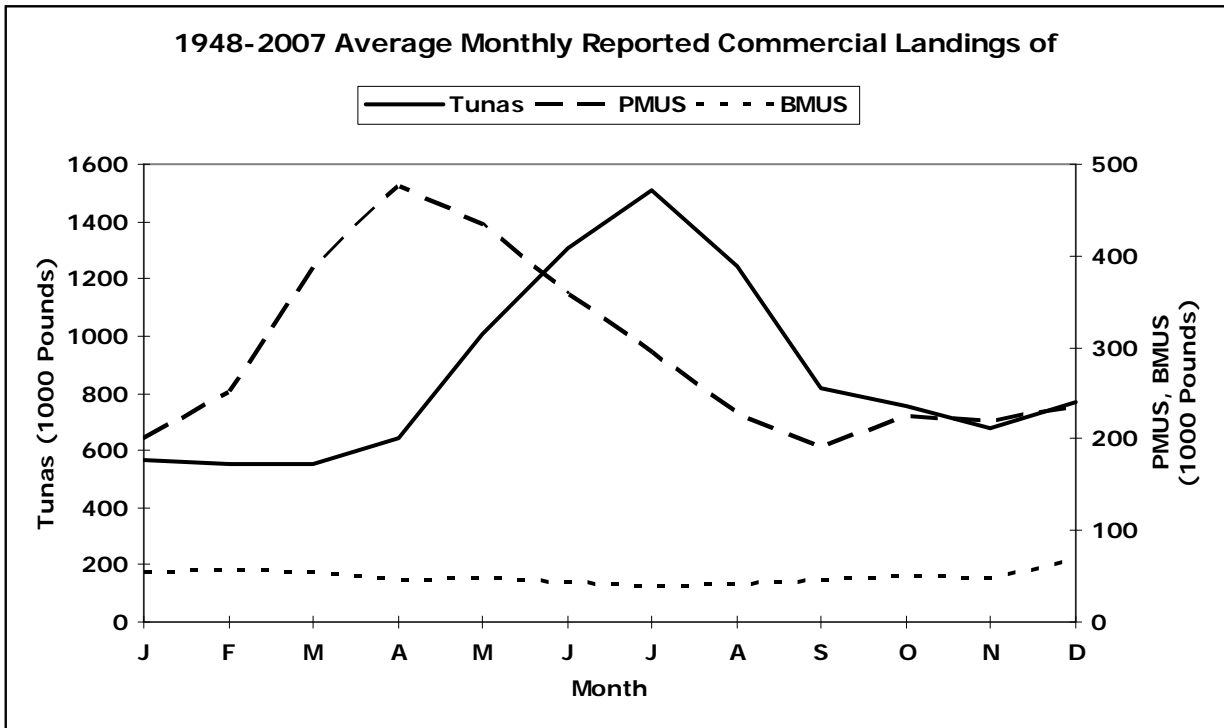


Figure D-2-1

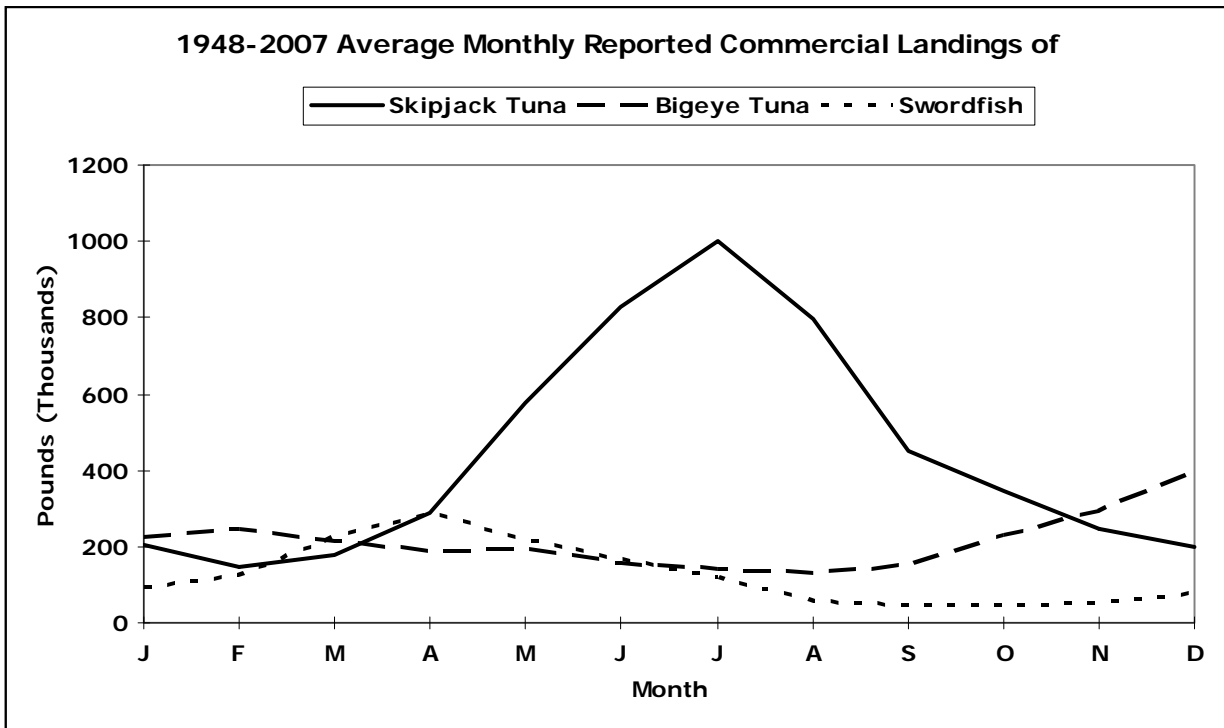


Figure D-2-2

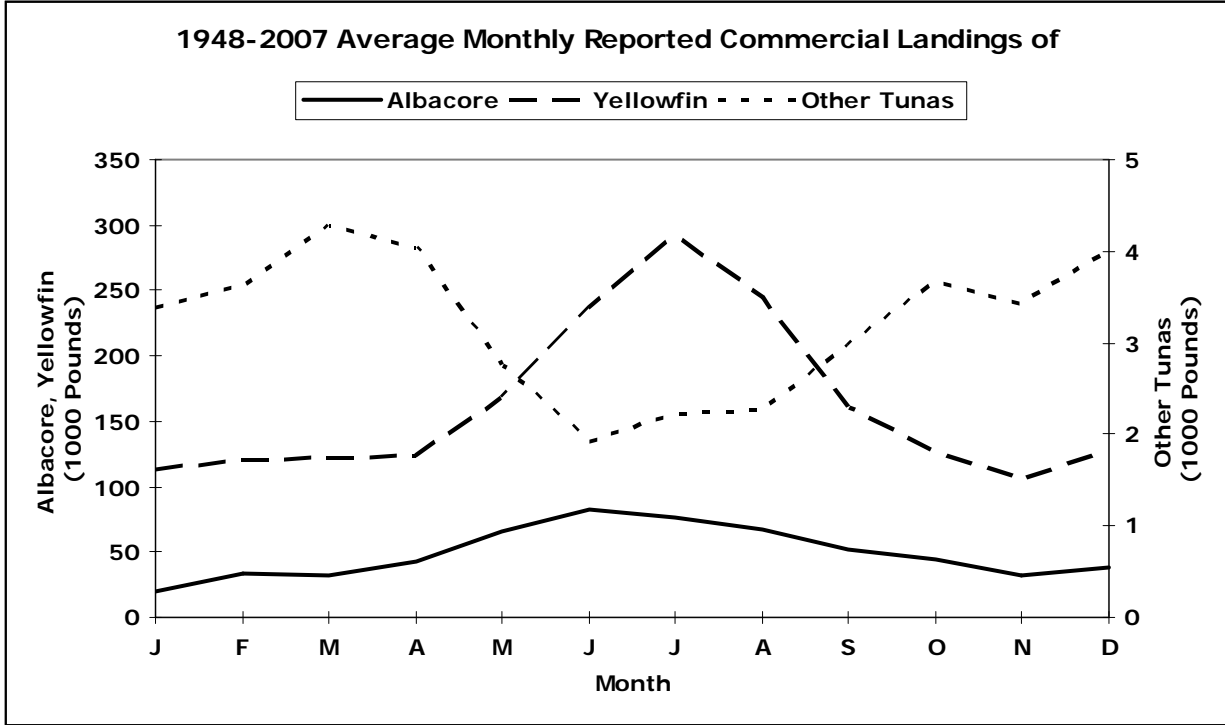


Figure D-2-3

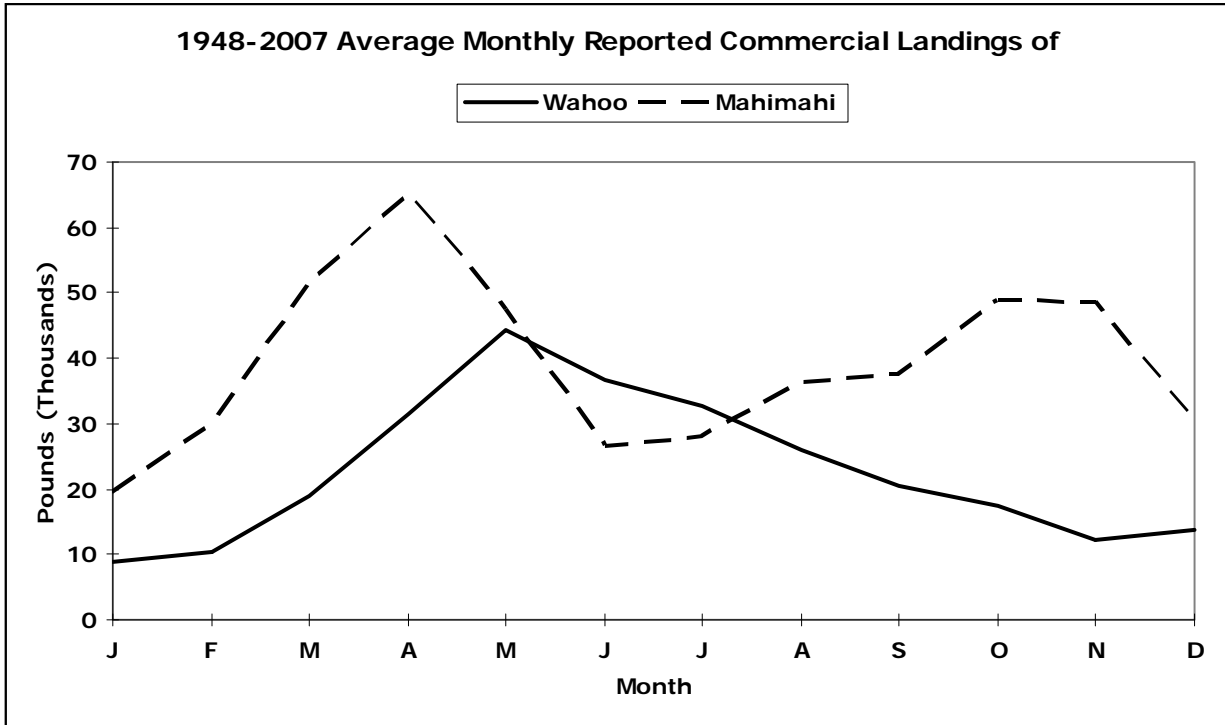


Figure D-2-4

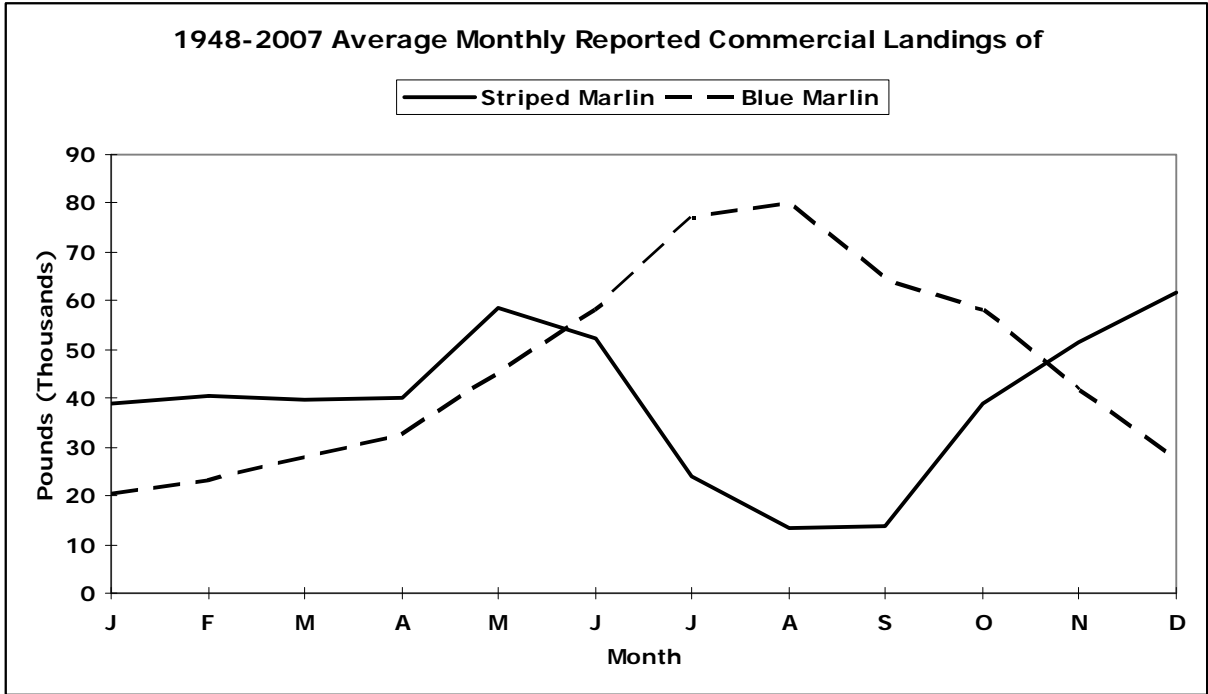


Figure D-2-5

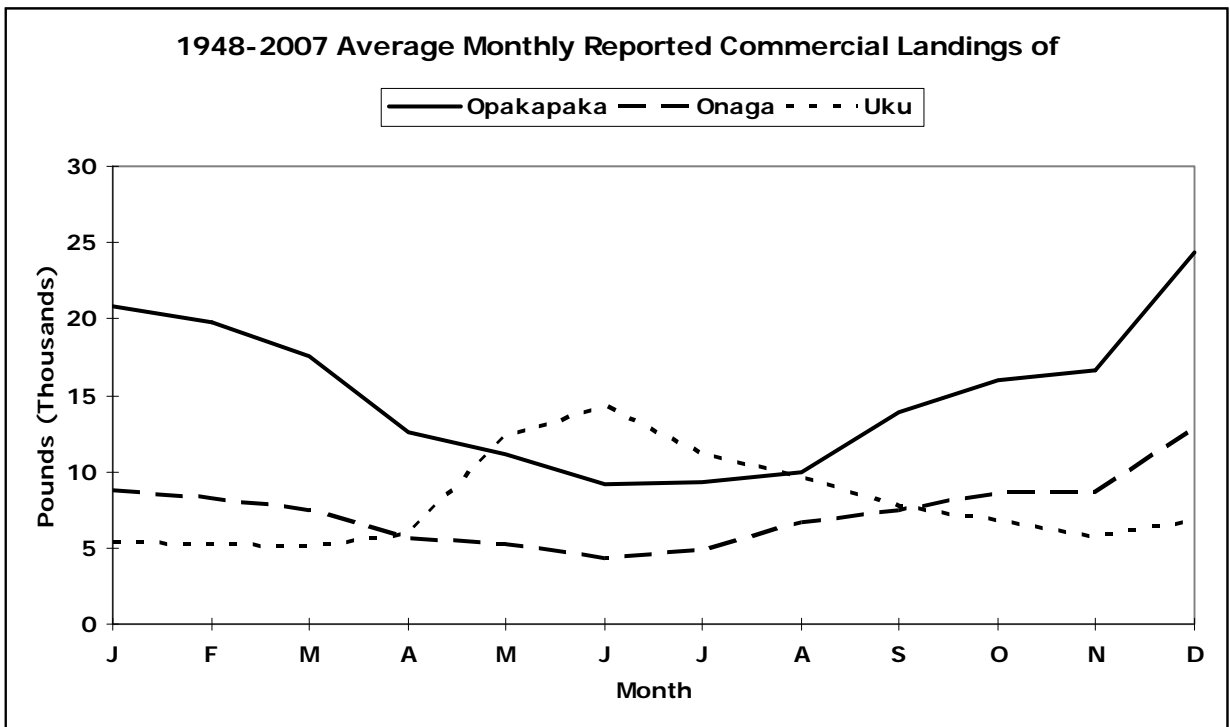


Figure D-2-6

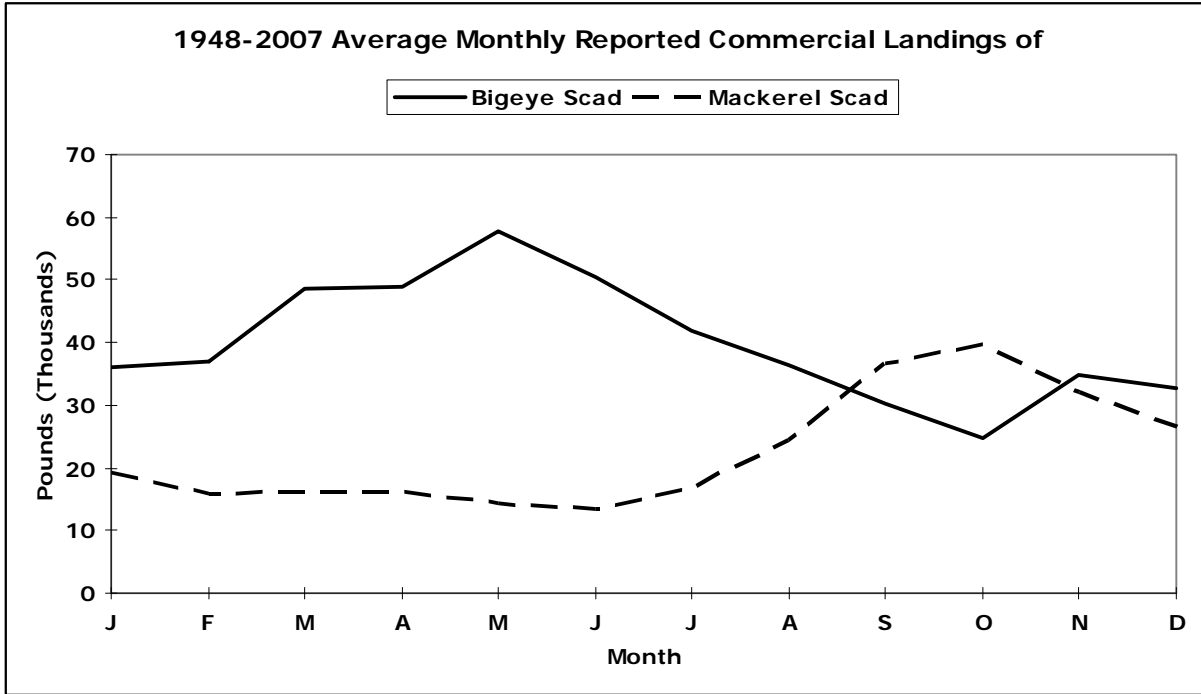


Figure D-2-7

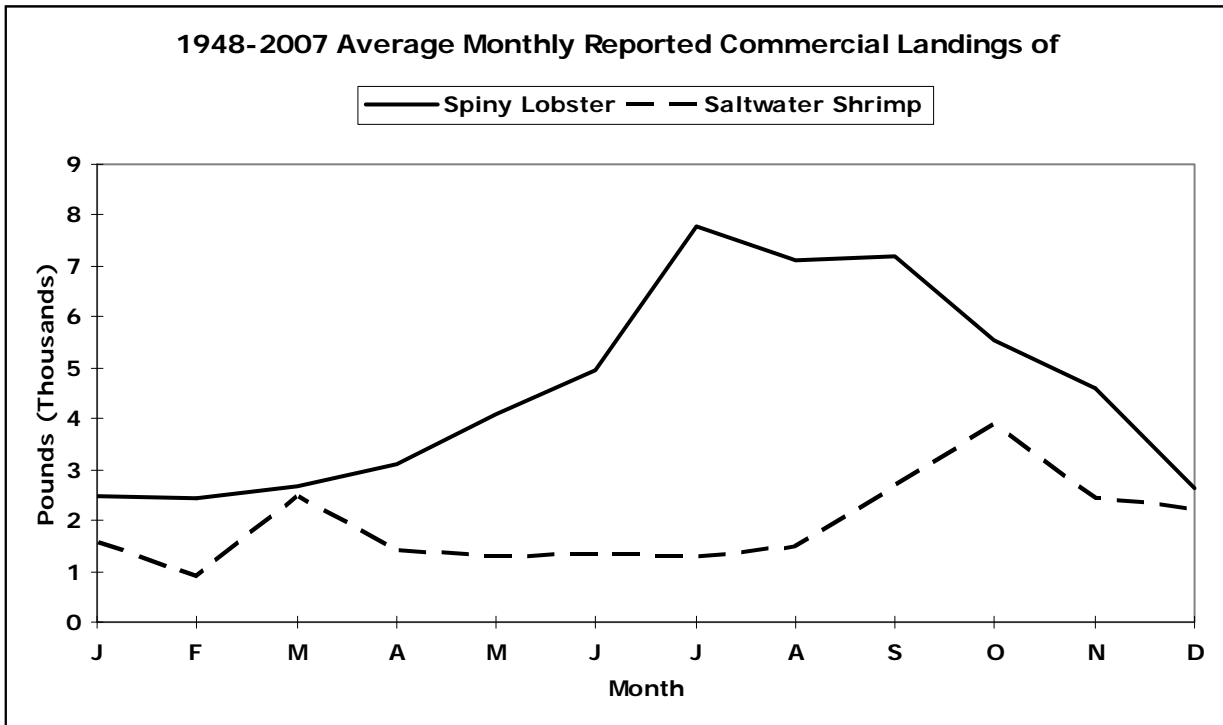


Figure D-2-8

The following graphs plot annual summary statistics to illustrate the variability among years:

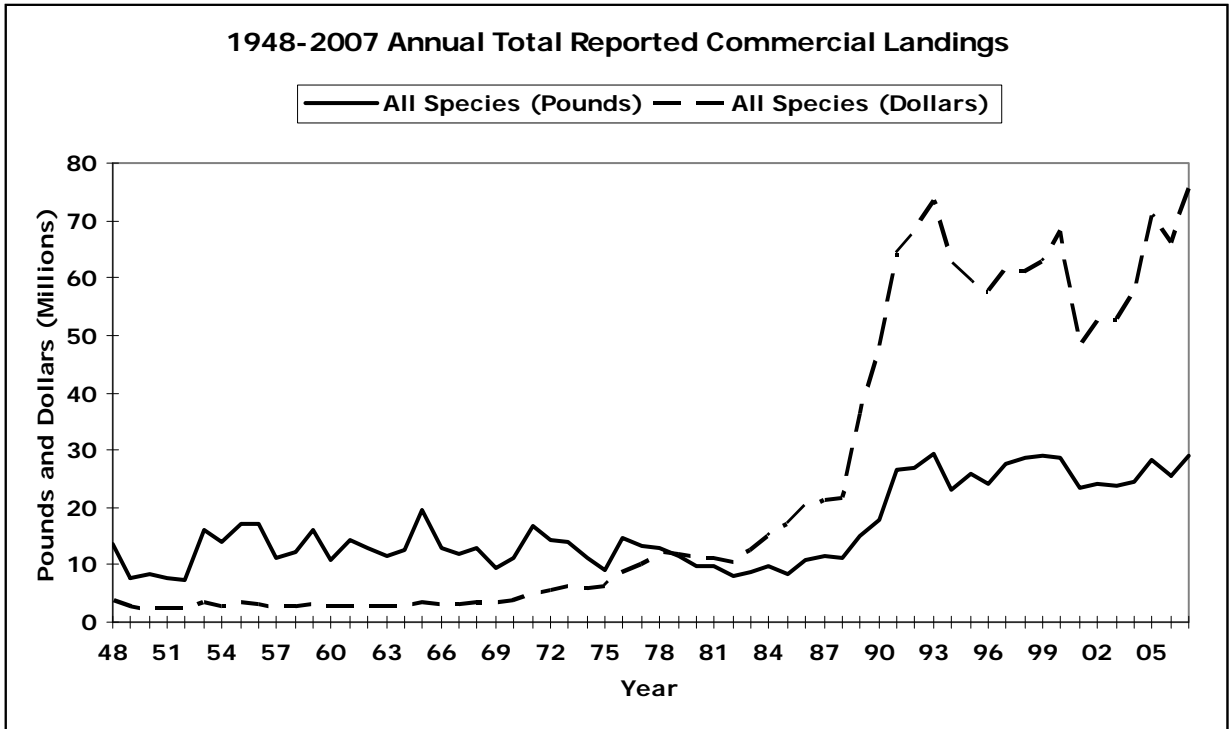


Figure D-3-1

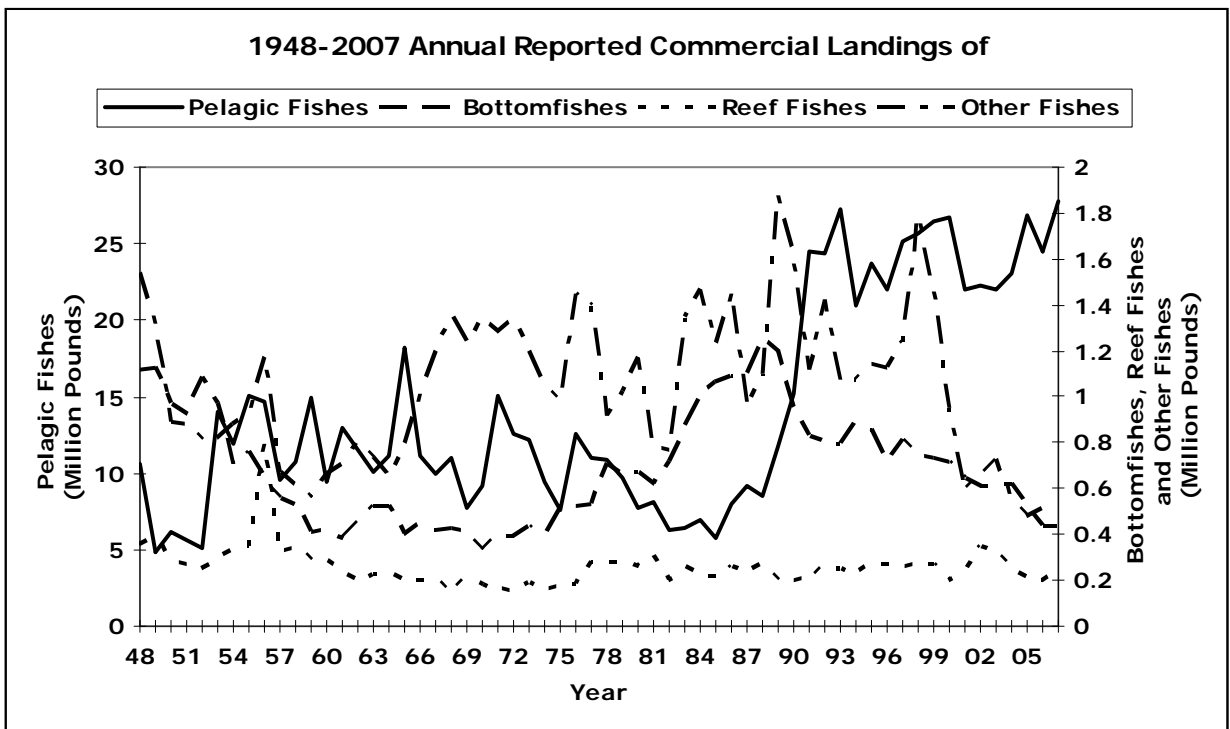


Figure D-3-2

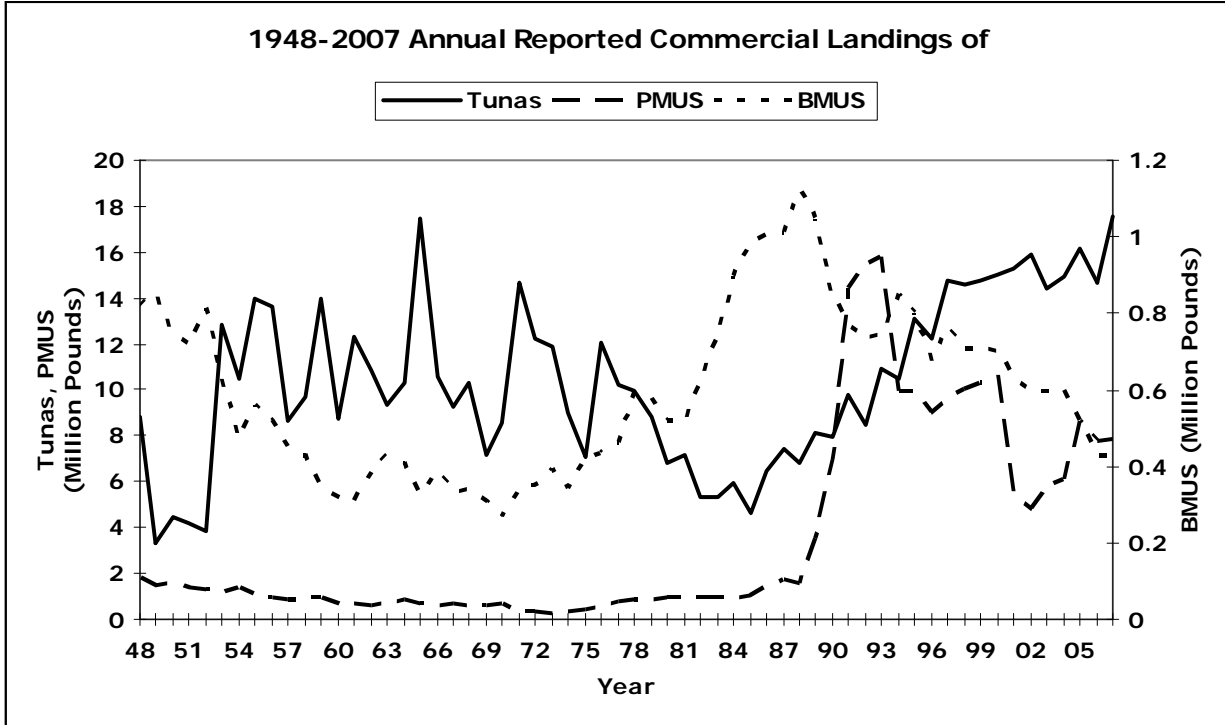


Figure D-3-3

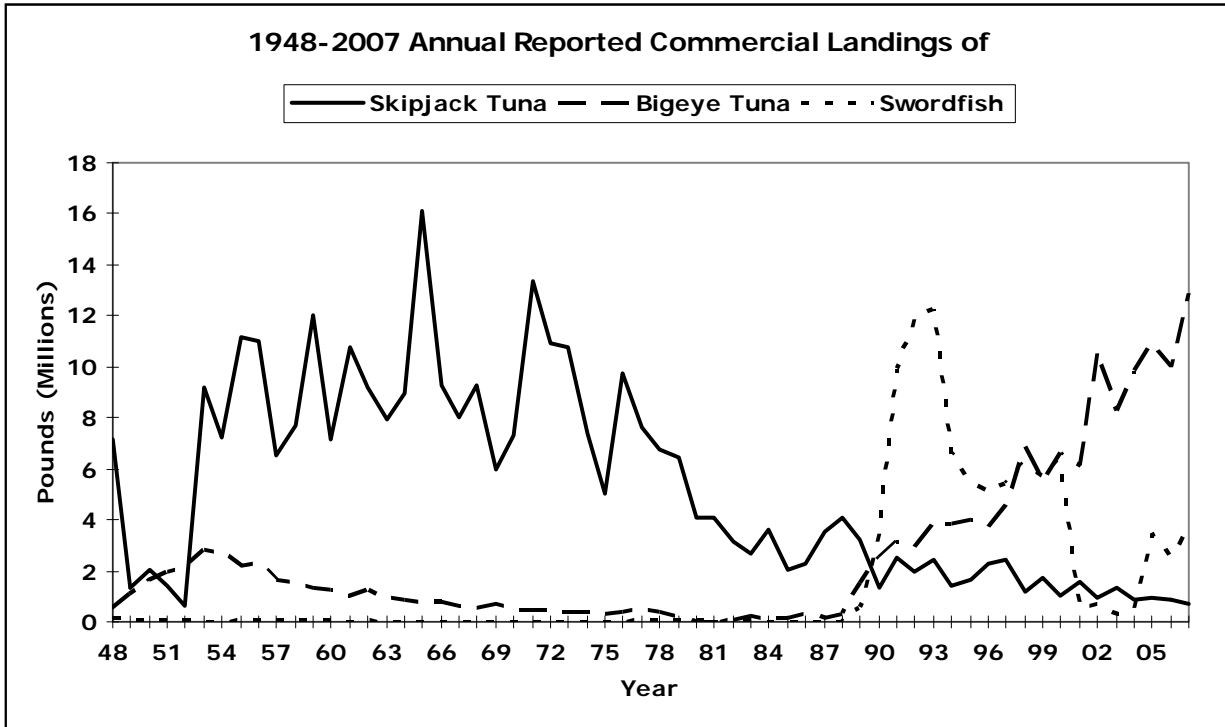


Figure D-3-4

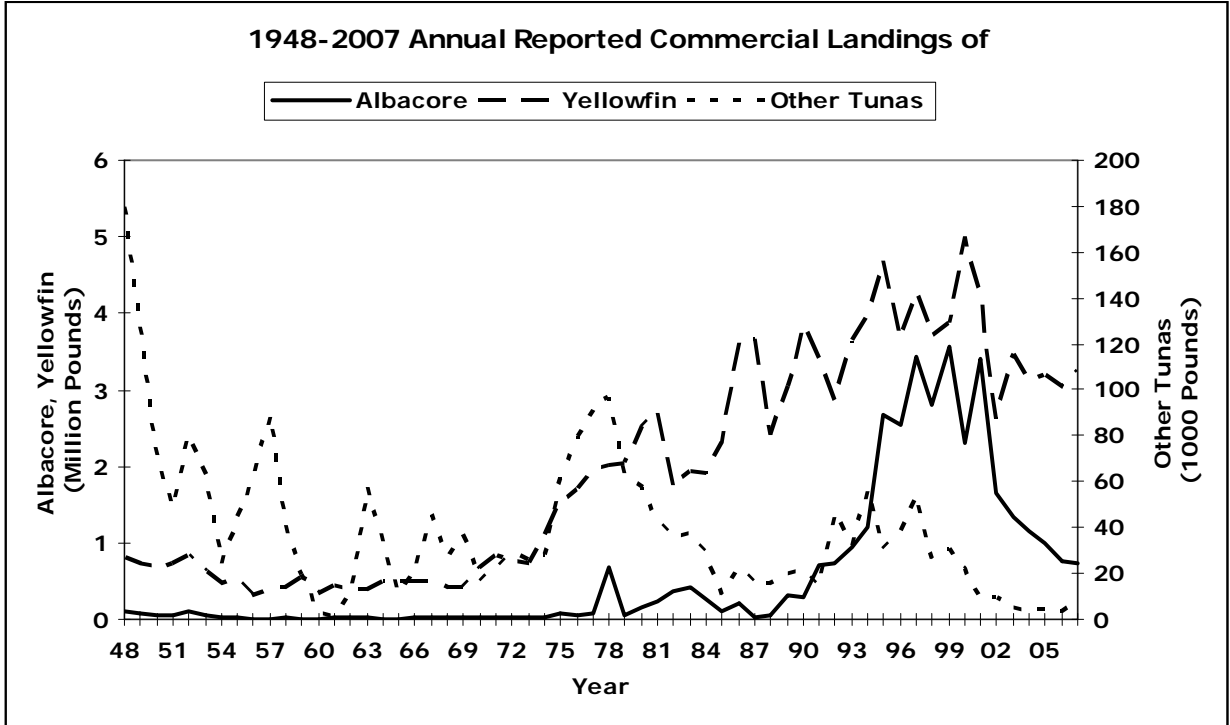


Figure D-3-5

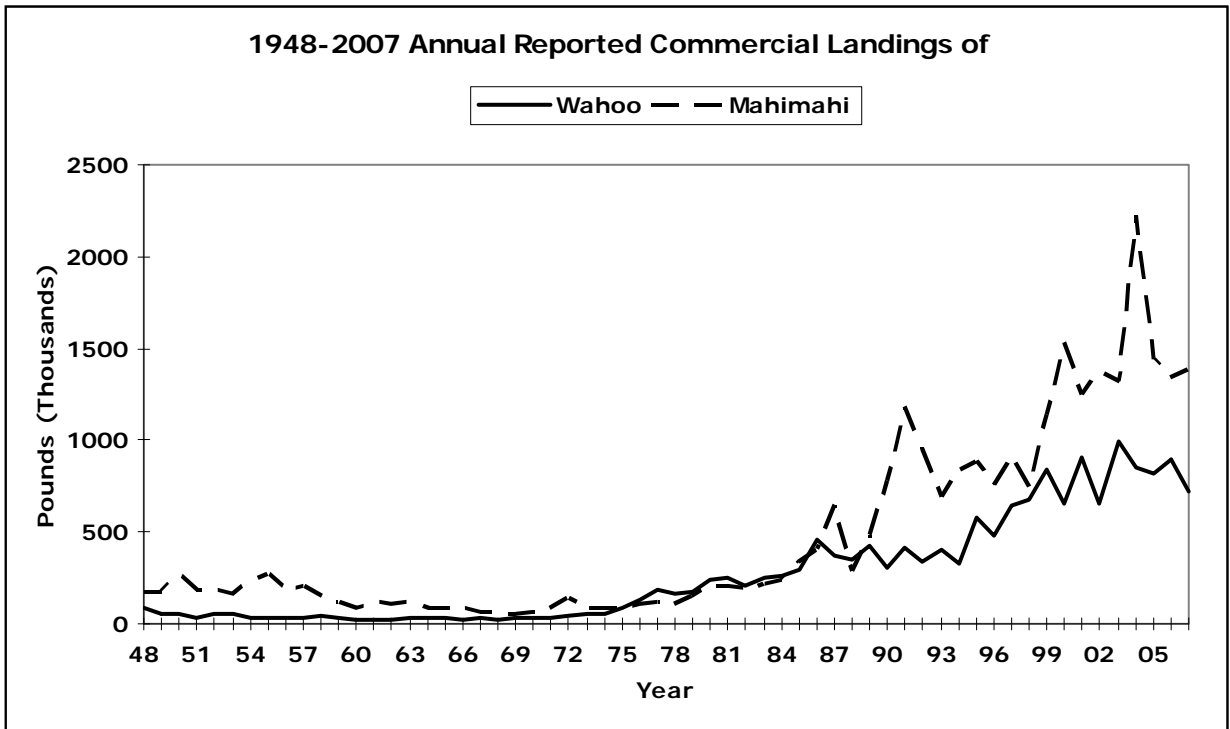


Figure D-3-6

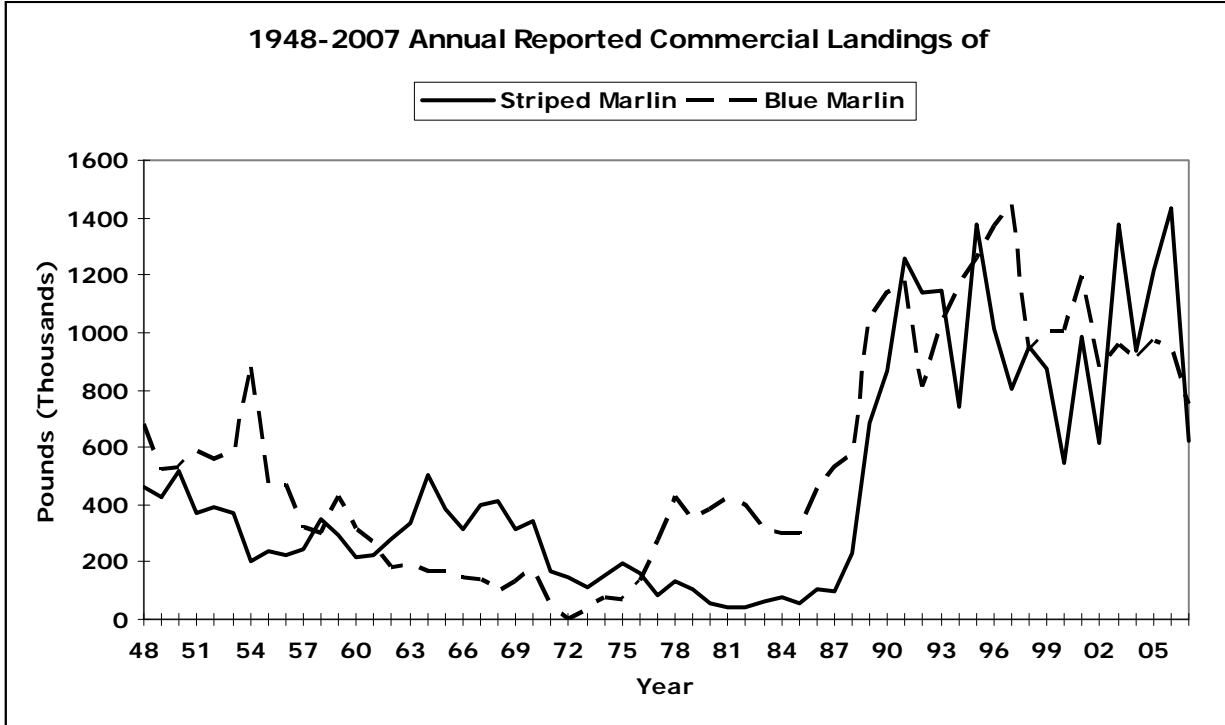


Figure D-3-7

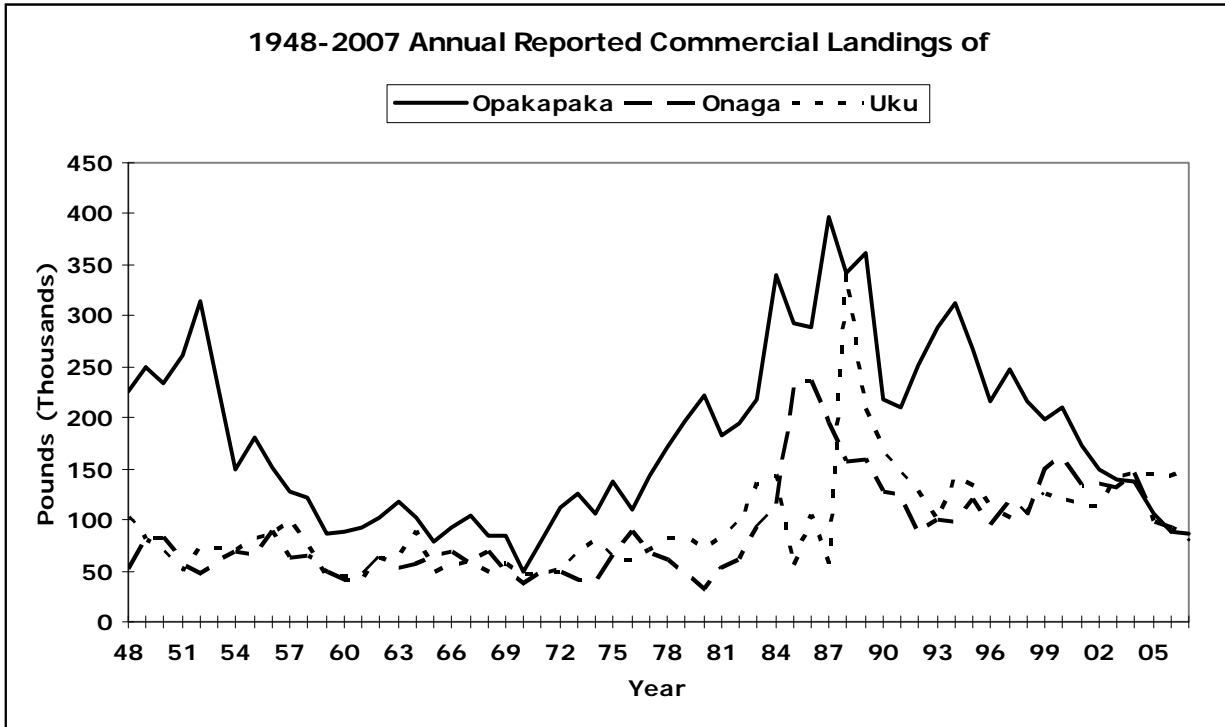


Figure D-3-8

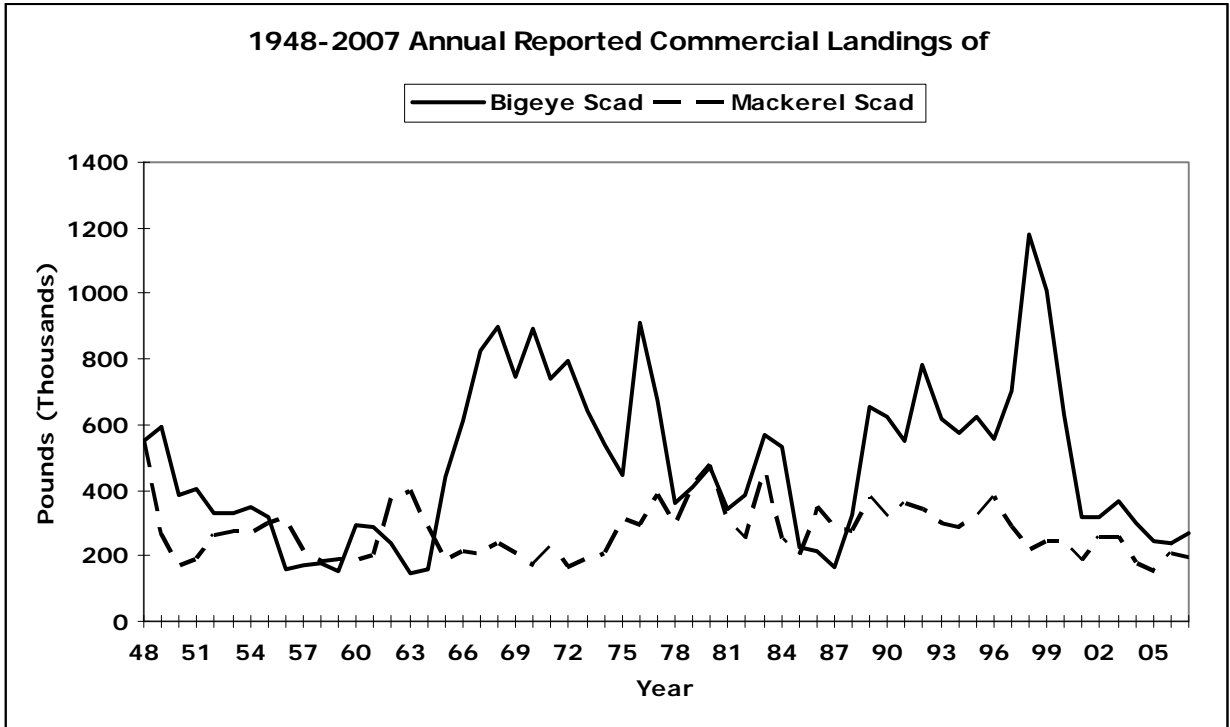


Figure D-3-9

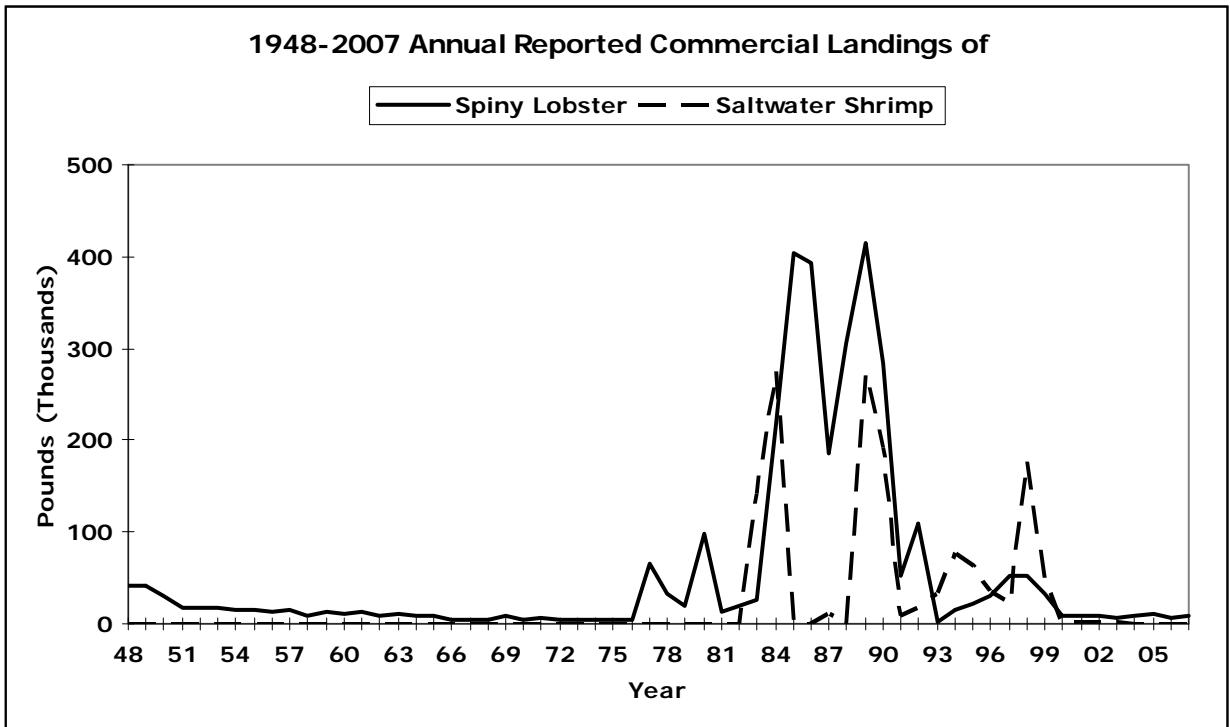


Figure D-3-10

The following graphs plot monthly landings of some commercially important species and document monthly fluctuations over the time series:

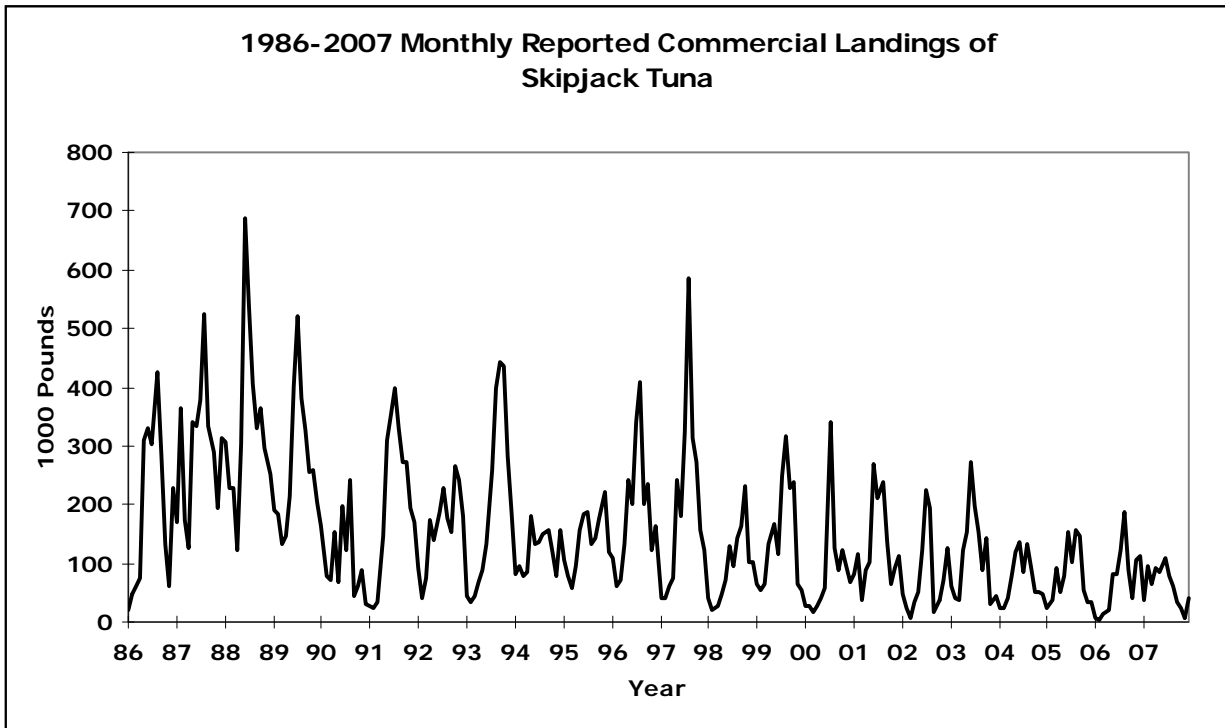


Figure D-4-1

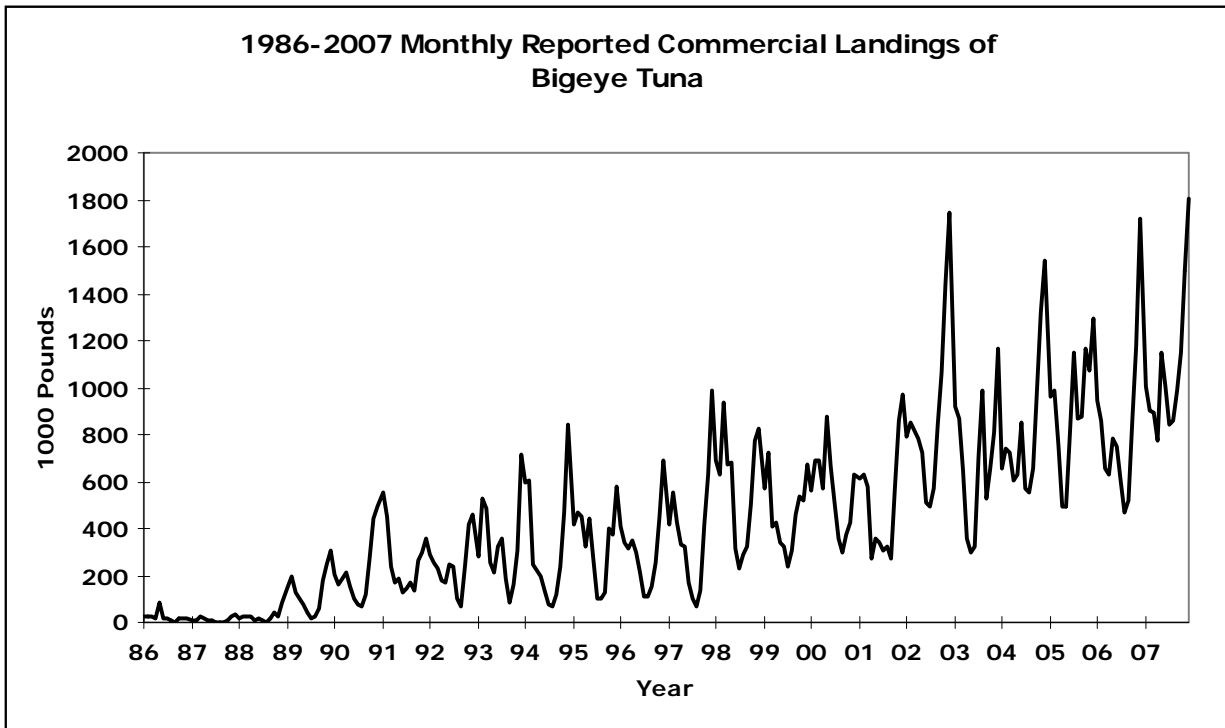


Figure D-4-2

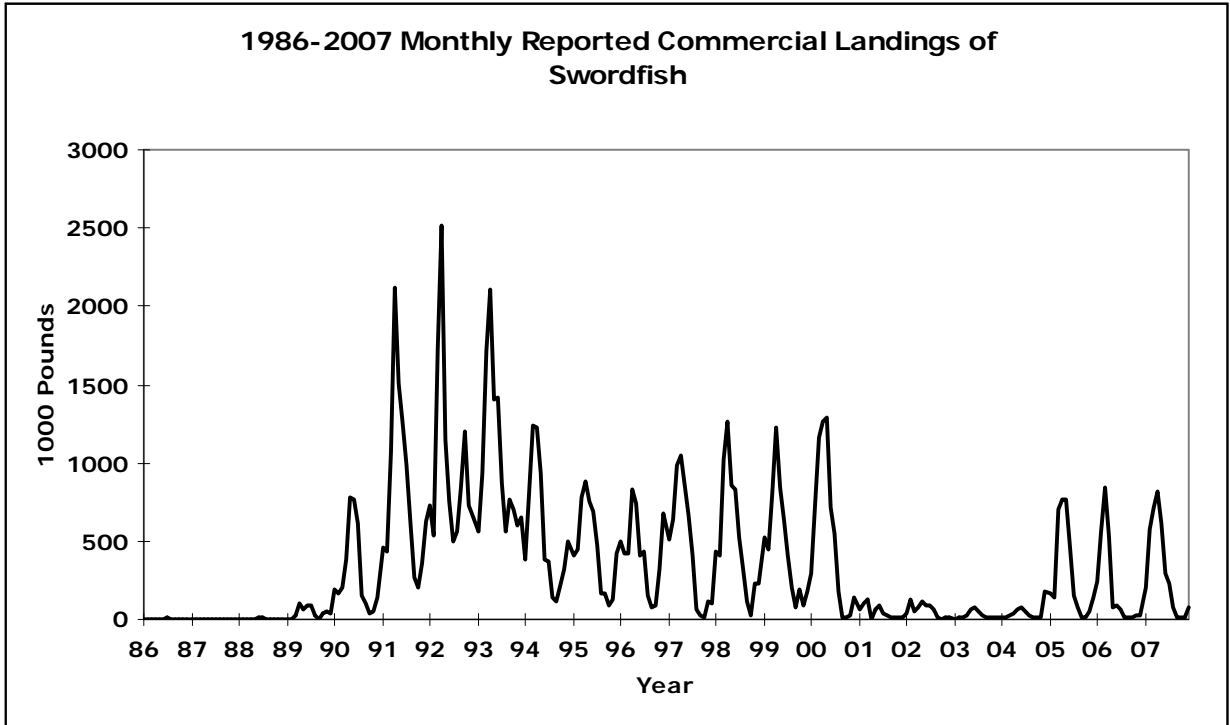


Figure D-4-3

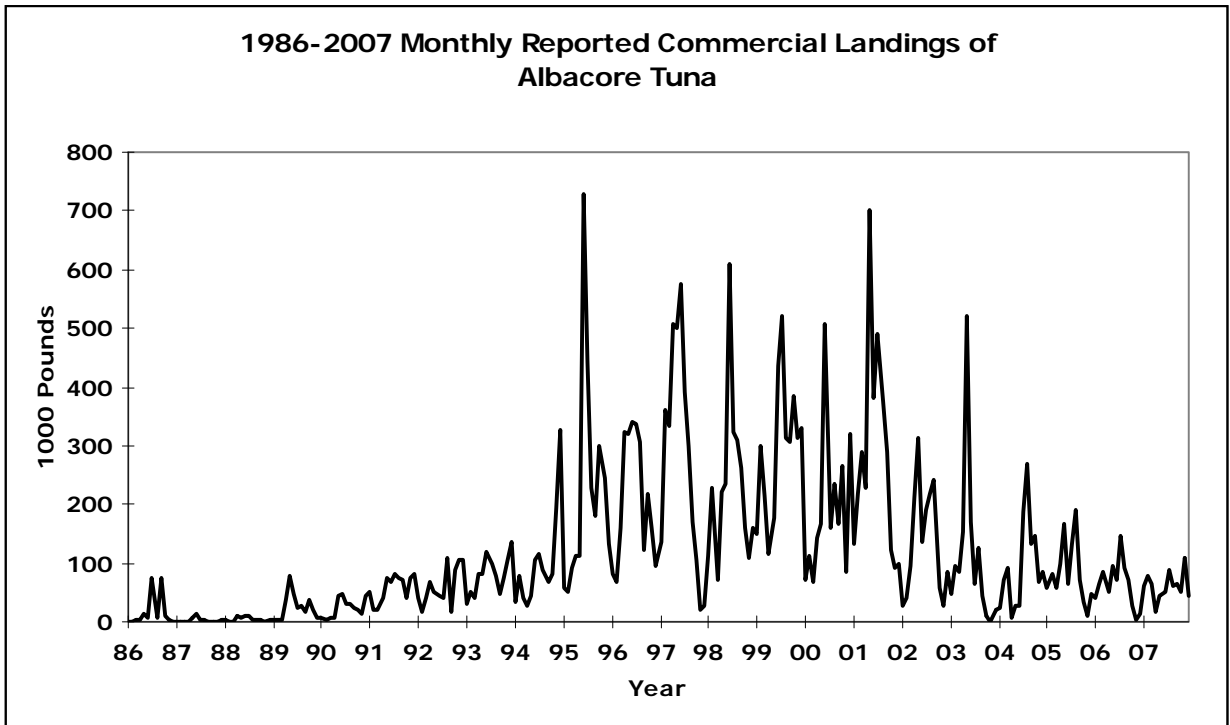


Figure D-4-4

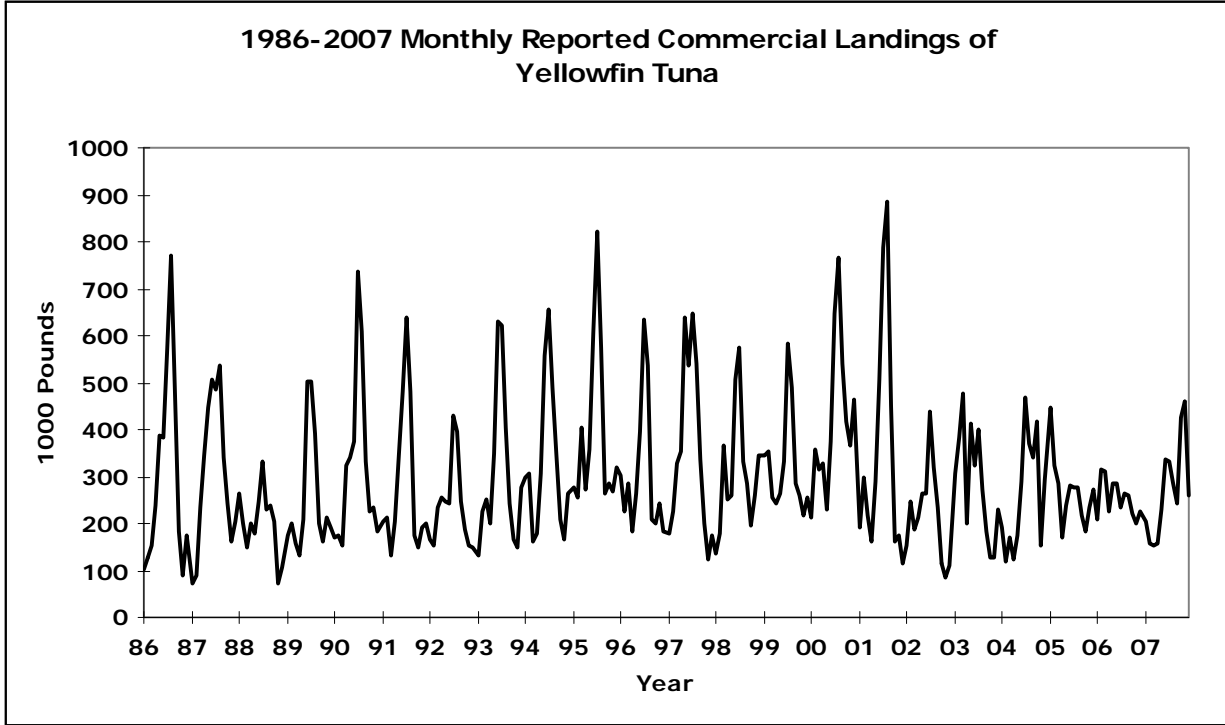


Figure D-4-5

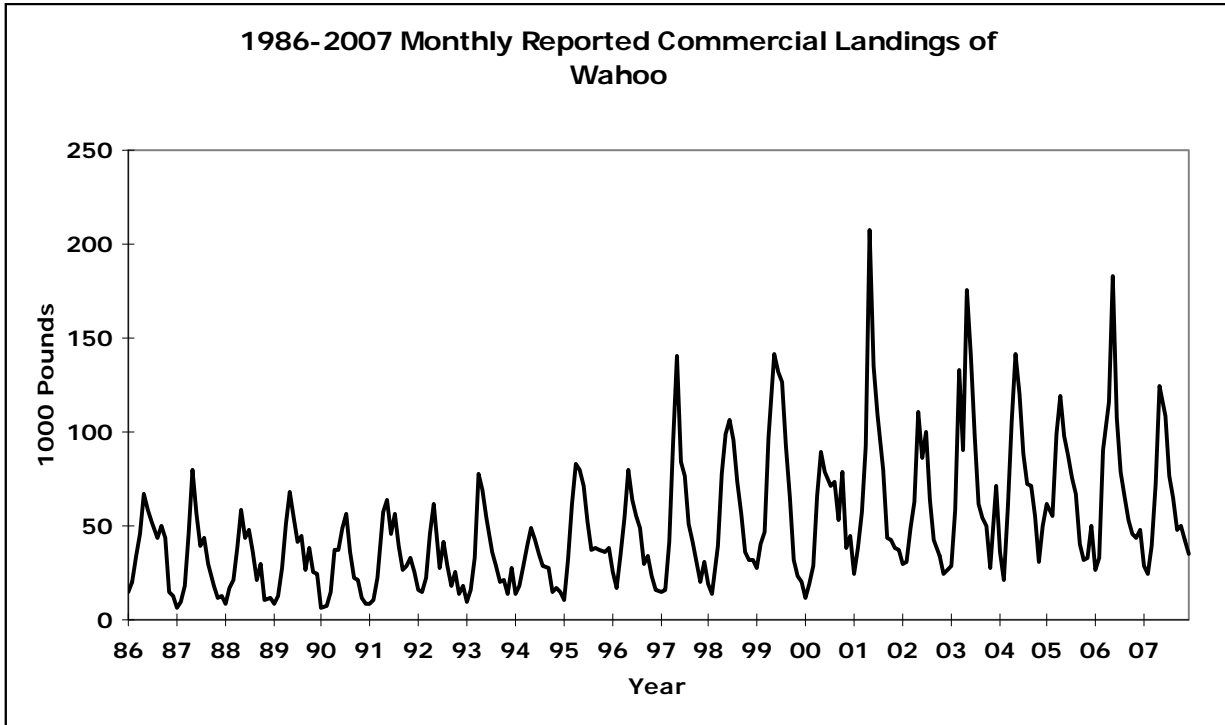


Figure D-4-6

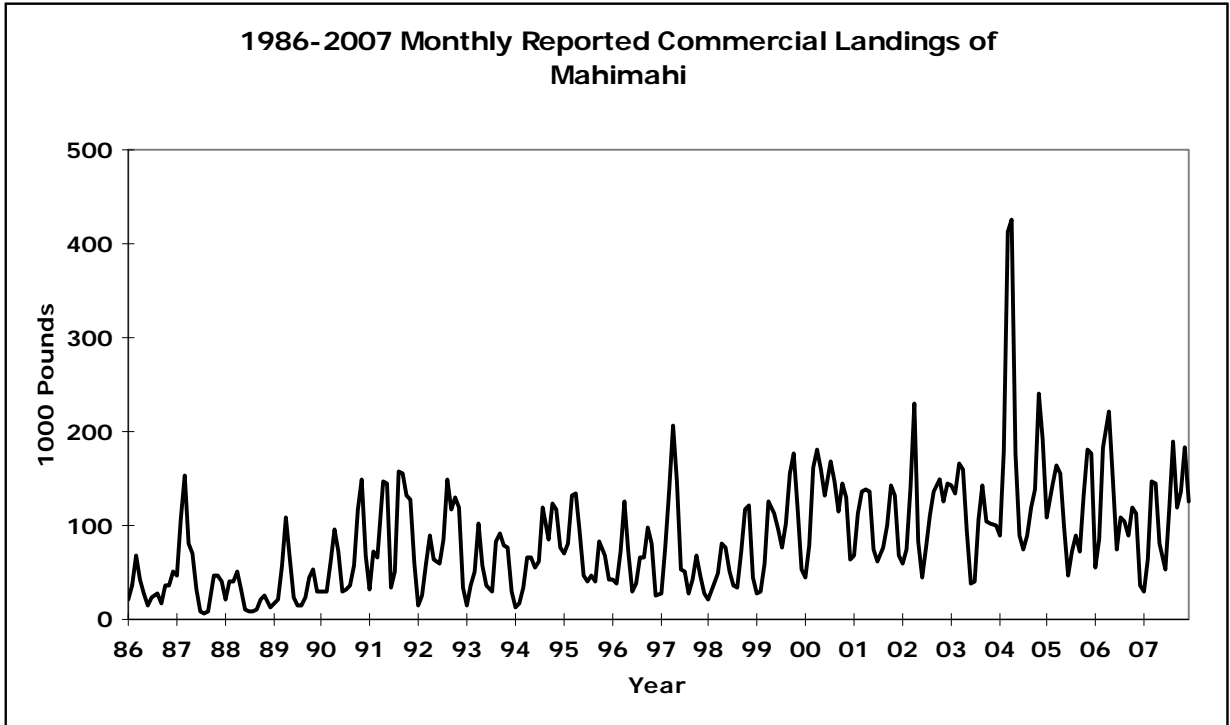


Figure D-4-7

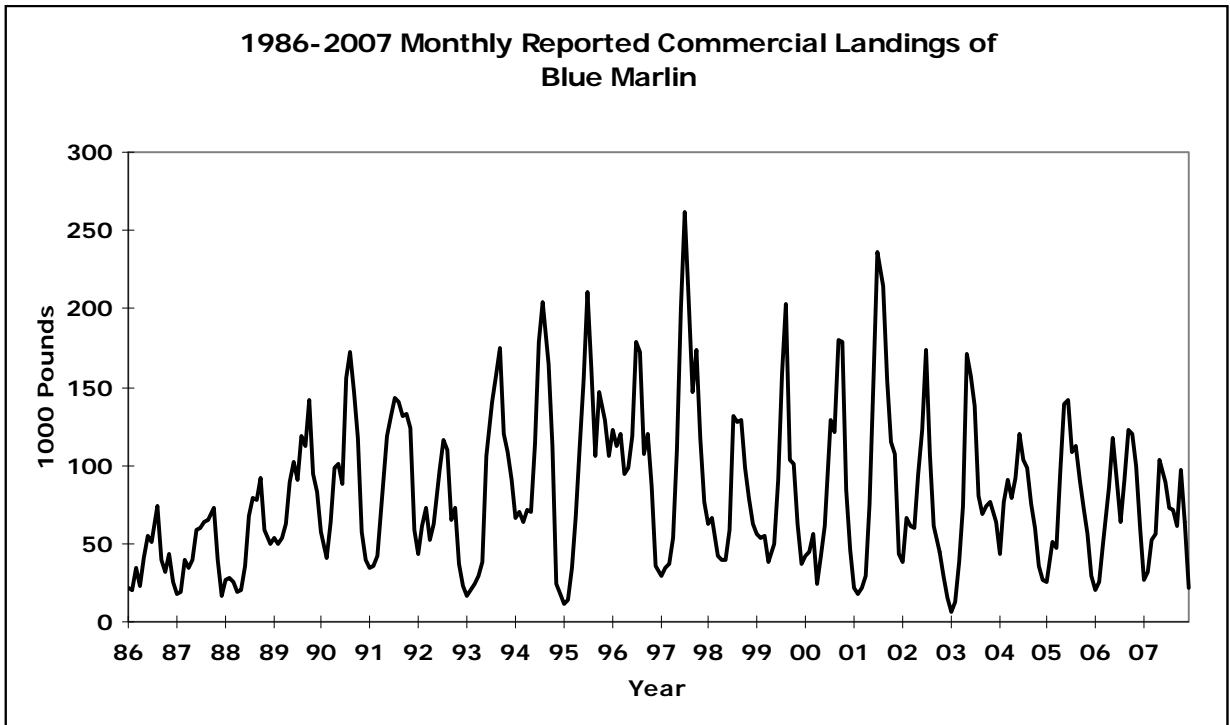


Figure D-4-8

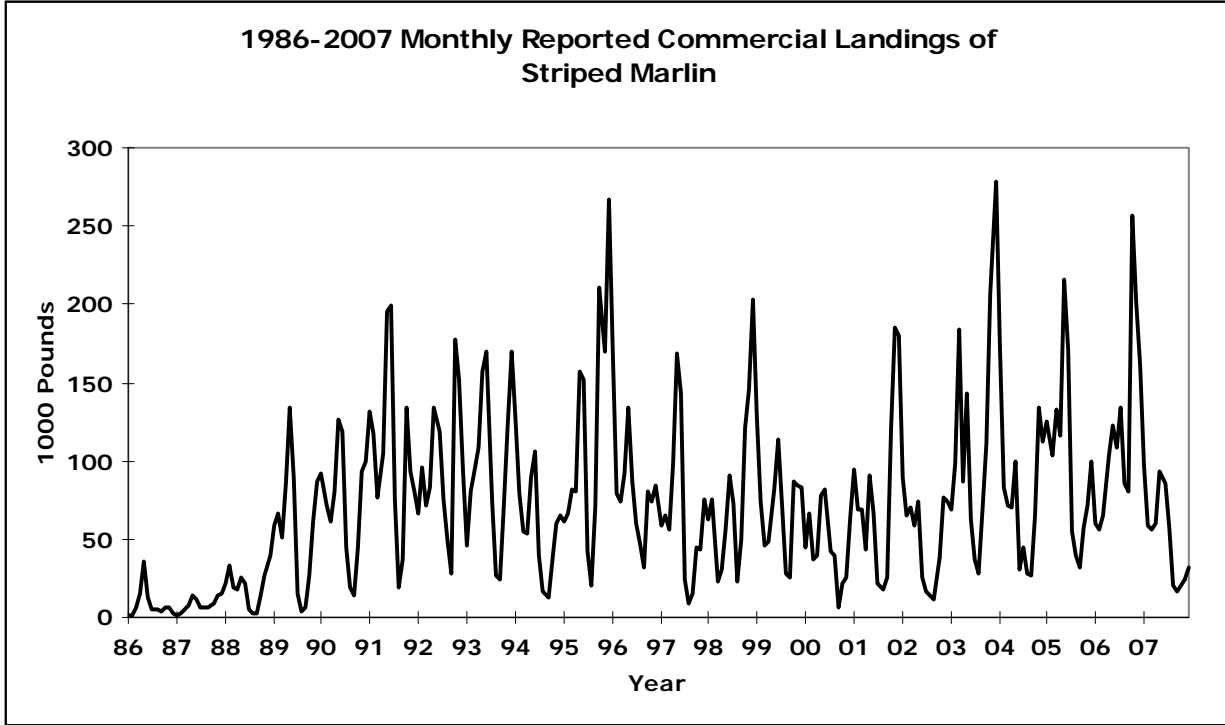


Figure D-4-9

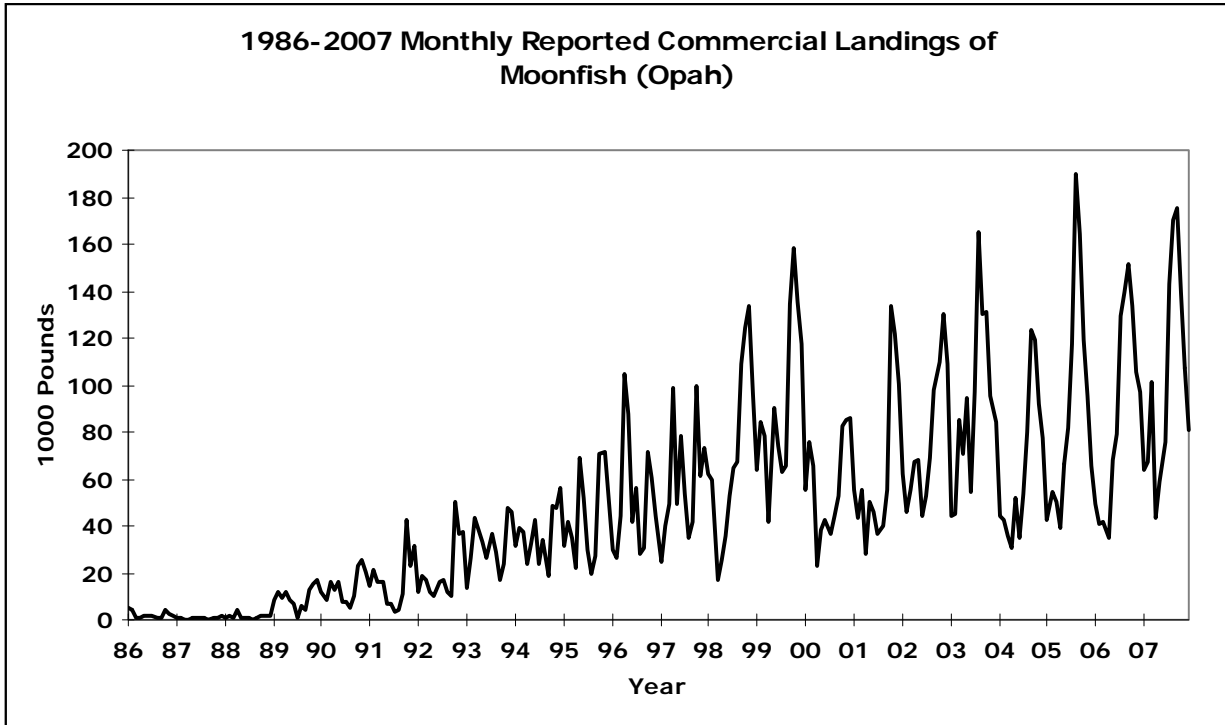


Figure D-4-10

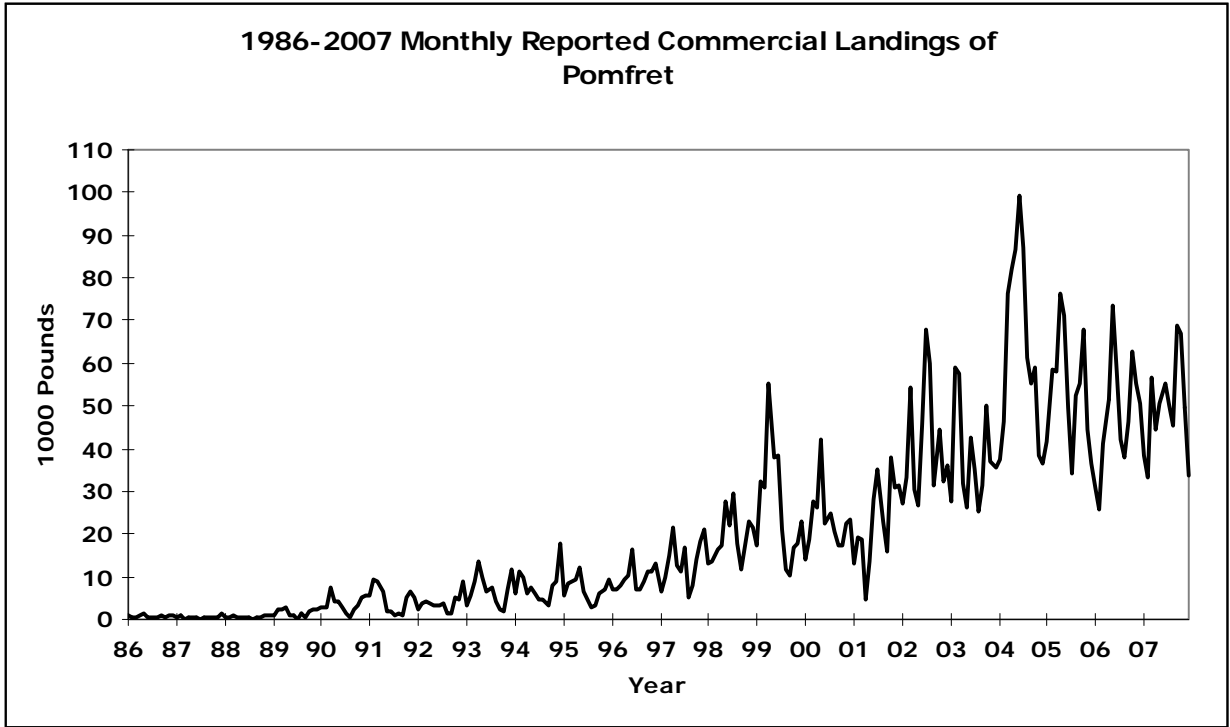


Figure D-4-11

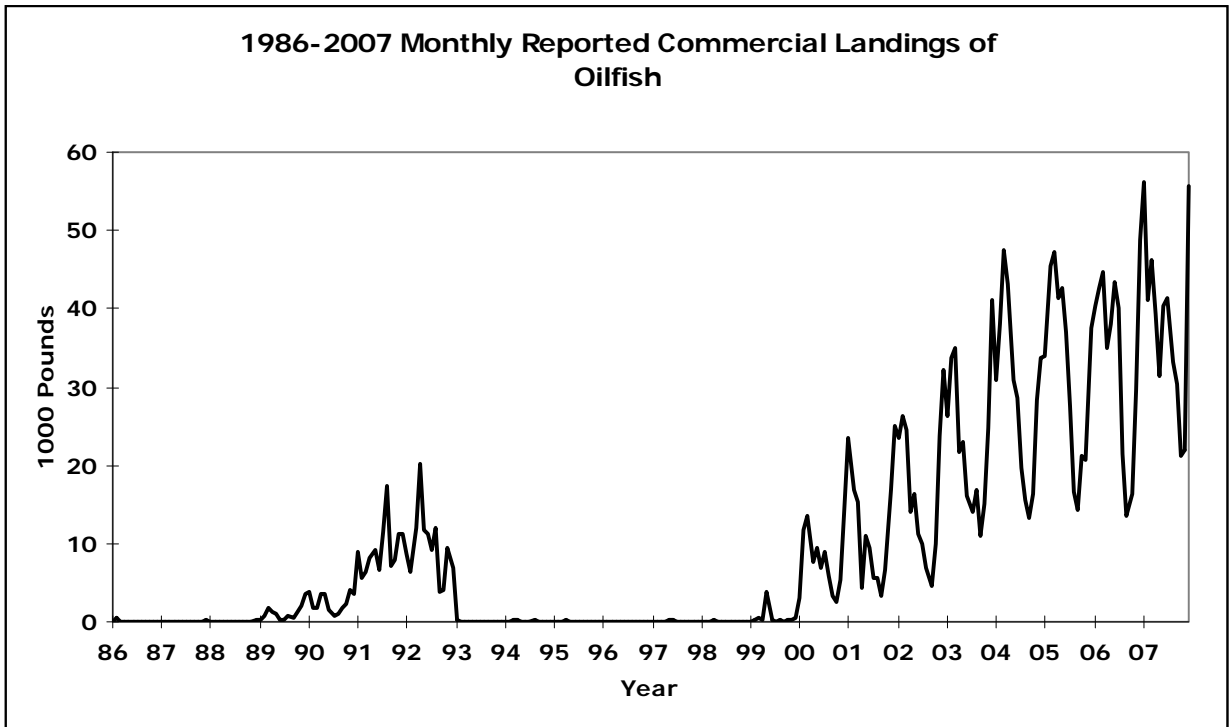


Figure D-4-12

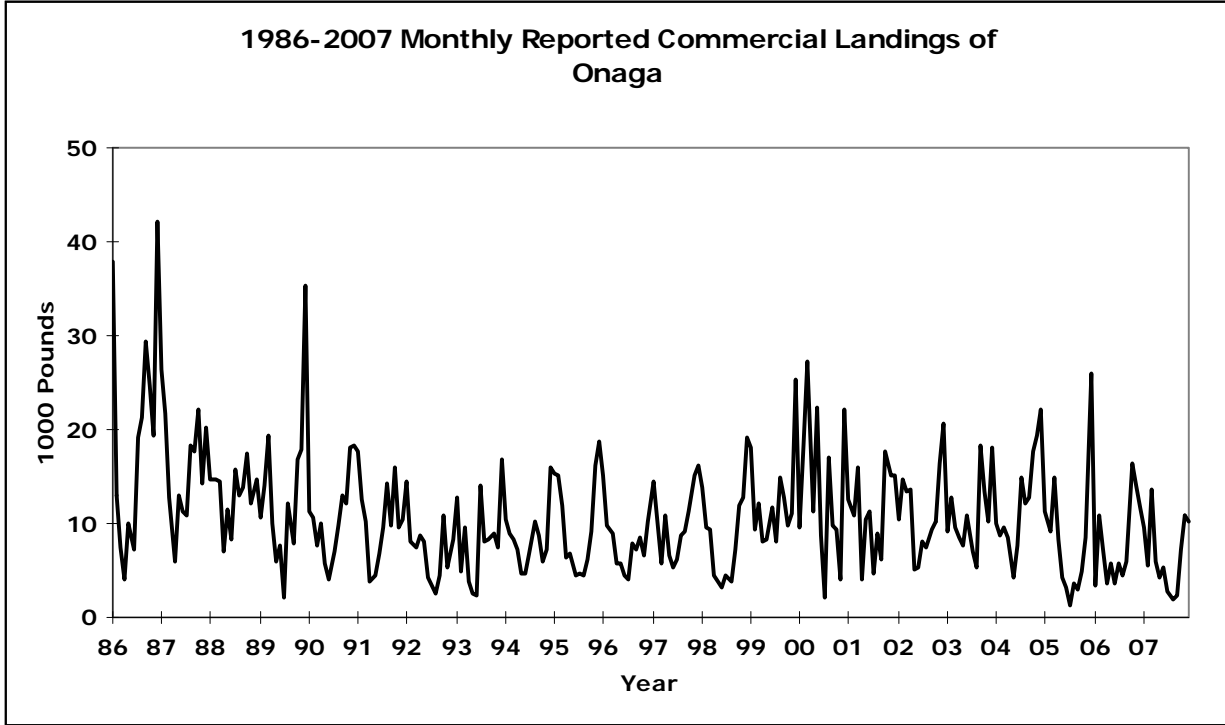


Figure D-4-13

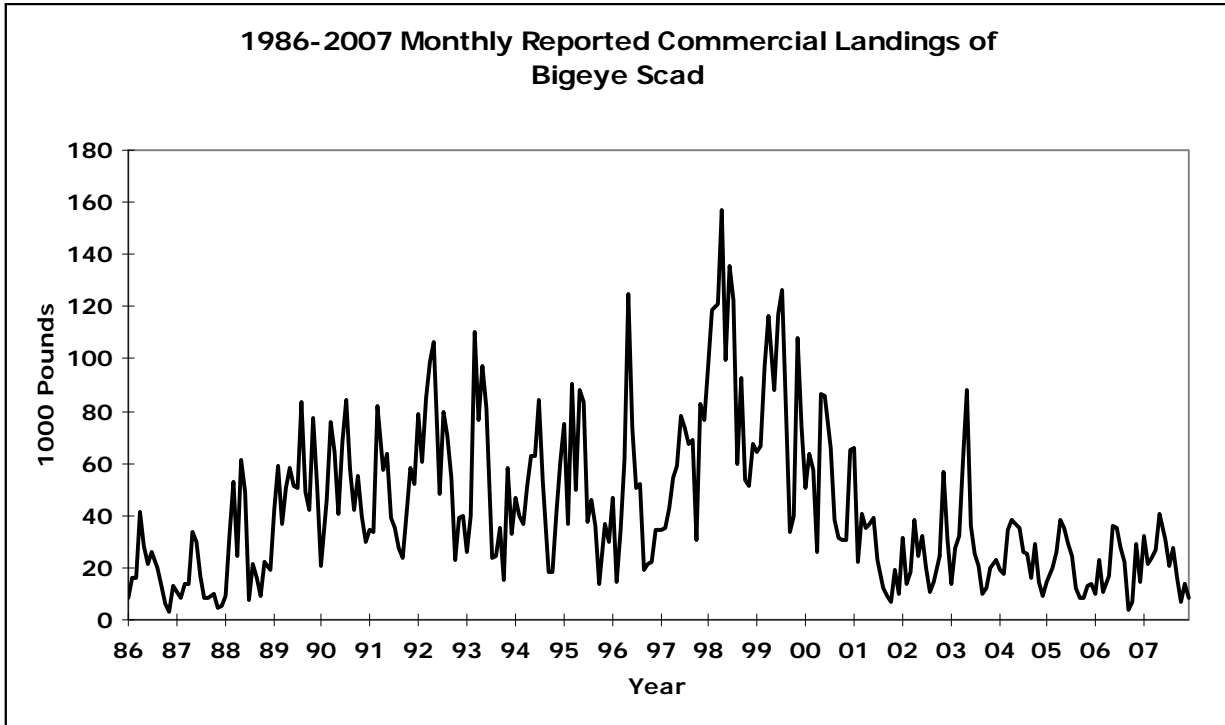


Figure D-4-14